

1001 Preston, Suite 652
Houston, Texas 77002-1816



21.b.1

(713) 755-5120
Fax: (713) 755-8842
treasurer.info@itc.hctx.net

ORLANDO SANCHEZ
HARRIS COUNTY TREASURER

November 13, 2018

Vote of the Court:

County Judge Emmett,
Commissioners Ellis, Morman,
Radack, and Cagle

	Yes	No	Abstain
Judge Emmett	<input type="checkbox"/>	<input type="checkbox"/>	<input type="checkbox"/>
Comm. Ellis	<input type="checkbox"/>	<input type="checkbox"/>	<input type="checkbox"/>
Comm. Morman	<input type="checkbox"/>	<input type="checkbox"/>	<input type="checkbox"/>
Comm. Radack	<input type="checkbox"/>	<input type="checkbox"/>	<input type="checkbox"/>
Comm. Cagle	<input type="checkbox"/>	<input type="checkbox"/>	<input type="checkbox"/>

Honorable Members of the Court:

Transmittal of the County Treasurer's Report to Commissioners Court of monies received and disbursed for the month ending September, 2018 as required by the Local Government Code 114.026.

In accordance with State Law, the books, and accounts of the County Treasurer are available to the Commissioners Court for inspection and examination, as desired. This Report is also filed with the County Auditor.

Sincerely,

Orlando Sanchez
Harris County Treasurer

Presented to Commissioner's Court

18 NOV -6 AM 10:34

HARRIS COUNTY
BUDGET MANAGEMENT
DEPARTMENT

NOV 13 2018

APPROVE clm
Recorded Vol _____ Page _____




HARRIS COUNTY

Treasurer's Office

MONTHLY REPORT

SEPTEMBER 2018

Monthly Report
Of The
Harris County Treasurer
For the Month Ended
September, 2018



Orlando Sanchez
County Treasurer

TABLE OF CONTENTS

11/13/2018

Detail of Changes in County Funds – Cadence Bank	1-7
Monthly Electronic Transfer Report	8
Juror Donations	9
Collected Return Items	10
Percentage of Return Items	11
Debts Due To and Owed by the County	12-15

DETAIL OF CHANGES IN COUNTY FUNDS UNAUDITED AND UNRECONCILED AS OF SEPTEMBER 2018
(PROOF OF CASH AT CADENCE BANK)

			+	-	-		-	+	-	
		Beginning	Deposits/Credits		ACH/Wire	Outstanding	Outstanding			Ending
Account #	Account Name	Balances		Disbursements	Disbursements	Checks	Checks	MMF	MMF	Balance
						Beginning	Ending	Purchases	Sales	
4200025395	Care for Elders Program	\$15,767.02	\$1.94		\$0.00					\$15,768.96
4200068015	HC Gen Oblig Comm Paper	\$2,640,746.02	\$178,123.53		\$180,000.00					\$2,638,869.55
4200068031	HC Unlimited Rd \$Ref Ser 2006B-Project Fund	\$64,975.97	\$6.62		\$17,861.85					\$47,120.74
4200058032	HC Tx Holderrieth Rd Pipeline Relocation Cost Share	\$45,859.73	\$4.90		\$45,621.00					\$243.63
4200068064	HC Worker's Comp	\$500,062.88	\$741,759.09		\$465,735.48			\$499,076.87	\$775,101.76	\$500,061.60
429668064	HC Worker's Comp- CM	\$24,099,782.26						\$775,101.76	\$499,076.87	\$24,375,807.15
4200048082	HC Public Improvement Contingecy	\$15,001,910.96	\$51,180.83		\$17,708,251.97			\$11,999,619.15	\$27,125.10	\$9,317,343.87
429648082	HC Public Improvement Contingecy (CM)	\$11,972,494.05						\$27,125.10	\$11,999,619.15	\$0.00
4200058099	HC Metro Street Improvement	\$250,021.58	\$30.82		\$62,900.69			\$64,308.00	\$1,428.89	\$250,030.82
429658099	HC Metro Street Improvement (CM)	\$694,706.65						\$1,428.89	\$64,308.00	\$631,827.54
4200048330	HC VISA/Mastercard Pilot Program	\$0.00	\$7,046,837.21		\$7,046,837.21					\$0.00
4200078402	HC Attorney SPU Fund State	\$208,192.13	\$25.58		\$1,198.90					\$207,018.81
429678402	HC Attorney SPU Fund State (CM)									\$0.00
4200048405	HC Attorney SPU Fund	\$313,088.11	\$38.60		\$0.00					\$313,126.71
4200028407	District Attorney Federal Forfeited	\$77,424.25	\$9.55		\$0.00					\$77,433.80
4200038414	District Attorney Federal Forfeited US Justice	\$587,805.34	\$25,563.14		\$0.00					\$593,168.48
4200048421	District Attorney State Forfeited	\$500,062.68	\$443,644.74		\$4,246.95				\$439,402.10	\$500,058.37
429648421	District Attorney State Forfeited (CM)	\$6,711,637.41						\$439,402.10		\$7,151,039.51
4200078428	District Attorney Hot Checks Fees	\$250,031.85	\$2,142.37		\$2,673.31			\$3,698.75	\$3,168.84	\$250,030.82
429678428	District Attorney Hot Checks Fees(CM)	\$645,367.66						\$3,168.84	\$3,698.75	\$644,837.75
4200088435	District Attorney Gambling Proceeds	\$250,031.53	\$18,478.81		-\$2,283.19			\$0.00	\$20,762.78	\$250,030.75
429688435	District Attorney Gambling Proceeds (CM)	\$1,506,013.20						\$20,762.78	\$0.00	\$1,526,775.98

DETAIL OF CHANGES IN COUNTY FUNDS UNAUDITED AND UNRECONCILED AS OF SEPTEMBER 2018
(PROOF OF CASH AT CADENCE BANK)

			+	-	-		-	+	-	
		Beginning	Deposits/Credits		ACH/Wire	Outstanding	Outstanding			Ending
Account #	Account Name	Balances		Disbursements	Disbursements	Checks	Checks	MMF	MMF	Balance
						Beginning	Ending	Purchases	Sales	
4200098442	Constables Federal Forfeited	\$65,489.31	\$8.07		\$0.00					\$65,497.38
4200088443	Constable (Pct 2) Fed Forfeited Assts US Treas	\$10.85	\$0.00		\$0.00					\$10.85
4200078444	Constable (Pct 4) Fed Forfeited Assts US Treas	\$4,732.18	\$0.58		\$0.00					\$4,732.76
4200068445	Constable (Pct 5) Fed Forfeited Assts Us Treas	\$981.82	\$0.12		\$0.00					\$981.94
4200058446	Constable (Pct. 1) State Forfeited Assets - CH 18	\$604,274.28	\$19,818.85		\$1,124.28					\$622,968.85
4200048447	Constable (Pct. 3) State Forfeited Assets - CH 18	\$69,635.34	\$8.59		\$0.00					\$69,643.93
4200038448	Constable (Pct. 5) State Forfeited Asstes - Chpt 18	\$74,170.05	\$9.14		\$0.00					\$74,179.19
4200028449	Constables (Pct 1) Forfeited US Justice	\$86,488.78	\$10.66		\$0.00					\$86,499.44
4200088450	Constable (Pct 2) Fed Forfeited Assets US Justice	\$62.49	\$0.01		\$0.00					\$62.50
4200078451	Constable (Pct 4) Forfeited US Justice	\$63,564.68	\$7.84		\$0.00					\$63,572.52
4200068452	Constable (Pct. 5) Fed Forfeited Assets US Justice	\$680.65	\$0.08		\$0.00					\$680.73
4200048454	Constable (Pct. 3) Fed Forfeited Assts US Justice	\$9,210.42	\$1.14		\$0.00					\$9,211.56
4200038455	Constable (Pct. 2) State Forfeited Assets Chp 18	\$23,904.40	\$2.95		\$0.00					\$23,907.35
4200028456	Constables State (Pct.1) State Forfeited Chp. 59	\$207,421.23	\$4,681.61		\$0.00					\$212,102.84
4200018457	Constable (Pct. 4) State Forfeited Assets - CH 18	\$593,848.57	\$11,109.95		\$0.00					\$604,958.52
4200008458	Constable (Pct. 6) State Forfeited Asst - CH 18	\$8,262.78	\$1.02		\$0.00					\$8,263.80
4200048462	Constable (Pct. 2) State Forfeited Asst Ch 59	\$35,674.42	\$13,983.77		\$0.00					\$49,658.19
4200038463	Commissioners Court State Forfeited Ch. 59	\$750,095.44	\$30,508.81		-\$2,653.56			\$0.00	\$33,165.50	\$750,092.31
429638463	Commissioners Court State Forfeited Ch. 59 (CM)	\$1,737,740.95						\$33,165.50	\$0.00	\$1,770,906.45
4200028464	Constable (Pct. 3) State Forfeited Asst Ch. 59	\$20,471.47	\$2.52		\$0.00					\$20,473.99

DETAIL OF CHANGES IN COUNTY FUNDS UNAUDITED AND UNRECONCILED AS OF SEPTEMBER 2018

(PROOF OF CASH AT CADENCE BANK)

			+	-	-		-	+	-	
		Beginning	Deposits/Credits		ACH/Wire	Outstanding	Outstanding			Ending
Account #	Account Name	Balances		Disbursements	Disbursements	Checks	Checks	MMF	MMF	Balance
						Beginning	Ending	Purchases	Sales	
4200018465	Constable (Pct. 4) State Forfeited Asst. Ch. 59	\$291,899.25	\$2,934.31		\$0.00					\$294,833.56
420008466	Constable (Pct. 5) State Forfeited Asst. Ch. 59	\$101,527.90	\$12.48		\$567.12					\$100,973.26
4200098467	Constable (Pct. 6) State Forfeited Asst. Ch. 59	\$18,777.01	\$2.31		\$0.00					\$18,779.32
4200088468	Constable (Pct. 8) State Forfeited Asst. Ch. 59	\$18,144.82	\$2.24		\$0.00					\$18,147.06
4200078469	Constable (Pct. 8) State Forfeited Asst. Ch. 59	\$16,359.71	\$2.00		\$270.25					\$16,091.46
4200048470	Sheriff Federal Forfeited	\$393,254.65	\$48.48		\$0.00					\$393,303.13
4200078477	Sheriff Forfeited US Justice	\$1,623,530.66	\$68,176.47		\$1,095.00					\$1,690,612.13
4200088484	Sheriff State Forfeited	\$500,063.09	\$186,423.08		\$23,561.36			\$27,954.19	\$190,818.12	\$500,060.88
429688484	Sheriff State Forfeited (CM)	\$2,913,344.52						\$190,818.12	\$27,954.19	\$3,076,208.45
4200078485	Sheriff State Forfeited Assets - CH 18	\$250,031.57	\$9,088.87		-\$2,817.80			\$0.00	\$11,907.49	\$250,030.75
429678485	Sheriff State Forfeited Assets - CH 18 (CM)	\$1,869,194.97						\$11,907.49	\$0.00	\$1,881,102.46
420008490	Sheriff Fed Forfeited Assets	\$250,031.85	\$22,592.40		-\$504.93			\$0.00	\$23,098.45	\$250,030.73
429608490	Sheriff Fed Forfeited Assets (CM)	\$328,427.91						\$23,098.45	\$0.00	\$351,526.36
4200038505	HC Treasurers Escheatment	\$903,372.55	\$111.37		\$0.00					\$903,483.92
420008508	HC Public Health and Enviromental Services	\$4,395.20	\$0.54		\$0.00					\$4,395.74
4200078691	HC Tx & Sub Lien Rev Ref Bds Ser 2009C D/S	\$23,848.87	\$500,054.31		\$0.00					\$523,903.18
4200038695	HC Toll Sr Lien Rev Bds Ser 2009C Construct	\$2,486,184.81	\$306.52		\$0.00					\$2,486,491.33
4200018721	HC Dist Atty Hot Checks Fees	\$300,163.00	\$37.01		\$0.00					\$300,200.01
4200028738	HC Fee Officer Cash Bond	\$3,491,517.55	\$331,536.75		\$257,049.20					\$3,566,005.10
4200048777	HC Obligation & Rev Series 2002 D/S	\$2,606.54	\$10,001,027.72		\$0.00					\$10,003,634.26

DETAIL OF CHANGES IN COUNTY FUNDS UNAUDITED AND UNRECONCILED AS OF SEPTEMBER 2018

(PROOF OF CASH AT CADENCE BANK)

			+	-	-		-	+	-	
		Beginning	Deposits/Credits		ACH/Wire	Outstanding	Outstanding			Ending
Account #	Account Name	Balances		Disbursements	Disbursements	Checks	Checks	MMF	MMF	Balance
						Beginning	Ending	Purchases	Sales	
4200048785	Metro General Mobility Program	\$2,500,318.49	\$44,058.22		\$29,557,126.43			\$29,640,415.52	\$127,357.58	\$2,500,308.22
429648785	Metro General Mobility Program (CM)	\$46,013,605.49						\$127,357.58	\$29,640,415.52	\$16,500,547.55
4200048801	Harris County Constitutional Debt Service Funds	\$1,557,433.64	\$128,710,936.89		\$38,892,000.00					\$91,376,370.53
4200088864	HC Go and Rev Certificate Oblig Ser 2002 Construction	\$11,982,294.47	\$1,459.39		\$754,193.86					\$11,229,560.00
420008870	HC Tx Rd Debt Service Funds	\$849,405.03	\$70,289,702.39		\$0.00					\$71,139,107.42
4200068890	HC Commercial Paper Series A-1	\$5,482,856.23	\$1,700,699.57		\$395,361.51					\$6,788,194.29
4200058891	HC Commercial Paper Series B	\$172,635.90	\$3,156.89		\$22,845.05					\$152,947.74
4200048892	HC Commercial Paper Series C	\$45,222.61	\$2,000,038.57		\$197,991.62					\$1,847,269.56
4200038893	HC Gen Oblig Comm Paper Series D	\$24,400,519.18	\$4,156,256.85		\$3,560,461.71					\$24,996,314.32
4200088898	HC Tax & Sub Lien Rev Ref Bonds Ser 2012A D/S	\$1,977,631.55	\$2,000,350.61		\$1,960,375.00					\$2,017,607.16
4200078899	HC Perm Improv and Ref Bond Ser 2015A Project	\$0.96	\$0.00		\$0.96					\$0.00
4200018945	HC Unlimited Tax Ref - Project Fund	\$2,174,732.11	\$267.67		\$6,379.21					\$2,168,620.57
4200089037	HCTRA Revenue Account	\$5,000,627.18	\$135,667,741.63		\$237,367,319.28			\$219,619,777.22	\$117,920,218.07	\$5,000,608.68
429689037	HCTRA Sweep Account	\$258,329,876.46						\$117,920,218.07	\$219,619,777.22	\$158,630,317.31
4200029058	HCTRA Renewal and Replacement	\$1,500,191.10	\$10,000,184.93		\$20,239,024.67			\$20,291,488.86	\$10,052,655.29	\$1,500,184.93
429629058	HCTRA Renewal and Replacement - (CM)	\$48,191,710.36						\$10,052,655.29	\$20,291,488.86	\$37,952,876.79
4200069260	HCTRA Sr Lien Rev & Ref Bonds Series 2002 Construction	\$1,363,745.72	\$167.95		\$2,681.58					\$1,361,232.09
4200009365	HCTRA Sr Lien Rev & Ref Bonds Series 2008B Con	\$83,284.37	\$9.12		\$16,400.37					\$66,893.12
4200019372	HCTRA Sr Lien Rev Bonds, Series 2009A Construction	\$834,689.92	\$102.91		\$0.00					\$834,792.83
4200099390	HCTRA Sr Lien Rev Commercial Paper Notes, Ser E-1	\$25,694.69	\$6,400,108.37		\$0.00					\$6,425,803.06
4200089391	HCTRA Sr Lien Rev Commercial Paper Notes, Ser E-2	\$31,806.78	\$200,003.29		\$220,797.72					\$11,012.35

DETAIL OF CHANGES IN COUNTY FUNDS UNAUDITED AND UNRECONCILED AS OF SEPTEMBER 2018

(PROOF OF CASH AT CADENCE BANK)

			+	-	-		-	+	-	
		Beginning	Deposits/Credits		ACH/Wire	Outstanding	Outstanding			Ending
Account #	Account Name	Balances		Disbursements	Disbursements	Checks	Checks	MMF	MMF	Balance
						Beginning	Ending	Purchases	Sales	
4200009746	HC CTS ERP Retainage	\$4,138,591.79	\$434,517.37		\$0.00					\$4,573,109.16
	Total Harris County	\$619,375,851.80	\$593,212,189.88	\$57,433,790.84	\$801,156,802.74	\$0.00	\$38,612,936.22	\$923,929,757.00	\$698,482,695.52	\$326,474,743.04
	HARRIS COUNTY FLOOD									
4200104927	<i>FC Central Disbursement</i> <i>(Funds Swept to Flood Control District Acct.)</i>			\$8,817,467.01	\$9,272,129.82		\$3,667,516.62	\$18,089,596.83		-\$3,667,516.62
4200000224	H.C. Flood Control District	\$2,000,253.09	\$27,853,924.95		\$20,301,023.23			\$17,782,393.17	\$25,335,309.18	\$2,000,238.80
429600224	H.C. Flood Control District (CM)	\$ 18,218,748.25						\$25,335,309.18	\$17,782,393.17	\$25,771,664.26
4200010280	HCFC Commercial Paper	\$2,062,679.35	\$253.49		\$10,761.16					\$2,052,171.68
4200050336	HCFC Tax Ref Bds Ser 04 Project Fund	\$297,681.37	\$46,770.75		\$39,132.40					\$305,319.72
4200000364	HCFC Imp Bonds Ser 2007 Project Fund	\$34,174.96	\$110,005.15		\$85,675.92					\$58,504.19
4200040378	HCFC Army Corps of Engineers Sims Bayou	\$25,375.78	\$3.13		\$0.00					\$25,378.91
4200050385	HCFC Clear Creek Escrow Account	\$503.30	\$0.06		\$0.00					\$503.36
4200090399	HCFC Tax Ref Bonds, Ser 2008A D/S	\$5,266.67	\$24,321,711.45		\$0.00					\$24,326,978.12
4200060434	HCFC Tax Ref Bonds, Ser 2008C Debt Service	\$295.06	\$4,774,117.75		\$0.00					\$4,774,412.81
4200010439	HCFC Debt Service Funds	\$79,045.02	\$1,979,115.80		\$0.00					\$2,058,160.62
4200080440	HCFC - Tax Ref Bonds Taxable Investment	\$958.02	\$2,840,070.15		\$0.00					\$2,841,028.17
4200060442	HCFC - District Contract Tax Ref Bd. 2014A - DS	\$1,031.60	\$1,456,036.03		\$0.00					\$1,457,067.63
4200030445	HCFC - District Contract Tax Ref Bd Ser 2015B - DS	\$833.40	\$702,017.41		\$0.00					\$702,850.81
4200014647	HCFC- District Contract Tax Ref Bd Ser 2017A-D/S	\$6,954.64	\$4,800,119.21		\$0.00					\$4,807,073.85
	Total Flood Control	\$22,733,800.51	\$68,884,145.13	\$8,817,467.01	\$29,708,722.53	\$0.00	\$3,667,516.62	\$61,207,299.18	\$43,117,702.35	\$67,513,836.31

DETAIL OF CHANGES IN COUNTY FUNDS UNAUDITED AND UNRECONCILED AS OF SEPTEMBER 2018

(PROOF OF CASH AT CADENCE BANK)

			+	-	-		-	+	-	
						Outstanding	Outstanding			
		Beginning	Deposits/Credits		ACH/Wire	Checks	Checks	MMF	MMF	Ending
<u>Account #</u>	<u>Account Name</u>	<u>Balances</u>		<u>Disbursements</u>	<u>Disbursements</u>	<u>Beginning</u>	<u>Ending</u>	<u>Purchases</u>	<u>Sales</u>	<u>Balance</u>
	Total Cadence Bank	\$642,109,652.31	\$662,096,335.01	\$66,251,257.85	\$830,865,525.27	\$0.00	\$42,280,452.84	\$985,137,056.18	\$741,600,397.87	\$393,988,579.35

MONTHLY ELECTRONIC ACTIVITY REPORT

SEPTEMBER 1-31, 2018

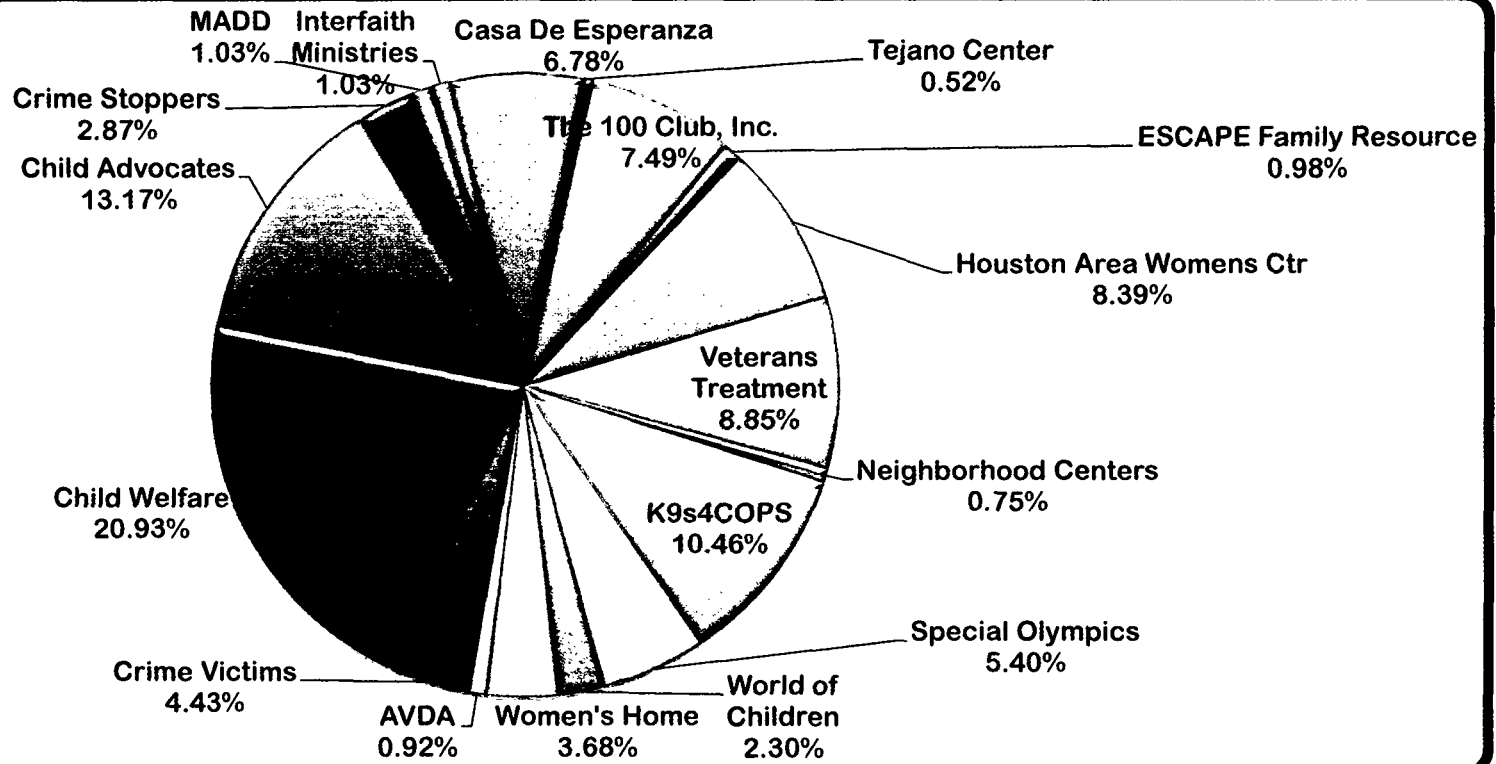
	EFT / COUNTY	AMOUNT	EFT PORT	AMOUNT	ACH PORT	AMOUNT	ACH COUNTY	AMOUNT	ACH TAX OFFICE	AMOUNT	EFTPS FLOOD CSCD COUNTY	AMOUNT	EFTPS/ PORT	AMOUNT
9/3/2018														
9/4/2018	1	\$154,023.29	1	\$8,333.00										
9/5/2018	4	\$26,423,991.41	1	\$596,348.13					3	\$306,665.92				
9/6/2018	11	\$18,533,490.49	4	\$97,278.87					100	\$4,771,968.38				
9/7/2018	2	\$262,887.97			4	\$ 706,242.34	4	\$2,401,943.53	124	\$645,125.23				
9/10/2018	3	\$508,817.16			3	\$ 234,663.47			100	\$1,903,489.03	1	\$9,551,322.63	2	\$502,209.99
9/11/2018	2	\$656,909.02	1	\$496,013.27										
9/12/2018	20	\$2,427,499.75							100	\$4,787,783.76				
9/13/2018	9	\$329,467.44	2	\$9,286,568.48	4	\$ 1,134,763.96			10	\$98,033.56				
9/14/2018	5	\$2,315,011.19			2	\$ 8,096.31	34	\$7,798,402.62						
9/17/2018	1	\$421,522.50	1	\$3,590,000.00	2	\$ 6,603.28	8	\$21,110,658.06	100	\$2,435,155.52			2	\$539,292.76
9/18/2018	1	\$180,000.00	1	\$500,000.00	2	\$ 257,963.09								
9/19/2018	5	\$30,468,361.34	2	\$574,666.42										
9/20/2018	12	\$6,187,292.50			4	\$ 723,324.00			100	\$1,960,767.60				
9/21/2018	3	\$179,862.09			2	\$ 540.37	3	\$2,145,835.03						
9/24/2018	4	\$314,152.95	3	\$1,354,000.00					87	\$1,621,409.40	2	\$9,627,422.70	2	\$470,911.91
9/25/2018	26	\$261,461,688.85	1	\$547,728.89	3	\$ 38,010.66								
9/26/2018	4	\$2,242,980.52	1	\$4,139,832.44					99	\$2,188,967.05				
9/27/2018	5	\$534,868.73			8	\$ 6,151,533.39	8	\$44,853.19						
9/28/2018					2	\$ 36,645.49					1	\$24.64	1	\$279.21

TOTAL 118 \$353,602,827.20 18 \$21,190,769.50 36 \$ 9,298,386.36 57 \$33,501,692.43 823 \$20,719,365.45 4 \$19,178,769.97 7 \$1,512,693.87

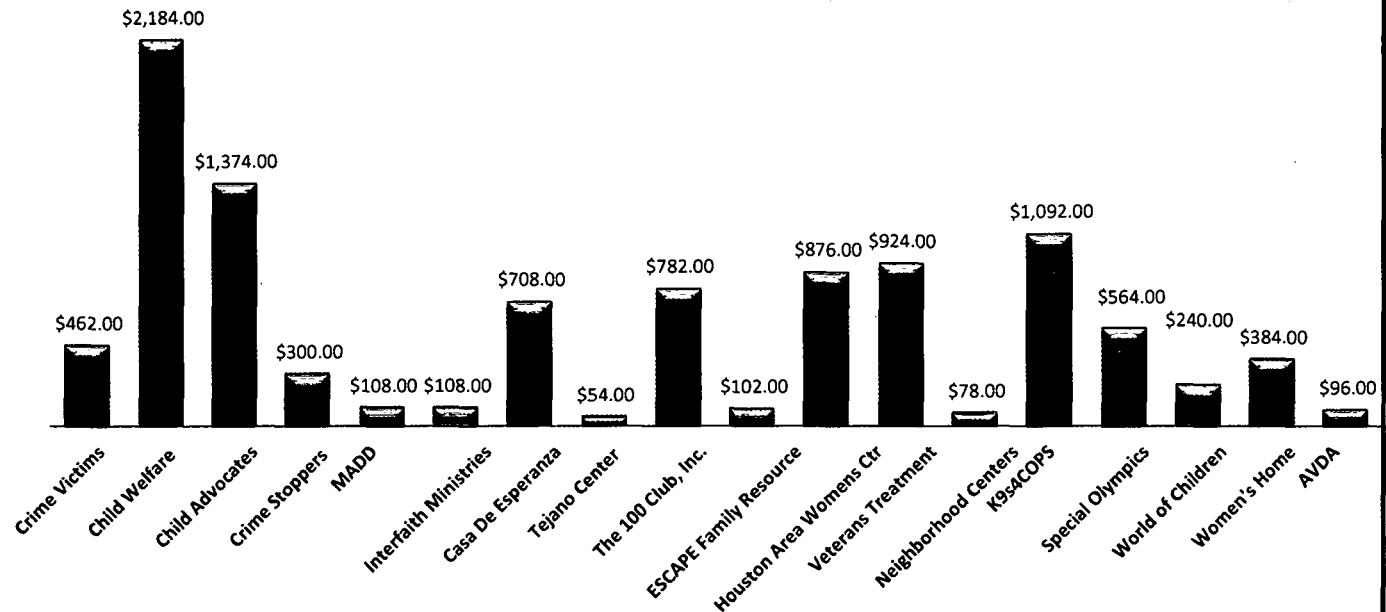
GRAND TOTAL	ITEMS	DOLLAR AMT.
	1083	\$459,004,504.78

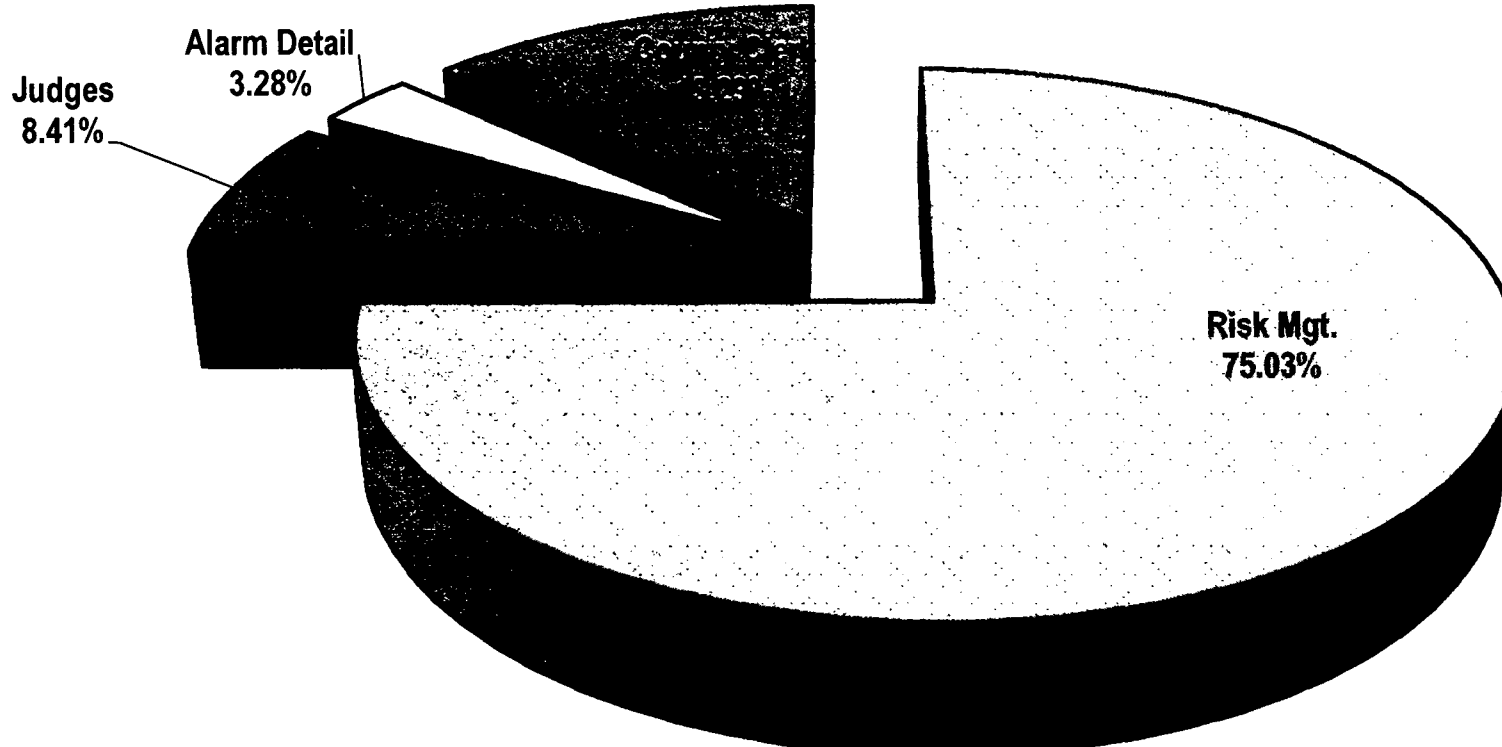
*** Bank and County Holiday
 * County Holiday
 ** Bank Holiday

**Juror Donations
September 2018**



Crime Victims	\$	462.00
Child Welfare	\$	2,184.00
Child Advocates	\$	1,374.00
Crime Stoppers	\$	300.00
MADD	\$	108.00
Interfaith Ministries	\$	108.00
Casa De Esperanza	\$	708.00
Tejano Center	\$	54.00
The 100 Club, Inc.	\$	782.00
ESCAPE Family Resource	\$	102.00
Houston Area Womens Ctr	\$	876.00
Veterans Treatment	\$	924.00
Neighborhood Centers	\$	78.00
K9s4COPS	\$	1,092.00
Special Olympics	\$	564.00
World of Children	\$	240.00
Women's Home	\$	384.00
AVDA	\$	96.00
Total	\$	10,436.00




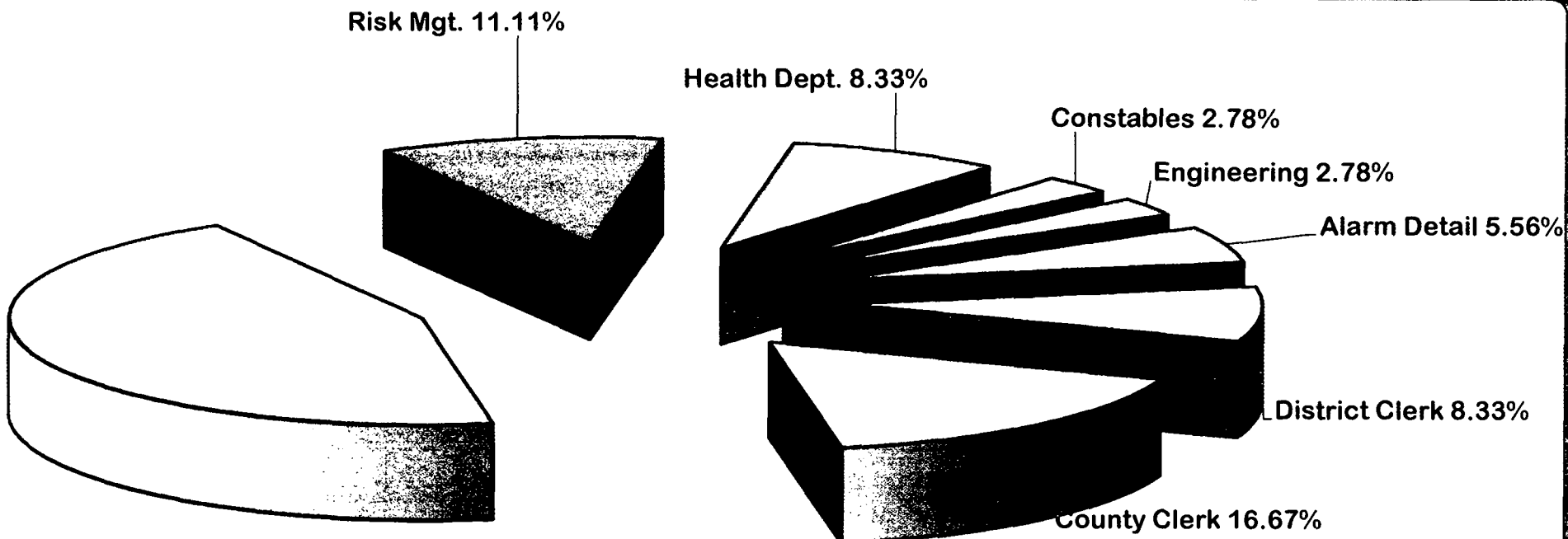


Collections for September 2018

Risk Mgt.	\$	1,374.14
Judges	\$	154.00
Alarm Detail	\$	60.00
County Clerk	\$	243.40
Total	\$	1,831.54

Collections from Return Items for September 2018

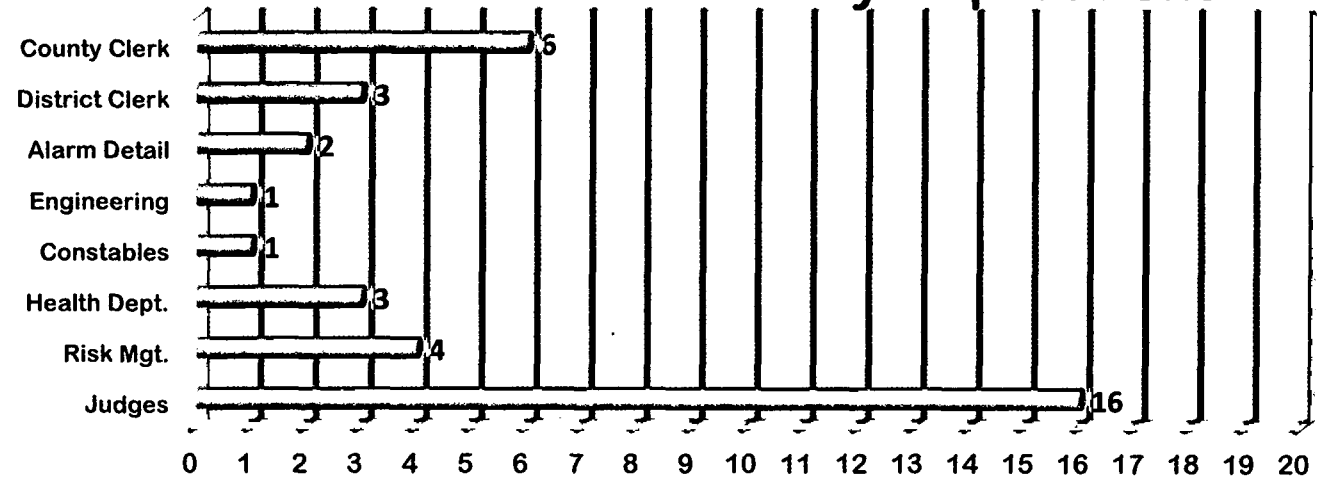




**PERCENTAGE OF RETURN ITEMS
SEPTEMBER 2018**

Judges	16
Risk Mgt.	4
Health Dept.	3
Constables	1
Engineering	1
Alarm Detail	2
District Clerk	3
County Clerk	6
TOTAL	36

Number of Returns Items by Department



The attached Fund Financial Statements and Schedule of Debt detail the debts due to and owed by the County. These schedules are excerpts from the Auditor's Monthly Financial Statements.

HARRIS COUNTY, TEXAS
STATEMENT OF NET POSITION
PROPRIETARY FUNDS
September 30, 2018

	Enterprise Funds			Internal Service Funds
	Toll Road	Nonmajor Enterprise Funds	Total	
ASSETS				
Current assets:				
Cash and cash equivalents	\$ 561,167,627	\$ 28,600,192	\$ 589,767,819	\$ 90,412,494
Investments	659,378,796	-	659,378,796	973,000
Receivables, net	42,755	666,911	709,666	4,336,433
Other receivables	111,636,102	-	111,636,102	4,255,771
Due from other funds	22,425	-	22,425	503,720
Prepays and other assets	182,476	-	182,476	900,000
Inventories	5,518,234	-	5,518,234	2,616,301
Restricted cash and cash equivalents	216,178,099	-	216,178,099	-
Restricted investments	136,893,842	-	136,893,842	-
Total current assets	<u>1,691,020,356</u>	<u>29,267,103</u>	<u>1,720,287,459</u>	<u>103,997,719</u>
Noncurrent assets:				
Notes receivable	45,488	-	45,488	-
Investments, held as collateral by others	6,855,000 *	-	6,855,000	-
Capital assets:				
Land and construction in progress	1,326,326,796	3,963,598	1,330,290,394	259,000
Intangible asset	191,448,750	-	191,448,750	-
Other capital assets, net of depreciation	1,182,298,711	13,835,447	1,196,134,158	26,370,646
Total noncurrent assets	<u>2,706,974,745</u>	<u>17,799,045</u>	<u>2,724,773,790</u>	<u>26,629,646</u>
Total assets	<u>4,397,995,101</u>	<u>47,066,148</u>	<u>4,445,061,249</u>	<u>130,627,365</u>
DEFERRED OUTFLOWS OF RESOURCES				
Deferred charge on refunding	68,717,778	-	68,717,778	-
Accumulated decrease in fair value of hedging derivatives	35,277,338	-	35,277,338	-
Total deferred outflows of resources	<u>103,995,116</u>	<u>-</u>	<u>103,995,116</u>	<u>-</u>
LIABILITIES				
Current liabilities:				
Vouchers payable	38,627,809	-	38,627,809	237,474
Retainage payable	25,585,987	-	25,585,987	-
Customer deposits and other	160,880	-	160,880	-
Due to other funds	679,422	33,593	713,015	-
Estimated outstanding claims	-	-	-	13,567,474
Incurred but not reported claims	-	-	-	45,390,037
Due to other units	103,861	-	103,861	-
Unearned revenue	77,768,532	2,793,287	80,561,819	165,382
Current portion of long-term liabilities	11,354,723	-	11,354,723	-
Total current liabilities	<u>154,281,214</u>	<u>2,826,880</u>	<u>157,108,094</u>	<u>59,360,367</u>
Noncurrent liabilities:				
Noncurrent portion of long-term liabilities	2,374,228,424	-	2,374,228,424	-
Commercial Paper Payable	73,115,000	-	73,115,000	-
Total noncurrent liabilities	<u>2,447,343,424</u>	<u>-</u>	<u>2,447,343,424</u>	<u>-</u>
Total liabilities	<u>2,601,624,638</u>	<u>2,826,880</u>	<u>2,604,451,518</u>	<u>59,360,367</u>
DEFERRED INFLOWS OF RESOURCES				
Accumulated decrease in fair value of hedging derivatives	37,160,645	-	37,160,645	-
Total deferred inflows of resources	<u>37,160,645</u>	<u>-</u>	<u>37,160,645</u>	<u>-</u>
NET POSITION				
Net investment in capital assets	318,044,893	17,799,045	335,843,938	26,629,646
Restricted for:				
Capital projects	5,518,234	-	5,518,234	-
Debt service	341,717,218	-	341,717,218	-
Toll road	1,197,924,589	-	1,197,924,589	-
Unrestricted	-	26,440,223	26,440,223	44,637,352
Total net position	<u>\$ 1,863,204,934</u>	<u>\$ 44,239,268</u>	<u>\$ 1,907,444,202</u>	<u>\$ 71,266,998</u>

* The County has pledged \$3.0M to Citibank and \$3.9M to JP Morgan from two FNMA notes with a combined par value of \$45.0M, under the terms of the swap agreements related to the Toll Road Authority 2012A&B bonds and a portion of the Senior Lien Revenue Refunding 2007B bonds. (see page 41 for additional details).

**HARRIS COUNTY, TEXAS
BALANCE SHEET
GOVERNMENTAL FUNDS
SEPTEMBER 30, 2018**

	General Fund	Public Contingency Fund	Mobility Fund	General Debt Service Funds	Total General Fund Group	Nonmajor Governmental Funds	Total Governmental Funds
ASSETS							
Cash and investments:							
Cash and cash equivalents	\$ 476,247,456	\$ 26,856,948	\$ 326,589,407	\$ -	\$ 829,693,811	\$ 480,154,824	\$ 1,309,848,635
Investments	-	38,326,315	-	-	38,326,315	63,713,307	102,039,622
Receivables:							
Taxes, net	5,365,135	-	-	-	5,365,135	438,046	5,803,181
Accounts	7,287,206	-	246	-	7,287,452	25,927,274	33,214,726
Capital leases	210,300	-	-	-	210,300	-	210,300
Other	5,378,982	-	-	-	5,378,982	14,857,460	20,236,442
Due from other funds	141,284	524,713	-	-	665,997	914,662	1,580,659
Prepays and other assets	5,000	-	-	-	5,000	-	5,000
Inventory	2,328,103	-	-	-	2,328,103	-	2,328,103
Restricted cash and cash equivalents	-	-	-	114,852,827	114,852,827	114,045,181	228,898,008
Restricted investments	-	-	-	101,125	101,125	-	101,125
Advances to other funds	140,000	-	-	-	140,000	557,500	697,500
Notes receivable	783,191	-	-	-	783,191	149,948	933,139
Total assets	\$ 497,886,657	\$ 65,707,976	\$ 326,589,653	\$ 114,953,952	\$ 1,005,138,238	\$ 700,758,202	\$ 1,705,896,440
LIABILITIES							
Vouchers payable	\$ 14,451,161	\$ 702,640	\$ 1,175,276	\$ 196,878	\$ 16,525,955	\$ 2,003,358	\$ 18,529,313
Retainage payable	460,372	-	4,305,426	-	4,765,798	12,337,986	17,103,784
Due to other funds	771,227	799	-	-	772,026	1,328,499	2,100,525
Due to other units	-	-	-	-	-	13,136	13,136
Customer deposits	100,116	-	-	-	100,116	-	100,116
Advances from other funds	-	-	-	-	-	697,500	697,500
Bonds Payable	104	-	-	-	104	-	104
Capital Leases	130,365	-	-	-	130,365	-	130,365
Unearned revenue	209,808	-	-	-	209,808	18,662,807	18,872,615
Total liabilities	16,123,153	703,439	5,480,702	196,878	22,504,172	35,043,286	57,547,458
DEFERRED INFLOWS OF RESOURCES							
Unavailable revenues - property taxes	5,365,135	-	-	-	5,365,135	438,045	5,803,180
Unavailable revenues - other	5,332,858	-	-	-	5,332,858	-	5,332,858
Total deferred inflows of resources	10,697,993	-	-	-	10,697,993	438,045	11,136,038
FUND BALANCES							
Nonspendable	2,468,103	-	-	-	2,468,103	557,500	3,025,603
Restricted	1,615,449	-	321,108,951	114,757,074	437,481,474	538,537,807	976,019,281
Committed	-	-	-	-	-	100,846,748	100,846,748
Assigned	109,048,548	-	-	-	109,048,548	-	109,048,548
Unassigned	357,933,411	65,004,537	-	-	422,937,948	25,334,816	448,272,764
Total fund balances	471,065,511	65,004,537	321,108,951	114,757,074	971,936,073	665,276,871	1,637,212,944
Total liabilities, deferred inflows of resources, and fund balances	\$ 497,886,657	\$ 65,707,976	\$ 326,589,653	\$ 114,953,952	\$ 1,005,138,238	\$ 700,758,202	\$ 1,705,896,440

*** Government funds are stated on a "current financial resources" measurement focus.

HARRIS COUNTY, TEXAS
SCHEDULE OF DEBT - COMMERCIAL PAPER AND BONDED DEBT - ALL FUNDS
September 30, 2018

	Stated Rate	Outstanding Balances
Toll Road Debt:		
Toll Road Bonds	2.000 - 5.000	\$ 2,140,195,000
Unamortized Premium (Discount) Net		234,033,424
Accrued Interest		11,354,723
Commercial Paper Payable - Series E-1		54,165,000
Commercial Paper Payable - Series E-2		18,950,000
Total Toll Road Bonds Payable and Commercial Paper		2,458,698,147
Flood Control Debt:		
Flood Control Bonds	0.250 - 5.250	553,820,000
Unamortized Premiums		52,096,392
Commercial Paper Payable - Series H		100,000
Total Flood Control Bonds Payable and Commercial Paper		606,016,392
Other Bonds Payable:		
Road Bonds	1.500 - 5.250	746,670,000
Permanent Improvement	0.350 - 5.750	783,385,000
General Obligation, Revenue Refunding 2002	5.000 - 5.860	23,068,031
Tax & Subordinate Lien, Revenue Refunding Bonds	3.000 - 5.250	176,305,000
Unamortized Premiums - Road		82,783,146
Unamortized Premiums - Permanent Improvement		68,883,909
Unamortized Premiums - General Obligation		20,170,979
Accrued Interest on Capital Appreciation Bonds - General Obligation		35,029,045
Total Other Bonds Payable		1,936,295,110
Other Commercial Paper Payable:		
Commercial Paper Payable - Series A-1		13,991,000
Commercial Paper Payable - Series B		5,945,000
Commercial Paper Payable - Series C		32,225,000
Commercial Paper Payable - Series D		38,916,000
Total Other Commercial Paper Payable		91,077,000
Total Bonds Payable and Commercial Paper		5,092,086,649
Other Long-Term Liabilities:		
Loan Payable		28,096,399
OPEB Obligation		701,972,938
Net Pension Liability		306,046,823
Pollution Remediation Obligation		3,509,400
Total Other Long-Term Liabilities		1,039,625,560
Total Debt		\$ 6,131,712,209

