

1001 Preston, Suite 652  
Houston, Texas 77002-1816



(713) 755-5120  
Fax: (713) 755-8842  
treasurer.info@itc.hctx.net

**ORLANDO SANCHEZ**  
HARRIS COUNTY TREASURER

December 4, 2018

County Judge Emmett,  
Commissioners Ellis, Morman,  
Radack, and Cagle

Vote of the Court:

	Yes	No	Abstain
Judge Emmett	<input checked="" type="checkbox"/>	<input type="checkbox"/>	<input type="checkbox"/>
Comm. Ellis	<input checked="" type="checkbox"/>	<input type="checkbox"/>	<input type="checkbox"/>
Comm. Morman	<input checked="" type="checkbox"/>	<input type="checkbox"/>	<input type="checkbox"/>
Comm. Radack	<input checked="" type="checkbox"/>	<input type="checkbox"/>	<input type="checkbox"/>
Comm. Cagle	<input checked="" type="checkbox"/>	<input type="checkbox"/>	<input type="checkbox"/>

Honorable Members of the Court:

Transmittal of the County Treasurer's Report to Commissioners Court of monies received and disbursed for the month ending October, 2018 as required by the Local Government Code 114.026.

In accordance with State Law, the books, and accounts of the County Treasurer are available to the Commissioners Court for inspection and examination, as desired. This Report is also filed with the County Auditor.

Sincerely,

Orlando Sanchez  
Harris County Treasurer

HARRIS COUNTY  
BUDGET MANAGEMENT  
DEPARTMENT  
18 NOV 26 AM 9:41

Presented to Commissioners Court

DEC 04 2018  
APPROVE CLM  
Recorded Vol \_\_\_\_\_ Page \_\_\_\_\_



***HARRIS COUNTY***

***Treasurer's Office***

***MONTHLY REPORT***

***OCTOBER 2018***

Monthly Report  
Of The  
Harris County Treasurer  
For the Month Ended  
October, 2018



**Orlando Sanchez**  
**County Treasurer**

## TABLE OF CONTENTS

12/04/2018

Detail of Changes in County Funds – Cadence Bank	1-6
Monthly Electronic Transfer Report	7
Juror Donations	8
Collected Return Items	9
Percentage of Return Items	10
Debts Due To and Owed by the County	11-14



**DETAIL OF CHANGES IN COUNTY FUNDS UNAUDITED AND UNRECONCILED AS OF OCTOBER 2018**

**(PROOF OF CASH AT CADENCE BANK)**

			+	-	-		-	+	-	
		Beginning	Deposits/Credits		ACH/Wire	Outstanding	Outstanding			Ending
<u>Account #</u>	<u>Account Name</u>	<u>Balances</u>		<u>Disbursements</u>	<u>Disbursements</u>	<u>Checks</u>	<u>Checks</u>	<u>MMF</u>	<u>MMF</u>	<u>Ending</u>
						<u>Beginning</u>	<u>Ending</u>	<u>Purchases</u>	<u>Sales</u>	<u>Balance</u>
4200025395	Care for Elders Program	\$15,768.96	\$3.35		\$0.00					\$15,772.31
4200068015	HC Gen Oblig Comm Paper	\$2,638,869.55	\$115,797.97		\$555,040.13					\$2,199,627.39
4200068031	HC Unlimited Rd \$Ref Ser 2006B-Project Fund	\$47,120.74	\$225,009.01		\$237,859.08					\$34,270.67
4200058032	HC Tx Holdernieth Rd Pipeline Relocation Cost Share	\$243.63	\$0.05		\$0.00					\$243.68
4200068064	HC Worker's Comp	\$500,061.60	\$1,769,644.46		\$16,702,092.40			\$16,381,219.76	\$1,448,727.74	\$500,105.68
429668064	HC Worker's Comp- CM	\$24,375,807.15						\$1,448,727.74	\$16,381,219.76	\$9,443,315.13
4200048082	HC Public Improvement Contingecy	\$9,317,343.87	\$6,572,762.95		\$5,727,285.51			\$2,458.23	\$2,458.23	\$10,162,821.31
429648082	HC Public Improvement Contingecy (CM)	\$0.00						\$2,458.23	\$2,458.23	\$0.00
4200058099	HC Metro Street Improvement	\$250,030.82	\$1,693,503.08		\$147,870.15			\$0.00	\$1,545,610.67	\$250,053.08
429658099	HC Metro Street Improvement (CM)	\$631,827.54						\$1,545,610.67	\$0.00	\$2,177,438.21
4200048330	HC VISA/Mastercard Pilot Program	\$0.00	\$7,735,998.76		\$7,735,998.76					\$0.00
4200078402	HC Attorney SPU Fund State	\$207,018.81	\$92.96		\$8,309.28			\$0.00	\$0.00	\$198,802.49
429678402	HC Attorney SPU Fund State (CM)	\$0.00						\$0.00	\$0.00	\$0.00
4200048405	HC Attorney SPU Fund	\$313,126.71	\$192,449.59		\$160.00					\$505,416.30
4200028407	District Attorney Federal Forfeited	\$77,433.80	\$16.44		\$0.00					\$77,450.24
4200038414	District Attorney Federal Forfeited US Justice	\$593,168.48	\$125.95		\$0.00					\$593,294.43
4200048421	District Attorney State Forfeited	\$500,058.37	\$137,011.65		\$712,894.12			\$723,429.98	\$147,500.64	\$500,105.24
429648421	District Attorney State Forfeited (CM)	\$7,151,039.51						\$147,500.64	\$723,429.98	\$6,575,110.17
4200078428	District Attorney Hot Checks Fees	\$250,030.82	\$2,340.52		\$18,129.14			\$18,769.08	\$2,958.20	\$250,053.08
429678428	District Attorney Hot Checks Fees(CM)	\$644,837.75						\$2,958.20	\$18,769.08	\$629,026.87
4200088435	District Attorney Gambling Proceeds	\$250,030.75	\$7,848.04		-\$2,332.13			\$0.00	\$10,157.89	\$250,053.03
429688435	District Attorney Gambling Proceeds (CM)	\$1,526,775.98						\$10,157.89	\$0.00	\$1,536,933.87

**DETAIL OF CHANGES IN COUNTY FUNDS UNAUDITED AND UNRECONCILED AS OF OCTOBER 2018**

**(PROOF OF CASH AT CADENCE BANK)**

			+	-	-		-	+	-	
		Beginning	Deposits/Credits		ACH/Wire	Outstanding	Outstanding			Ending
Account #	Account Name	Balances		Disbursements	Disbursements	Checks	Checks	MMF	MMF	Balance
						Beginning	Ending	Purchases	Sales	
4200098442	Constables Federal Forfeited	\$65,497.38	\$13.91		\$0.00					\$65,511.29
4200088443	Constable (Pct 2) Fed Forfeited Assts US Treas	\$10.85	\$0.00		\$0.00					\$10.85
4200078444	Constable (Pct 4) Fed Forfeited Assts US Treas	\$4,732.76	\$1.00		\$0.00					\$4,733.76
4200068445	Constable (Pct 5) Fed Forfeited Assts Us Treas	\$981.94	\$0.21		\$0.00					\$982.15
4200058446	Constable (Pct. 1) State Forfeited Assets - CH 18	\$622,968.85	\$123.29		\$70,252.87					\$552,839.27
4200048447	Constable (Pct. 3) State Forfeited Assets - CH 18	\$69,643.93	\$14.79		\$0.00					\$69,658.72
4200038448	Constable (Pct. 5) State Forfeited Asstes - Chpt 18	\$74,179.19	\$15.75		\$0.00					\$74,194.94
4200028449	Constables (Pct 1) Forfeited US Justice	\$86,499.44	\$18.37		\$0.00					\$86,517.81
4200088450	Constable (Pct 2) Fed Forfeited Assets US Justice	\$62.50	\$0.01		\$0.00					\$62.51
4200078451	Constable (Pct 4) Forfeited US Justice	\$63,572.52	\$13.50		\$0.00					\$63,586.02
4200068452	Constable (Pct. 5) Fed Forfeited Assets US Justice	\$680.73	\$0.14		\$0.00					\$680.87
4200048454	Constable (Pct. 3) Fed Forfeited Assts US Justice	\$9,211.56	\$1.42		\$3,900.00					\$5,312.98
4200038455	Constable (Pct. 2) State Forfeited Assets Chp 18	\$23,907.35	\$5.08		\$0.00					\$23,912.43
4200028456	Constables State (Pct.1) State Forfeited Chp. 59	\$212,102.84	\$5,998.44		\$1,060.20					\$217,041.08
4200018457	Constable (Pct. 4) State Forfeited Assets - CH 18	\$604,958.52	\$6,588.70		\$0.00					\$611,547.22
4200008458	Constable (Pct. 6) State Forfeited Asst - CH 18	\$8,263.80	\$1.75		\$0.00					\$8,265.55
4200048462	Constable (Pct. 2) State Forfeited Asst Ch 59	\$49,658.19	\$1,868.28		\$0.00					\$51,526.47
4200038463	Commissioners Court State Forfeited Ch. 59	\$750,092.31	\$12,479.14		-\$2,695.91				\$15,108.20	\$750,159.16
429638463	Commissioners Court State Forfeited Ch. 59 (CM)	\$1,770,906.45						\$15,108.20		\$1,786,014.65
4200028464	Constable (Pct. 3) State Forfeited Asst Ch. 59	\$20,473.99	\$8,913.23		\$0.00					\$29,387.22

**DETAIL OF CHANGES IN COUNTY FUNDS UNAUDITED AND UNRECONCILED AS OF OCTOBER 2018**

**(PROOF OF CASH AT CADENCE BANK)**

			+	-	-			+	-	
		Beginning	Deposits/Credits		ACH/Wire	Outstanding	Outstanding			Ending
Account #	Account Name	Balances		Disbursements	Disbursements	Checks	Checks	MMF	MMF	Balance
						Beginning	Ending	Purchases	Sales	
4200018465	Constable (Pct. 4) State Forfeited Asst. Ch. 59	\$294,833.56	\$7,571.38		\$3,715.50					\$298,689.44
4200008466	Constable (Pct. 5) State Forfeited Asst. Ch. 59	\$100,973.26	\$4,516.31		\$3,807.23					\$101,682.34
4200098467	Constable (Pct. 6) State Forfeited Asst. Ch. 59	\$18,779.32	\$2,798.47		\$0.00					\$21,577.79
4200088468	Constable (Pct. 8) State Forfeited Asst. Ch. 59	\$18,147.06	\$3.85		\$0.00					\$18,150.91
4200078469	Constable (Pct. 8) State Forfeited Asst. Ch. 59	\$16,091.46	\$3.39		\$249.96					\$15,844.89
4200048470	Sheriff Federal Forfeited	\$393,303.13	\$4,132.04		\$15,631.83					\$381,803.34
4200078477	Sheriff Forfeited US Justice	\$1,690,612.13	\$351.47		\$49,016.75					\$1,641,946.85
4200088484	Sheriff State Forfeited	\$500,060.88	\$65,086.87		\$119,690.42			\$124,119.80	\$69,471.41	\$500,105.72
429688484	Sheriff State Forfeited (CM)	\$3,076,208.45						\$69,471.41	\$124,119.80	\$3,021,560.06
4200078485	Sheriff State Forfeited Assets - CH 18	\$250,030.75	\$8,122.50		\$207,560.15			\$210,416.85	\$10,956.92	\$250,053.03
429678485	Sheriff State Forfeited Assets - CH 18 (CM)	\$1,881,102.46						\$10,956.92	\$210,416.85	\$1,681,642.53
4200008490	Sheriff Fed Forfeited Assets	\$250,030.73	\$35,884.28		-\$518.29				\$36,380.22	\$250,053.08
429608490	Sheriff Fed Forfeited Assets (CM)	\$351,526.36						\$36,380.22		\$387,906.58
4200038505	HC Treasurers Escheatment	\$903,483.92	\$50,296.06		\$0.00					\$953,779.98
4200008508	HC Public Health and Enviromental Services	\$4,395.74	\$0.75		\$4,395.20					\$1.29
4200078691	HC Tx & Sub Lien Rev Ref Bds Ser 2009C D/S	\$523,903.18	\$10,669.30		\$0.00					\$534,572.48
4200038695	HC Toll Sr Lien Rev Bds Ser 2009C Construct	\$2,486,491.33	\$214.34		\$1,991,245.00					\$495,460.67
4200018721	HC Dist Atty Hot Checks Fees	\$300,200.01	\$63.74		\$0.00					\$300,263.75
4200028738	HC Fee Officer Cash Bond	\$3,566,005.10	\$360,297.00		\$246,825.79					\$3,679,476.31
4200048777	HC Obligation & Rev Series 2002 D/S	\$10,003,634.26	\$2,124.06		\$0.00					\$10,005,758.32





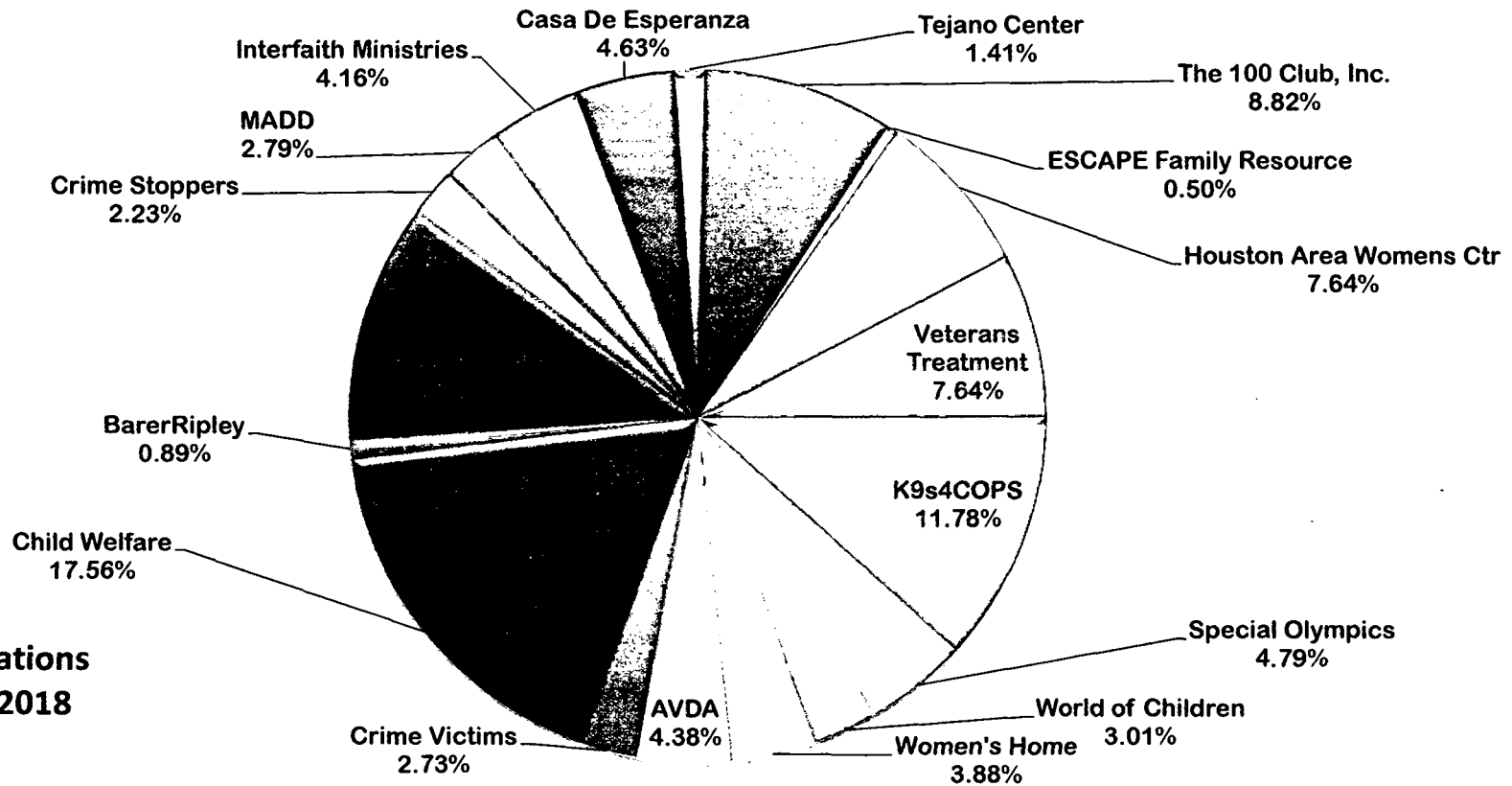


**DETAIL OF CHANGES IN COUNTY FUNDS UNAUDITED AND UNRECONCILED AS OF OCTOBER 2018**

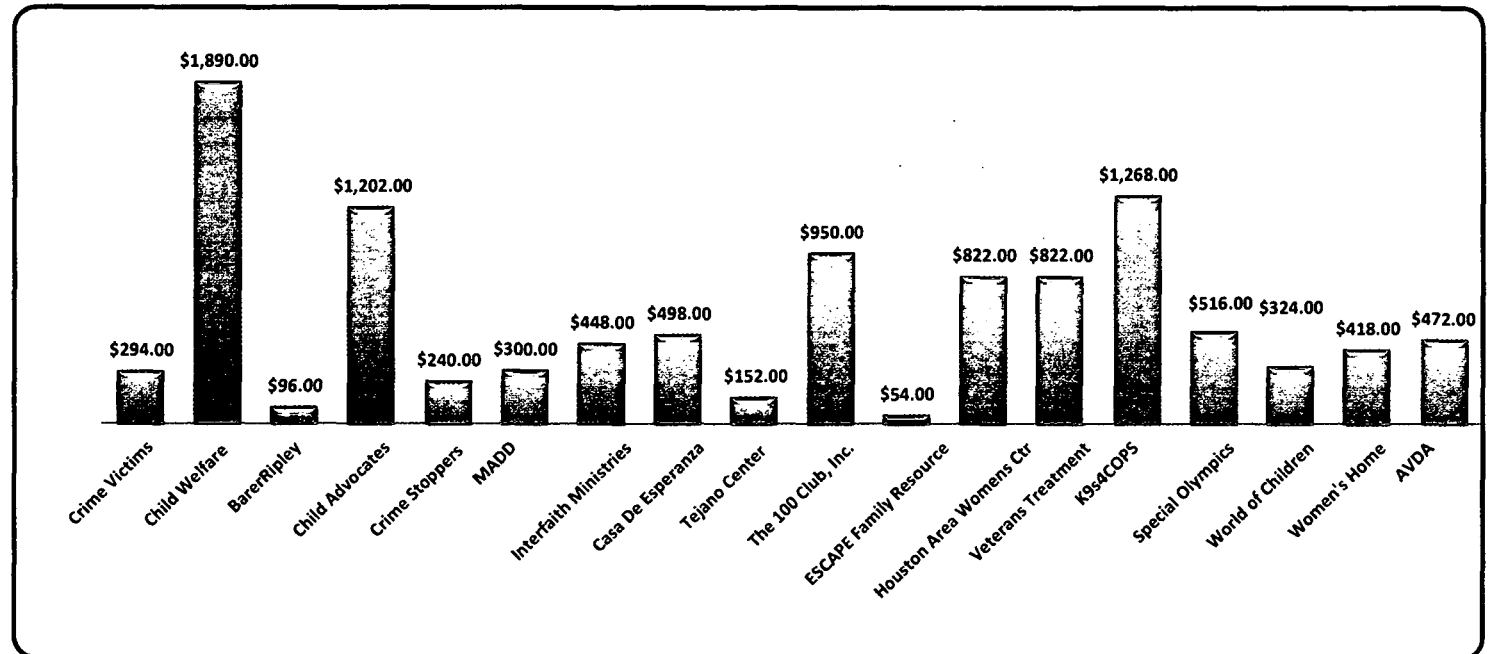
**(PROOF OF CASH AT CADENCE BANK)**

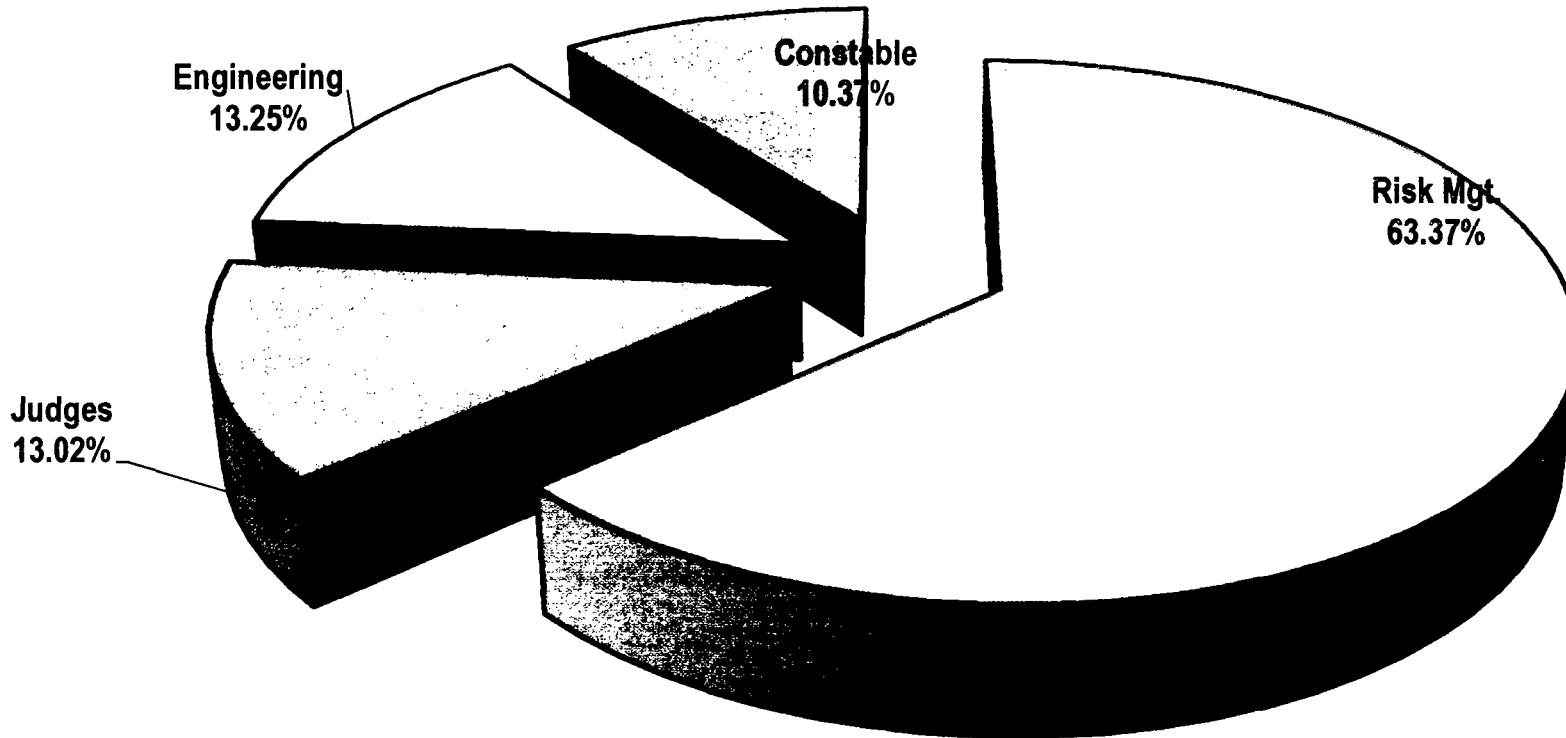
			+	-	-		-	+	-	
		Beginning	Deposits/Credits		ACH/Wire	Outstanding	Outstanding			Ending
<u>Account #</u>	<u>Account Name</u>	<u>Balances</u>		<u>Disbursements</u>	<u>Disbursements</u>	<u>Checks</u>	<u>Checks</u>	<u>MMF</u>	<u>MMF</u>	<u>Balance</u>
						<u>Beginning</u>	<u>Ending</u>	<u>Purchases</u>	<u>Sales</u>	
	<b>Total Harris County</b>	\$579,444,509.58	\$519,583,860.94	\$383,879,764.20	\$644,602,082.73	\$0.00	\$17,224,738.51	\$954,318,042.11	\$709,690,549.34	\$171,035,820.54
	<b>HARRIS COUNTY FLOOD</b>									
4200104927	<b>FC Central Disbursement</b>	\$								
	<b>(Funds Swept to Flood Control District Acct.)</b>	\$0.00		\$8,748,182.73	\$10,286,408.22		\$5,799,685.67	\$19,034,590.95		-\$5,799,685.67
4200000224	H.C. Flood Control District	\$2,000,238.80	\$55,845,685.83		\$61,065,092.42			\$50,463,114.99	\$45,243,523.89	\$2,000,423.31
429600224	H.C. Flood Control District (CM)	\$ 25,771,664.26						\$45,243,523.89	\$50,463,114.99	\$20,552,073.16
4200010280	HCFC Commercial Paper	\$2,052,171.68	\$416.70		\$101,431.08					\$1,951,157.30
4200050336	HCFC Tax Ref Bds Ser 04 Project Fund	\$305,319.72	\$1,000,071.47		\$1,435.55					\$1,303,955.64
4200000364	HCFC Imp Bonds Ser 2007 Project Fund	\$58,504.19	\$160,011.37		\$37,424.25					\$181,091.31
4200040378	HCFC Army Corps of Engineers Sims Bayou	\$25,378.91	\$5.39		\$0.00					\$25,384.30
4200050385	HCFC Clear Creek Escrow Account	\$503.36	\$0.11		\$0.00					\$503.47
4200090399	HCFC Tax Ref Bonds, Ser 2008A D/S	\$24,326,978.12	\$1,436.45		\$24,323,700.00					\$4,714.57
4200060434	HCFC Tax Ref Bonds, Ser 2008C Debt Service	\$4,774,412.81	\$0.24		\$4,773,284.38					\$1,128.67
4200010439	HCFC Debt Service Funds	\$2,058,160.62	\$14,956.60		\$1,960,025.00					\$113,092.22
4200080440	HCFC - Tax Ref Bonds Taxable Investment	\$2,841,028.17	\$0.56		\$2,838,381.03					\$2,647.70
4200060442	HCFC - District Contract Tax Ref Bd. 2014A - DS	\$1,457,067.63	\$0.31		\$1,455,625.00					\$1,442.94
4200030445	HCFC - District Contract Tax Ref Bd Ser 2015B - DS	\$702,850.81	\$0.38		\$701,075.00					\$1,776.19
4200014647	HCFC- District Contract Tax Ref Bd Ser 2017A-D/S	\$4,807,073.85	\$0.22		\$4,806,025.00					\$1,049.07
4200014605	HCFC District Limited Tax Comm Paper Note Series H	\$100,001.64	\$131,020.30		\$120,481.30					\$110,540.64
	<b>Total Flood Control</b>	\$71,281,354.57	\$57,153,605.93	\$8,748,182.73	\$112,470,300.23	\$0.00	\$5,799,685.67	\$114,741,229.83	\$96,706,638.88	\$20,151,294.82
	<b>Total Cadence Bank</b>	\$650,725,864.15	\$576,737,466.87	\$392,627,946.93	\$757,072,470.96	\$0.00	\$23,024,424.18	\$1,069,059,271.94	\$805,397,188.22	\$191,487,115.36

**Juror Donations  
October 2018**



Crime Victims	\$ 294.00
Child Welfare	\$ 1,890.00
BarerRipley	\$ 96.00
Child Advocates	\$ 1,202.00
Crime Stoppers	\$ 240.00
MADD	\$ 300.00
Interfaith Ministries	\$ 448.00
Casa De Esperanza	\$ 498.00
Tejano Center	\$ 152.00
The 100 Club, Inc.	\$ 950.00
ESCAPE Family Resource	\$ 54.00
Houston Area Womens Ctr	\$ 822.00
Veterans Treatment	\$ 822.00
K9s4COPS	\$ 1,268.00
Special Olympics	\$ 516.00
World of Children	\$ 324.00
Women's Home	\$ 418.00
AVDA	\$ 472.00
<b>Total</b>	<b>\$ 10,766.00</b>




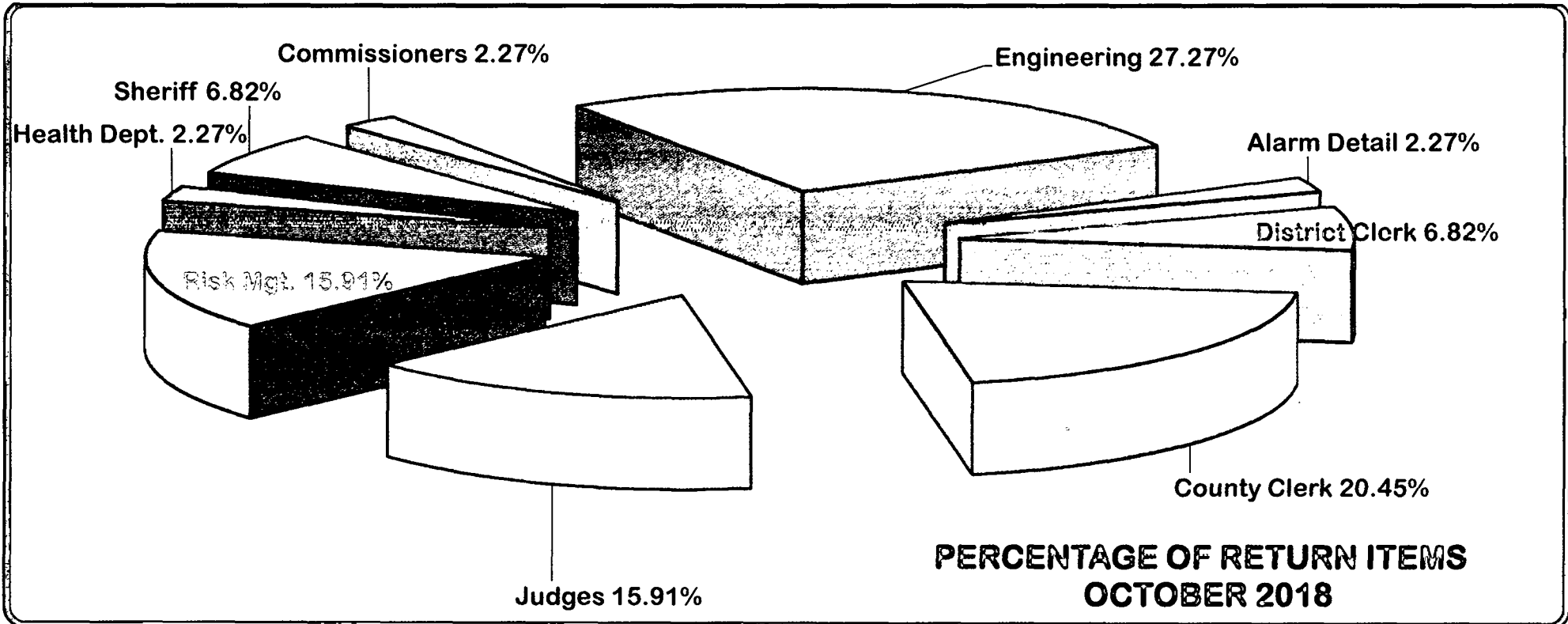


**Collections for October 2018**

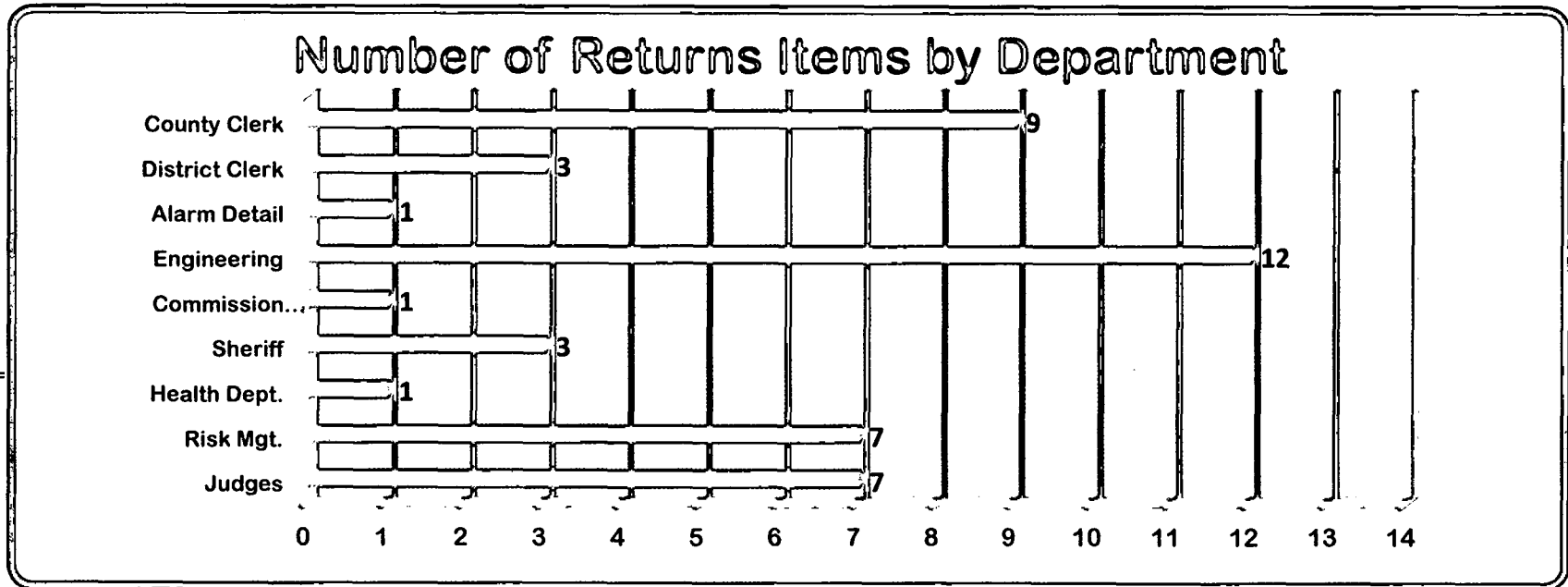
Risk Mgt.	\$	1,100.08
Judges	\$	226.00
Engineering	\$	230.00
Constable	\$	180.00
<b>Total</b>	<b>\$</b>	<b>1,736.08</b>

**Collections from Return Items for October 2018**





Judges	7
Risk Mgt.	7
Health Dept.	1
Sheriff	3
Commissioners	1
Engineering	12
Alarm Detail	1
District Clerk	3
County Clerk	9
<b>TOTAL</b>	<b>44</b>



The attached Fund Financial Statements and Schedule of Debt detail the debts due to and owed by the County. These schedules are excerpts from the Auditor's Monthly Financial Statements.

**HARRIS COUNTY, TEXAS  
BALANCE SHEET  
GOVERNMENTAL FUNDS  
OCTOBER 31, 2018**

	General Fund	Public Contingency Fund	Mobility Fund	General Debt Service Funds	Total General Fund Group	Nonmajor Governmental Funds	Total Governmental Funds
<b>ASSETS</b>							
Cash and investments:							
Cash and cash equivalents	\$ 319,673,294	\$ 29,648,084	\$ 315,323,975	\$ -	\$ 664,645,353	\$ 454,232,072	\$ 1,118,877,425
Investments	-	32,329,555	-	-	32,329,555	60,878,626	93,208,181
Receivables:							
Taxes, net	4,731,472	-	-	-	4,731,472	361,612	5,093,084
Accounts	8,062,961	-	246	-	8,063,207	39,865,799	47,929,006
Capital leases	210,300	-	-	-	210,300	-	210,300
Other	5,332,858	-	-	-	5,332,858	15,125,185	20,458,043
Due from other funds	110,005	552,687	-	-	662,692	412,530	1,075,222
Prepays and other assets	5,000	-	-	-	5,000	-	5,000
Inventory	2,328,103	-	-	-	2,328,103	-	2,328,103
Restricted cash and cash equivalents	-	-	-	27,221,012	27,221,012	4,225,051	31,446,063
Restricted investments	-	-	-	101,123	101,123	-	101,123
Advances to other funds	140,000	-	-	-	140,000	250,000	390,000
Notes receivable	759,302	-	-	-	759,302	149,014	908,316
Total assets	<u>\$ 341,353,295</u>	<u>\$ 62,530,326</u>	<u>\$ 315,324,221</u>	<u>\$ 27,322,135</u>	<u>\$ 746,529,977</u>	<u>\$ 575,499,889</u>	<u>\$ 1,322,029,866</u>
<b>LIABILITIES</b>							
Vouchers payable	\$ 17,752,488	\$ 62,204	\$ 427,890	\$ -	\$ 18,242,582	\$ 9,567,864	\$ 27,810,446
Retainage payable	465,578	-	4,525,223	-	4,990,801	15,960,055	20,950,856
Due to other funds	679,528	1,070	-	-	680,598	1,004,387	1,684,985
Due to other units	-	-	-	-	-	13,135	13,135
Customer deposits	100,116	-	-	-	100,116	-	100,116
Advances from other funds	-	-	-	-	-	327,500	327,500
Bonds Payable	104	-	-	-	104	-	104
Capital Leases	130,365	-	-	-	130,365	-	130,365
Unearned revenue	209,809	-	-	-	209,809	15,799,596	16,009,405
Total liabilities	<u>19,337,988</u>	<u>63,274</u>	<u>4,953,113</u>	<u>-</u>	<u>24,354,375</u>	<u>42,672,537</u>	<u>67,026,912</u>
<b>DEFERRED INFLOWS OF RESOURCES</b>							
Unavailable revenues - property taxes	4,731,472	-	-	-	4,731,472	361,612	5,093,084
Unavailable revenues - other	5,332,858	-	-	-	5,332,858	-	5,332,858
Total deferred inflows of resources	<u>10,064,330</u>	<u>-</u>	<u>-</u>	<u>-</u>	<u>10,064,330</u>	<u>361,612</u>	<u>10,425,942</u>
<b>FUND BALANCES</b>							
Nonspendable	2,468,103	-	-	-	2,468,103	557,500	3,025,603
Restricted	1,615,449	-	310,371,108	27,322,135	339,308,692	405,001,190	744,309,882
Committed	-	-	-	-	-	98,334,712	98,334,712
Assigned	119,737,804	-	-	-	119,737,804	-	119,737,804
Unassigned	188,129,621	62,467,052	-	-	250,596,673	28,572,338	279,169,011
Total fund balances	<u>311,950,977</u>	<u>62,467,052</u>	<u>310,371,108</u>	<u>27,322,135</u>	<u>712,111,272</u>	<u>532,465,740</u>	<u>1,244,577,012</u>
Total liabilities, deferred inflows of resources, and fund balances	<u>\$ 341,353,295</u>	<u>\$ 62,530,326</u>	<u>\$ 315,324,221</u>	<u>\$ 27,322,135</u>	<u>\$ 746,529,977</u>	<u>\$ 575,499,889</u>	<u>\$ 1,322,029,866</u>

\*\*\* Government funds are stated on a "current financial resources" measurement focus.





**HARRIS COUNTY, TEXAS**  
**SCHEDULE OF DEBT - COMMERCIAL PAPER AND BONDED DEBT - ALL FUNDS**  
**October 31, 2018**

	<b>Stated Rate</b>	<b>Outstanding Balances</b>
<b>Toll Road Debt:</b>		
Toll Road Bonds	2.000 - 5.000	\$ 2,140,195,000
Unamortized Premium (Discount) Net		232,256,888
Accrued Interest		18,924,537
Commercial Paper Payable - Series E-1		57,565,000
Commercial Paper Payable - Series E-2		19,850,000
<b>Total Toll Road Bonds Payable and Commercial Paper</b>		<b>2,468,791,425</b>
<b>Flood Control Debt:</b>		
Flood Control Bonds	0.250 - 5.250	526,170,000
Unamortized Premiums		51,668,690
Commercial Paper Payable - Series H		200,000
<b>Total Flood Control Bonds Payable and Commercial Paper</b>		<b>578,038,690</b>
<b>Other Bonds Payable:</b>		
Road Bonds	1.500 - 5.250	695,265,000
Permanent Improvement	0.350 - 5.750	713,025,000
General Obligation, Revenue Refunding 2002	5.000 - 5.860	23,068,031
Tax & Subordinate Lien, Revenue Refunding Bonds	3.000 - 5.250	176,305,000
Unamortized Premiums - Road		81,827,278
Unamortized Premiums - Permanent Improvement		67,989,056
Unamortized Premiums - General Obligation		19,950,432
Accrued Interest on Capital Appreciation Bonds - General Obligation		35,305,717
<b>Total Other Bonds Payable</b>		<b>1,812,735,514</b>
<b>Other Commercial Paper Payable:</b>		
Commercial Paper Payable - Series A-1		15,891,000
Commercial Paper Payable - Series B		6,045,000
Commercial Paper Payable - Series C		34,475,000
Commercial Paper Payable - Series D		42,066,000
<b>Total Other Commercial Paper Payable</b>		<b>98,477,000</b>
<b>Total Bonds Payable and Commercial Paper</b>		<b>4,958,042,629</b>
<b>Other Long-Term Liabilities:</b>		
Loan Payable		28,096,399
OPEB Obligation		701,972,938
Net Pension Liability		306,046,823
Pollution Remediation Obligation		3,509,400
<b>Total Other Long-Term Liabilities</b>		<b>1,039,625,560</b>
<b>Total Debt</b>		<b>\$ 5,997,668,189</b>

**HARRIS COUNTY, TEXAS**  
**STATEMENT OF NET POSITION**  
**PROPRIETARY FUNDS**  
**October 31, 2018**

	Enterprise Funds			Internal Service Funds
	Toll Road	Nonmajor Enterprise Funds	Total	
<b>ASSETS</b>				
Current assets:				
Cash and cash equivalents	\$ 412,429,939	\$ 28,012,935	\$ 440,442,874	\$ 144,578,267
Investments	845,531,944	-	845,531,944	9,929,855
Receivables, net	44,534	1,246,102	1,290,636	4,414,767
Other receivables	115,423,228	-	115,423,228	4,255,379
Due from other funds	16,315	-	16,315	253,322
Prepays and other assets	179,191	-	179,191	900,000
Inventories	5,518,234	-	5,518,234	2,624,181
Restricted cash and cash equivalents	212,302,108	-	212,302,108	-
Restricted investments	141,048,293	-	141,048,293	-
<b>Total current assets</b>	<b>1,732,493,786</b>	<b>29,259,037</b>	<b>1,761,752,823</b>	<b>166,955,771</b>
Noncurrent assets:				
Notes receivable	45,488	-	45,488	-
Investments, held as collateral by others	6,855,000 *	-	6,855,000	-
Capital assets:				
Land and construction in progress	1,349,209,267	3,963,598	1,353,172,865	259,000
Intangible asset	191,448,750	-	191,448,750	-
Other capital assets, net of depreciation	1,175,591,690	13,747,689	1,189,339,379	26,820,345
<b>Total noncurrent assets</b>	<b>2,723,150,195</b>	<b>17,711,287</b>	<b>2,740,861,482</b>	<b>27,079,345</b>
<b>Total assets</b>	<b>4,455,643,981</b>	<b>46,970,324</b>	<b>4,502,614,305</b>	<b>194,035,116</b>
<b>DEFERRED OUTFLOWS OF RESOURCES</b>				
Deferred charge on refunding	68,379,499	-	68,379,499	-
Accumulated decrease in fair value of hedging derivatives	35,277,338	-	35,277,338	-
<b>Total deferred outflows of resources</b>	<b>103,656,837</b>	<b>-</b>	<b>103,656,837</b>	<b>-</b>
<b>LIABILITIES</b>				
Current liabilities:				
Vouchers payable	44,717,083	20,104	44,737,187	1,040,420
Retainage payable	25,911,524	-	25,911,524	-
Customer deposits and other	160,806	-	160,806	-
Due to other funds	354,029	33,153	387,182	-
Estimated outstanding claims	-	-	-	13,235,919
Incurred but not reported claims	-	-	-	45,981,517
Due to other units	103,861	-	103,861	-
Unearned revenue	78,119,725	1,158,413	79,278,138	165,382
Current portion of long-term liabilities	18,924,537	-	18,924,537	-
<b>Total current liabilities</b>	<b>168,291,565</b>	<b>1,211,670</b>	<b>169,503,235</b>	<b>60,423,238</b>
Noncurrent liabilities:				
Noncurrent portion of long-term liabilities	2,372,451,888	-	2,372,451,888	-
Commercial Paper Payable	77,415,000	-	77,415,000	-
<b>Total noncurrent liabilities</b>	<b>2,449,866,888</b>	<b>-</b>	<b>2,449,866,888</b>	<b>-</b>
<b>Total liabilities</b>	<b>2,618,158,453</b>	<b>1,211,670</b>	<b>2,619,370,123</b>	<b>60,423,238</b>
<b>DEFERRED INFLOWS OF RESOURCES</b>				
Accumulated decrease in fair value of hedging derivatives	37,160,645	-	37,160,645	-
<b>Total deferred inflows of resources</b>	<b>37,160,645</b>	<b>-</b>	<b>37,160,645</b>	<b>-</b>
<b>NET POSITION</b>				
Net investment in capital assets	330,125,720	17,711,287	347,837,007	27,079,345
Restricted for:				
Capital projects	5,518,234	-	5,518,234	-
Debt service	341,843,187	-	341,843,187	-
Toll road	1,226,494,579	-	1,226,494,579	-
Unrestricted	-	28,047,367	28,047,367	106,532,533
<b>Total net position</b>	<b>\$ 1,903,981,720</b>	<b>\$ 45,758,654</b>	<b>\$ 1,949,740,374</b>	<b>\$ 133,611,878</b>

\* The County has pledged \$3.0M to Citibank and \$3.9M to JP Morgan from two FNMA notes with a combined par value of \$45.0M, under the terms of the swap agreements related to the Toll Road Authority 2012A&B bonds and a portion of the Senior Lien Revenue Refunding 2007B bonds. (see page 41 for additional details).

