

20.6

1001 Preston, Suite 652
Houston, Texas 77002-1816



(832) 927-6865
Fax: (832) 927-0056
treasurer.info@itc.hctx.net

DYLAN OSBORNE
HARRIS COUNTY TREASURER

January 28, 2020

County Judge Hidalgo,
Commissioners Ellis, Garcia,
Radack and Cagle

Honorable Members of the Court:

Transmittal of the County Treasurer's Report to Commissioners Court of monies received and disbursed for the month ending November 30, 2019 as required by the Local Government Code 114.026.

In accordance with State Law, the books, and accounts of the County Treasurer are available to the Commissioners Court for inspection and examination, as desired. This Report is also filed with the County Auditor.

Sincerely,

Dylan Osborne
Harris County Treasurer

Vote of the Court:

	Yes	No	Abstain
Judge Hidalgo	<input type="checkbox"/>	<input type="checkbox"/>	<input type="checkbox"/>
Comm. Ellis	<input type="checkbox"/>	<input type="checkbox"/>	<input type="checkbox"/>
Comm. A. Garcia	<input type="checkbox"/>	<input type="checkbox"/>	<input type="checkbox"/>
Comm. Radack	<input type="checkbox"/>	<input type="checkbox"/>	<input type="checkbox"/>
Comm. Cagle	<input type="checkbox"/>	<input type="checkbox"/>	<input type="checkbox"/>

Presented to Commissioners Court

JAN 28 2020

APPROVE ELG
Recorded Vol Page

20 JAN 17 PM 12:14
HARRIS COUNTY
BUDGET MANAGEMENT
DEPARTMENT



HARRIS COUNTY
Treasurer's Office

MONTHLY REPORT
NOVEMBER 2019

Monthly Report
Of The
Harris County Treasurer
For the Month Ended
November, 2019



Dylan Osborne
County Treasurer

TABLE OF CONTENTS
January 28, 2020

Detail of Changes in County Funds 1-7

Monthly Electronic Transfer Report 8

Juror Donations 9

Collected Return Items 10

Percentage of Return Items 11

Debts Due To and Owed by the County 12-15

DETAIL OF CHANGES IN COUNTY FUNDS UNAUDITED AND UNRECONCILED AS OF NOVEMBER 2019

(PROOF OF CASH AT CADENCE BANK)

Account #	Account Name	Beginning Balances	Deposits/Credits	Disbursements	ACH/Wire Disbursements	Outstanding Checks	Outstanding Checks	MMF Purchases	MMF Sales	Ending Balance
						Beginning	Ending			
			+	-	-	-	+			
4200033159	Central Disbursement (Funds Swept to General Concentration Acct.)	-\$41,041,164.13		\$51,672,235.18		\$41,041,164.13	\$8,426,154.37	\$109,245,419.47		-\$8,426,154.37
4200084046	Juvenile Probation Board	\$750,318.48	\$4,299,975.68		\$7,714,597.37		\$7,686,382.62		\$4,271,771.19	\$750,308.22
429684046	Juvenile Probation Board (CM)	\$8,171,128.10					\$4,271,771.19		\$7,686,382.62	\$4,756,516.67
4200084046	(Funds Swept to Juvenile Probation Acct.)	-\$674,735.45		\$723,460.77		\$674,735.45	\$44,472.53	\$11,986,368.56		-\$44,472.53
4200018036	Payroll (Funds Swept to General Concentration Acct.)	-\$34,856.13		\$18,023.49		\$34,856.13		\$94,508,387.00		-\$35,228.45
4200028043	Fee Officer (Funds Swept to General Concentration Acct.)	-\$7,988,538.12		\$3,207,514.98	\$28,928.22	\$7,988,538.12		\$3,235,843.18		-\$9,985,850.22
4200028050	Harris County Jury Fund (Funds Swept to General Concentration Acct.)	-\$327,078.00		\$218,555.01		\$327,078.00		\$218,555.01		-\$337,854.00
4200018267	HC Community Supervision	\$300,212.00	\$5,300,823.42		\$6,484,370.34			\$5,012,608.14	\$4,729,374.36	\$500,205.19
429618267	HC Community Supervision (CM)	\$3,253,288.30						\$4,729,374.36	\$5,012,908.14	\$2,069,734.52
4200018267	(Funds Swept to Community Supervision Acct.)	-\$125,987.07		\$289,016.88		\$125,987.07		\$11,213,744.70		-\$268,650.17
4200038679	HC Payroll Special Disb (Funds Swept to General Concentration Acct.)	\$0.00								
		-\$6,593.21		\$181,990.60		\$6,593.21		\$1,007,488.71		-\$91,437.18
420008029	General Concentration	\$25,010,309.19	\$313,765,857.33		\$265,038,751.54			\$118,800,409.92	\$167,527,904.91	\$25,009,910.99
429608029	General Concentration (CM)	\$35,127,940.49						\$167,527,904.91	\$118,800,409.92	\$83,855,435.48
4200032151	HC Toll Rd Senior Lien Rev & Ref Bonds Ser 2019A COI	\$324,881.97	\$40.05							\$324,922.02
4200032169	HC Tax and Sub Lien Rev Ref Bonds Ser 2019B D/S	\$31,636.35	\$7,405.71							\$39,042.06
4200032177	HC Tax and Sub Lien Rev Ref Bds Ser 2019B COI	\$56,709.29	\$6.99							\$56,716.28
4200032185	HC Tx Perm Improv Ref Bds Series 2019A COI	\$39,507.89	\$4.87							\$39,512.76
4200032193	HC Unlimited Tax Road Ref Bds, Series 2019A COI	\$175,663.61	\$21.66							\$175,685.27

DETAIL OF CHANGES IN COUNTY FUNDS UNAUDITED AND UNRECONCILED AS OF NOVEMBER 2019

(PROOF OF CASH AT CADENCE BANK)

Account #	Account Name	Beginning Balances	Deposits/Credits	Disbursements	ACH/Wire Disbursements	Outstanding Checks Beginning	Outstanding Checks Ending	MMF Purchases	MMF Sales	Ending Balance
4200063438	HC Fire Marshal State Forfeited Assets	\$2,270.45	\$0.93	\$0.00	\$0.00					\$2,271.38
4200053439	HC Fire Marshal State Forfeited Assets Chp. 18	\$40,819.61	\$8,032.73	\$665.00						\$48,287.34
4200014035	Harris County Juvenile Supervision Fees	\$408,500.54	\$13,136.02	\$5,492.20						\$416,144.36
4200024471	HC Gen Obligation Comm Paper Series D-2	\$2,123,001.21	\$1,650,116.94	\$3,727,582.49						\$51,535.66
4200024489	HC Gen Obligation Comm Paper Series D-3	\$9,574.99	\$3.93	\$3.93						\$9,574.99
4200045369	Affordable Housing Funds	\$1.77	\$0.00	\$0.00						\$1.77
4200025395	Care for Elders Program	\$19,636.15	\$8.07	\$0.00						\$19,644.22
4200017467	HC Toll Sr Lien Revenue & Refund Bonds 2018A	\$1,000,424.66	\$15,127,436.86	\$8,307,624.62				\$8,319,918.79	\$15,139,544.73	\$1,000,410.96
4200068015	HC Gen Oblig Comm Paper	\$4,835,627.68	\$1,231,136.61	\$323,644.56						\$5,743,119.73
4200068031	HC Unlimited Rd \$Ref Ser 2006B-Project Fund	\$12,525.34	\$88,005.53	\$85,084.00						\$15,446.87
4200058032	HC Tx Holdierth Rd Pipeline Relocation Cost Share	\$6.96	\$0.00	\$0.00						\$6.96
4200068064	HC Worker's Comp	\$800,212.06	\$8,496.98	\$1,403,040.30				\$1,415,147.76	\$20,611.25	\$500,205.25
429668064	HC Worker's Comp- CM	\$12,858,700.35						\$20,611.25	\$1,415,147.76	\$11,464,163.85
4200048082	HC Public Improvement Contingency	\$15,006,369.86	\$21,556,903.29	\$11,637,296.58				\$6,792,846.45	\$16,712,868.05	\$15,005,954.97
429668082	HC Public Improvement Contingency (CM)	\$6,268,830.62						\$16,712,868.05	\$6,792,846.45	\$16,186,852.22
4200058099	HC Metro Street Improvement	\$250,106.16	\$102.74	\$249,562.73				\$249,907.62	\$451.05	\$250,102.74
429668099	HC Metro Street Improvement (CM)	\$1,211,458.60						\$451.05	\$249,907.62	\$962,002.03
4200048330	HC VISA/Mastercard Pilot Program	\$0.00	\$6,057,209.52	\$6,057,209.52						\$0.00
4200078402	HC Attorney SPU Fund State	\$171,941.82	\$69.75	\$2,760.16						\$169,251.41
429678402	HC Attorney SPU Fund State (CM)	\$0.00								\$0.00
4200048405	HC Attorney SPU Fund	\$505,507.60	\$207.41	\$1,000.00						\$504,715.01

DETAIL OF CHANGES IN COUNTY FUNDS UNAUDITED AND UNRECONCILED AS OF NOVEMBER 2019

(PROOF OF CASH AT CADENCE BANK)

Account #	Account Name	Beginning Balances	Deposits/Credits	Disbursements	ACH/Wire Disbursements	Outstanding Checks Beginning	Outstanding Checks Ending	MMF Purchases	MMF Sales	Ending Balance
4200028407	District Attorney Federal Forfeited	\$90,680.80	\$37.27		\$0.00					\$90,718.07
4200038414	District Attorney Federal Forfeited US Justice	\$606,887.52	\$249.41		\$0.00					\$607,136.93
4200048421	District Attorney State Forfeited	\$500,203.59	\$851,317.29		\$149,072.39			\$162,951.37	\$965,205.96	\$500,193.90
429678428	District Attorney State Forfeited (CM)	\$9,370,968.05						\$965,205.96	\$162,951.37	\$10,173,222.64
4200078428	District Attorney Hot Checks Fees	\$229,186.04	\$1,977.25		\$76,328.12					\$154,837.17
429678428	District Attorney Hot Checks Fees(CM)	\$0.00								\$0.00
4200088435	District Attorney Gambling Proceeds	\$250,105.42	\$351,979.99		-\$2,261.21			\$0.00	\$354,244.62	\$250,102.00
429688435	District Attorney Gambling Proceeds (CM)	\$1,559,638.81						\$354,244.62	\$0.00	\$1,913,883.43
4200098442	Constables Federal Forfeited	\$1,049.62	\$0.11		\$791.16					\$258.57
4200088443	Constable (Pct 2) Fed Forfeited Assis US Treas	\$10.85	\$0.00		\$0.00					\$10.85
4200078444	Constable (Pct 4) Fed Forfeited Assis US Treas	\$4,751.60	\$1.95		\$0.00					\$4,753.55
4200068445	Constable (Pct 5) Fed Forfeited Assis Us Treas	\$985.85	\$0.41		\$0.00					\$986.26
4200058446	Constable (Pct. 1) State Forfeited Assets - CH 18	\$410,276.55	\$97,826.64		\$21,823.51					\$486,279.68
4200048447	Constable (Pct. 3) State Forfeited Assets - CH 18	\$65,707.78	\$27.00		\$0.00					\$65,734.78
4200038448	Constable (Pct. 5) State Forfeited Assstes - Chpnt 18	\$137,761.18	\$56.61		\$0.00					\$137,817.79
4200028449	Constables (Pct 1) Forfeited US Justice	\$156,748.93	\$84.16		\$1,030.78					\$155,782.31
4200088450	Constable (Pct 2) Fed Forfeited Assets US Justice	\$62.73	\$0.03		\$0.00					\$62.76
4200078451	Constable (Pct 4) Forfeited US Justice	\$63,825.54	\$26.23		\$0.00					\$63,851.77
4200068452	Constable (Pct. 5) Fed Forfeited Assets US Justice	\$30,224.05	\$12.42		\$0.00					\$30,236.47
4200048454	Constable (Pct. 3) Fed Forfeited Assis US Justice	\$0.66	\$0.00		\$0.00					\$0.66

DETAIL OF CHANGES IN COUNTY FUNDS UNAUDITED AND UNRECONCILED AS OF NOVEMBER 2019

(PROOF OF CASH AT CADENCE BANK)

Account #	Account Name	Beginning Balances	Deposits/Credits	Disbursements	ACH/Wire Disbursements	Outstanding Checks Beginning	Outstanding Checks Ending	MMF Purchases	MMF Sales	Ending Balance
4200038455	Constable (Pct. 2) State Forfeited Assets Chp 18	\$48,070.35	\$5,479.42	\$0.00	\$0.00					\$53,549.77
4200028456	Constables State (Pct.1) State Forfeited Chp. 59	\$280,359.67	\$113.47	\$4,244.05						\$276,229.09
4200018457	Constable (Pct. 4) State Forfeited Assets - CH 18	\$658,260.87	\$270.52	\$0.00						\$658,531.39
4200008458	Constable (Pct. 6) State Forfeited Asst - CH 18	\$8,296.71	\$3.41	\$0.00						\$8,300.12
4200048462	Constable (Pct. 2) State Forfeited Asst Ch 59	\$112,069.46	\$3,297.71	\$0.00						\$115,367.17
4200038463	Commissioners Court State Forfeited Ch. 59	\$750,317.82	\$9,850.82	-\$3,118.96				\$0.00	\$12,979.51	\$750,308.09
429638463	Commissioners Court State Forfeited Ch. 59 (CM)	\$2,077,305.68						\$12,979.51	\$0.00	\$2,090,285.19
4200028464	Constable (Pct. 3) State Forfeited Asst Ch. 59	\$53,633.18	\$1,079.75	\$1,500.00						\$53,212.93
4200018465	Constable (Pct. 4) State Forfeited Asst. Ch. 59	\$388,132.01	\$1,470.39	\$0.00						\$389,602.40
4200008466	Constable (Pct. 5) State Forfeited Asst. Ch. 59	\$202,039.70	\$82.32	\$1,734.00						\$200,388.02
4200098467	Constable (Pct. 6) State Forfeited Asst. Ch. 59	\$44,868.90	\$3,304.66	\$0.00						\$48,173.56
4200088468	Constable (Pct. 8) State Forfeited Asst. Ch. 59	\$9,341.91	\$3.43	\$0.00						\$9,345.34
4200078469	Constable (Pct. 8) State Forfeited Asst. Ch. 59	\$122,554.74	\$50.28	\$187.23						\$122,397.79
4200048470	Sheriff Federal Forfeited	\$639,897.81	\$17,112.23	\$66,891.00						\$570,119.04
4200078477	Sheriff Forfeited US Justice	\$0.00	\$3,832.10	\$69,183.82				\$70,471.45	\$5,119.73	\$0.00
4200088484	Sheriff State Forfeited	\$500,211.80	\$53,193.15	\$216,910.76				\$165,208.32	\$1,497.76	\$500,204.75
429688484	Sheriff State Forfeited (CM)	\$1,018,554.47						\$1,497.76	\$165,208.32	\$854,843.91
4200078485	Sheriff State Forfeited Assets - CH 18	\$250,105.99	\$102.74	\$48,159.40				\$46,403.56	\$351.15	\$250,102.74
429678485	Sheriff State Forfeited Assets - CH 18 (CM)	\$241,122.63						\$351.15	\$46,403.56	\$195,070.22
4200008490	Sheriff Fed Forfeited Assets	\$250,106.16	\$102.74	-\$691.79				\$0.00	\$787.95	\$250,102.74
429608490	Sheriff Fed Forfeited Assets (CM)	\$456,590.32						\$787.95	\$0.00	\$457,388.27

DETAIL OF CHANGES IN COUNTY FUNDS UNAUDITED AND UNRECONCILED AS OF NOVEMBER 2019

(PROOF OF CASH AT CADENCE BANK)

Account #	Account Name	Beginning Balances	Deposits/Credits	Disbursements	ACH/Wire Disbursements	Outstanding Checks Beginning	Outstanding Checks Ending	MMF Purchases	MMF Sales	Ending Balance
4200038505	HC Treasurer's Escheatment	\$1,135,663.47	\$464.96		\$7,086.55					\$1,129,041.88
4200038695	HC Toll Sr Lien Rev Bds Ser 2009C Construct	\$999,340.37	\$407.46		\$13,073.04					\$986,674.79
4200018721	HC Dist Atty Hot Checks Fees	\$301,394.75	\$123.86		\$0.00					\$301,518.61
4200028738	HC Fee Officer Cash Bond	\$3,456,700.24	\$167,510.10		\$246,176.01					\$3,376,034.33
4200048777	HC Obligation & Rev Series 2002 D/S	\$212,379.19	\$87.28		\$0.00					\$212,466.47
4200048785	Metro General Mobility Program	\$2,501,061.64	\$20,364,270.77		\$11,313,370.07		\$10,934,998.46		\$19,985,938.38	\$2,501,022.42
429648785	Metro General Mobility Program (CM)	\$16,670,733.30					\$10,934,998.46			\$25,721,673.22
4200048801	Harris County Constitutional Debt Service Funds	\$3,949,556.05	\$2,255,086.49		\$0.00					\$6,204,642.54
4200088864	HC Go and Rev Certificate Oblig Ser 2002 Construction	\$1,354,245.80	\$2,001,074.46		\$7,388.38					\$3,347,931.88
4200088870	HC Tx Rd Debt Service Funds	\$1,455,959.86	\$1,270,582.35		\$0.00					\$2,726,542.21
4200088890	HC Commercial Paper Series A-1	\$3,674,457.21	\$1,432,379.39		\$2,142,581.83					\$2,964,254.77
4200088891	HC Commercial Paper Series B	\$155,653.34	\$26.15		\$92,574.38					\$63,105.11
4200048892	HC Commercial Paper Series C	\$6,079,383.65	\$1,639.41		\$2,235,523.51					\$3,845,499.55
4200038893	HC Gen Oblig Comm Paper Series D	\$26,312,485.68	\$1,258,861.86		\$7,032,494.76					\$20,538,852.78
4200088898	HC Tax & Sub Lien Rev Ref Bonds Ser 2012A D/S	\$159,359.49	\$100.66		\$0.00					\$159,460.15
4200018945	HC Unlimited Tax Ref - Project Fund	\$1,013.83	\$0.21		\$583.88					\$430.16
4200089037	HCTRA Revenue Account	\$5,002,084.85	\$96,008,205.64		\$99,063,034.50		\$72,586,993.58		\$69,532,229.82	\$5,002,026.75
429689037	HCTRA Sweep Account	\$73,087,118.56					\$69,532,229.82			\$70,032,354.80
4200029058	HCTRA Renewal and Replacement	\$1,500,636.99	\$24,906,422.64		\$15,047,588.68		\$15,094,504.17		\$24,953,360.68	\$1,500,616.44
429629058	HCTRA Renewal and Replacement - (CM)	\$24,805,451.09					\$24,953,360.68		\$15,094,504.17	\$34,764,307.60
4200069260	HCTRA Sr Lien Rev & Ref Bonds Series 2002 Construction	\$5,236.17	\$1.87		\$690.02					\$4,548.02

DETAIL OF CHANGES IN COUNTY FUNDS UNAUDITED AND UNRECONCILED AS OF NOVEMBER 2019

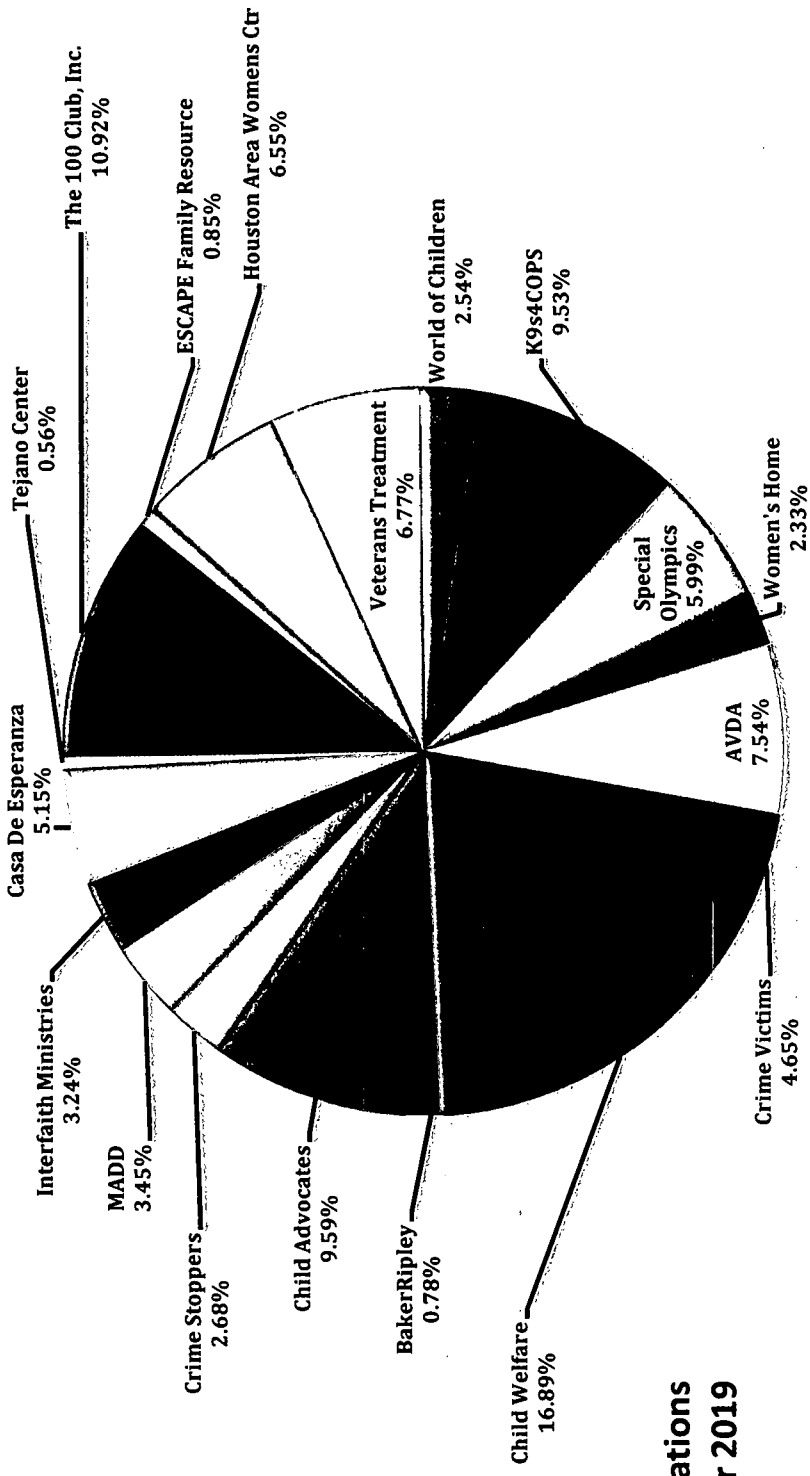
(PROOF OF CASH AT CADENCE BANK)

Account #	Account Name	Beginning Balances	Deposits/Credits	Disbursements	ACH/Wire Disbursements	Outstanding Checks Beginning	Outstanding Checks Ending	MMF Purchases	MMF Sales	Ending Balance
4200009365	HCTRA Sr Lien Rev & Ref Bonds Series 2008B Con	\$40,350.19	\$15.18	\$5,389.66						\$34,965.71
4200019372	HCTRA Sr Lien Rev Bonds, Series 2009A Construction	\$1,265.71	\$5,001.06	\$3,389.62						\$2,877.15
4200099390	HCTRA Sr Lien Rev Commercial Paper Notes, Ser E-1	\$5,164,752.87	\$3,300,199.07	\$8,419,759.54						\$45,193.40
4200089391	HCTRA Sr Lien Rev Commercial Paper Notes, Ser E-2	\$709,741.84	\$1,175,084.88	\$1,833,972.94						\$50,853.78
4200099746	HC CTS ERP Retainage	\$4,789,595.16	\$1,903.73	\$523,920.00						\$4,267,576.89
	Total Harris County	\$298,848,434.28	\$524,767,384.41	\$634,802,177.71		\$50,198,952.11	\$19,189,646.92	\$803,861,990.21	\$572,382,831.86	\$394,991,307.63
	HARRIS COUNTY FLOOD									
4200104927	FC Central Disbursement									
	<i>(Funds Swept to Flood Control District Acct)</i>									
4200000224	H.C. Flood Control District	\$2,000,848.54	\$29,784,133.11	\$25,232,740.24						\$2,000,750.75
429600224	H.C. Flood Control District (CM)	\$13,754,736.16								\$18,306,226.82
4200010280	HCFC Commercial Paper	\$1,299,558.65	\$533.87	\$533.40						\$1,299,557.12
4200050336	HCFC Tax Ref Bds Ser 04 Project Fund	\$2,577.40	\$30,301.74	\$28,342.61						\$4,536.53
4200000364	HCFC Imp Bonds Ser 2007 Project Fund	\$33,191.82	\$12.60	\$2,915.58						\$30,288.84
4200040378	HCFC Army Corps of Engineers Sims Bayou	\$25,479.91	\$10.47	\$0.00						\$25,490.38
4200050385	HCFC Clear Creek Escrow Account	\$505.37	\$0.21	\$0.00						\$505.58
4200090399	HCFC Tax Ref Bonds, Ser 2008A D/S	\$5,077.92	\$2,310.65	\$0.00						\$7,388.57
4200010499	HCFC Debt Service Funds	\$98,150.32	\$69,205.81	\$0.00						\$125,356.13
4200080440	HCFC - Tax Ref Bonds Taxable Investment	\$644.23	\$0.26	\$0.00						\$644.49
4200060442	HCFC - District Contract Tax Ref Bd. 2014A - DS	\$308.42	\$0.13	\$0.00						\$308.55
4200030445	HCFC - District Contract Tax Ref Bd Ser 2015B - DS	\$685.02	\$0.28	\$0.00						\$685.30


DETAIL OF CHANGES IN COUNTY FUNDS UNAUDITED AND UNRECONCILED AS OF NOVEMBER 2019

(PROOF OF CASH AT CADENCE BANK)

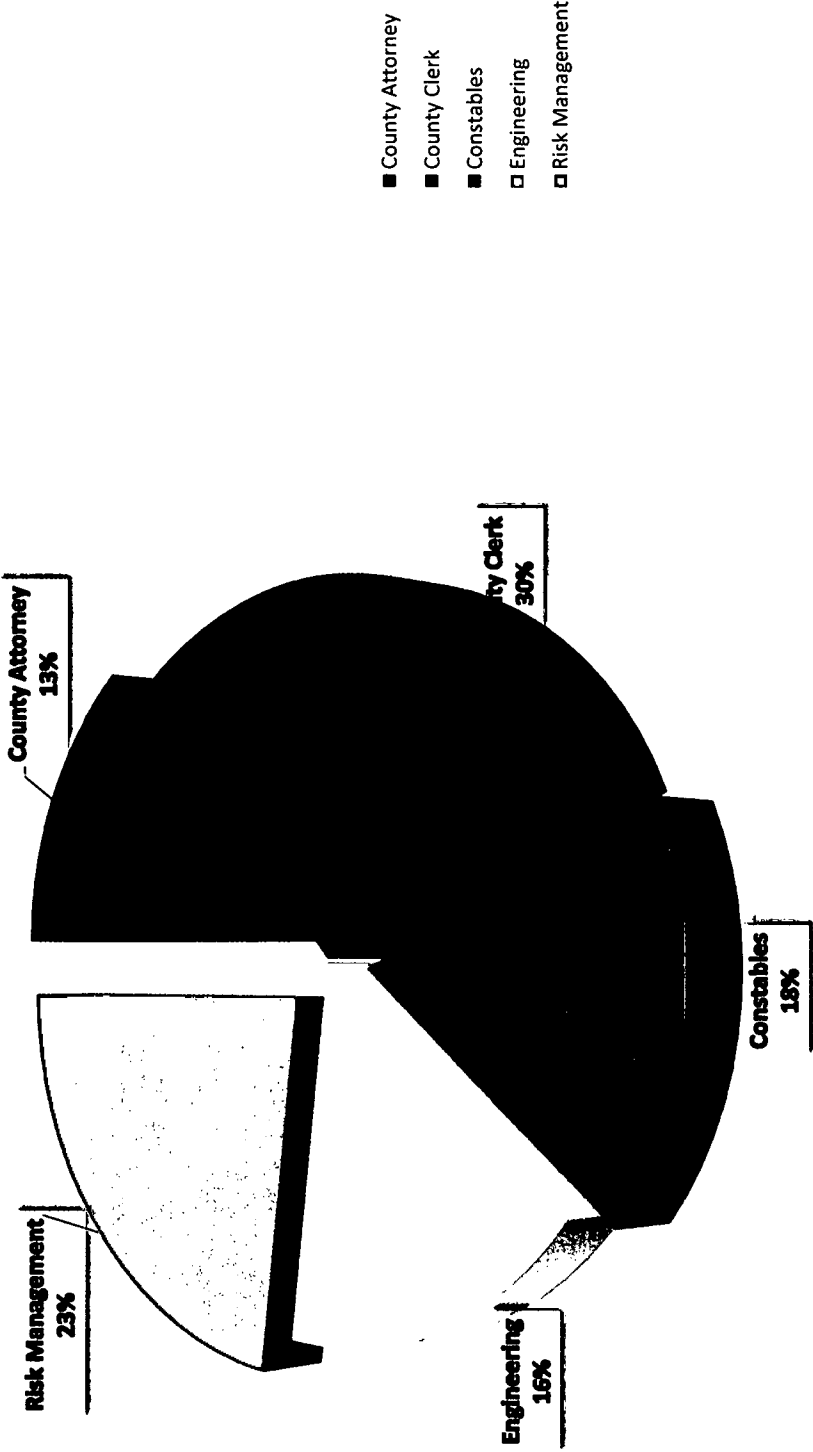
Account #	Account Name	Beginning Balances	Deposits/Credits	Disbursements	ACH/Wire Disbursements	Outstanding Checks Beginning	Outstanding Checks Ending	MMF Purchases	MMF Sales	Ending Balance
			+	-	-	-	-	+	-	
4200032201	HCFC District Contract Tax Ref Bds Series 2019A COI	\$312,606.45	\$38.54							\$312,644.99
4200032219	HCFC District Contract Tax Ref Bds Series 2019A D/S	\$243.36	\$0.13							\$243.49
4200014605	HCFC - District Limited Tax Comm Paper - Ser H Con	\$4,086,058.79	\$6,327,525.24	\$6,287,352.53						\$4,146,231.50
4200014654	HCFC - District Limited Tax Comm Paper - Ser H D/S	\$1,780,965.17	\$24,475.13	\$135,443.29						\$1,669,997.01
4200014647	HCFC - District Contract Tax Ref Bd Ser 2017A-D/S	\$543.44	\$0.22	\$0.00						\$543.66
	Total Flood Control	\$9,047,896.31	\$36,238,548.39	\$13,039,309.16	\$36,729,363.49	\$15,312,285.66	\$6,765,472.94	\$58,754,659.58	\$40,653,316.58	\$21,165,926.77
	Total Cadence Bank	\$306,896,329.59	\$561,005,932.80	\$69,350,106.05	\$671,531,541.20	\$65,511,237.77	\$25,955,119.86	\$862,616,649.79	\$613,036,148.44	\$416,157,234.40



Juror Donations November 2019



Crime Victims	\$ 396.00
Child Welfare	\$ 1,438.00
BakerRipley	\$ 66.00
Child Advocates	\$ 816.00
Crime Stoppers	\$ 228.00
MADD	\$ 294.00
Interfaith Ministries	\$ 276.00
Casa De Esperanza	\$ 438.00
Tejano Center	\$ 48.00
The 100 Club, Inc.	\$ 930.00
ESCAPE Family Resource	\$ 72.00
Houston Area Womens Ctr	\$ 558.00
Veterans Treatment	\$ 576.00
World of Children	\$ 216.00
K9s4COPS	\$ 811.00
Special Olympics	\$ 510.00
Women's Home	\$ 198.00
AVDA	\$ 642.00
Total	\$ 8,513.00

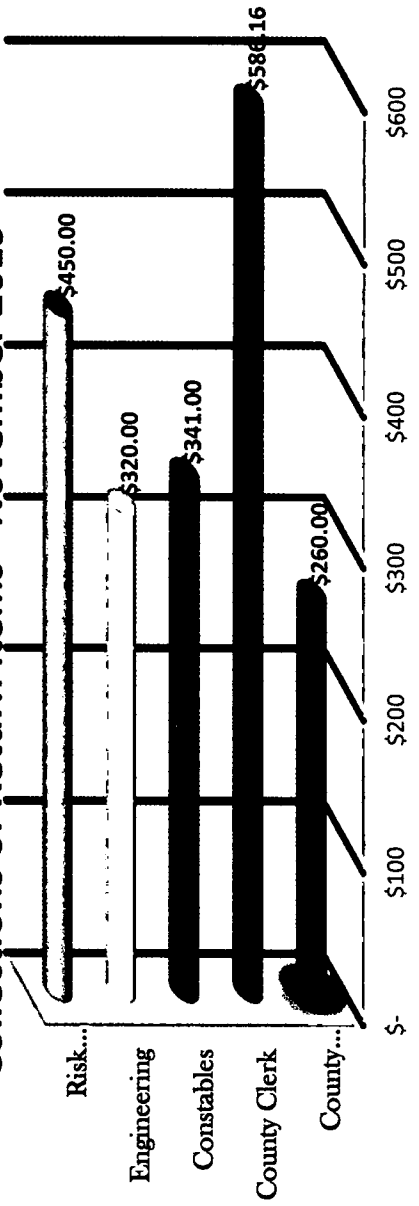


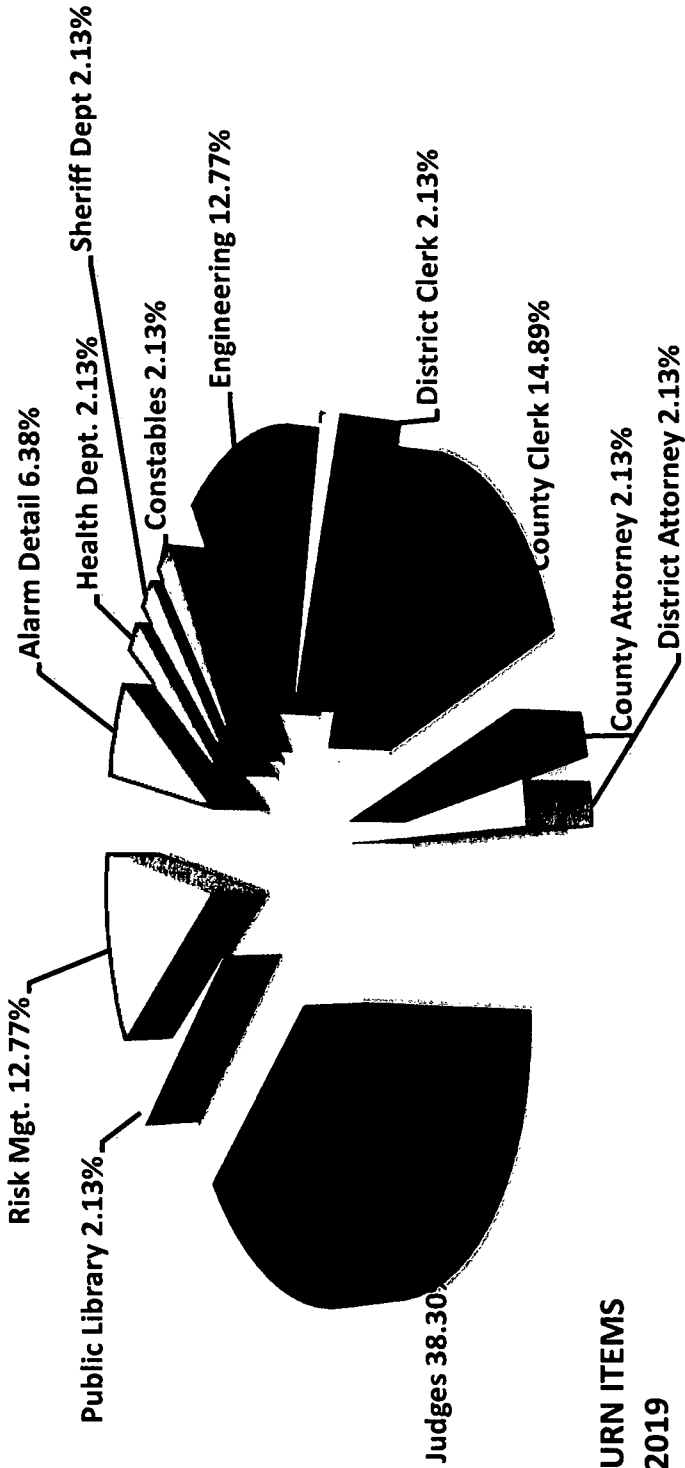
- County Attorney
- County Clerk
- Constables
- Engineering
- Risk Management

Collections for November 2019

County Attorney	\$	260.00
County Clerk	\$	586.16
Constables	\$	341.00
Engineering	\$	320.00
Risk Management	\$	450.00
Total	\$	1,697.16

Collections of Return Items - November 2019



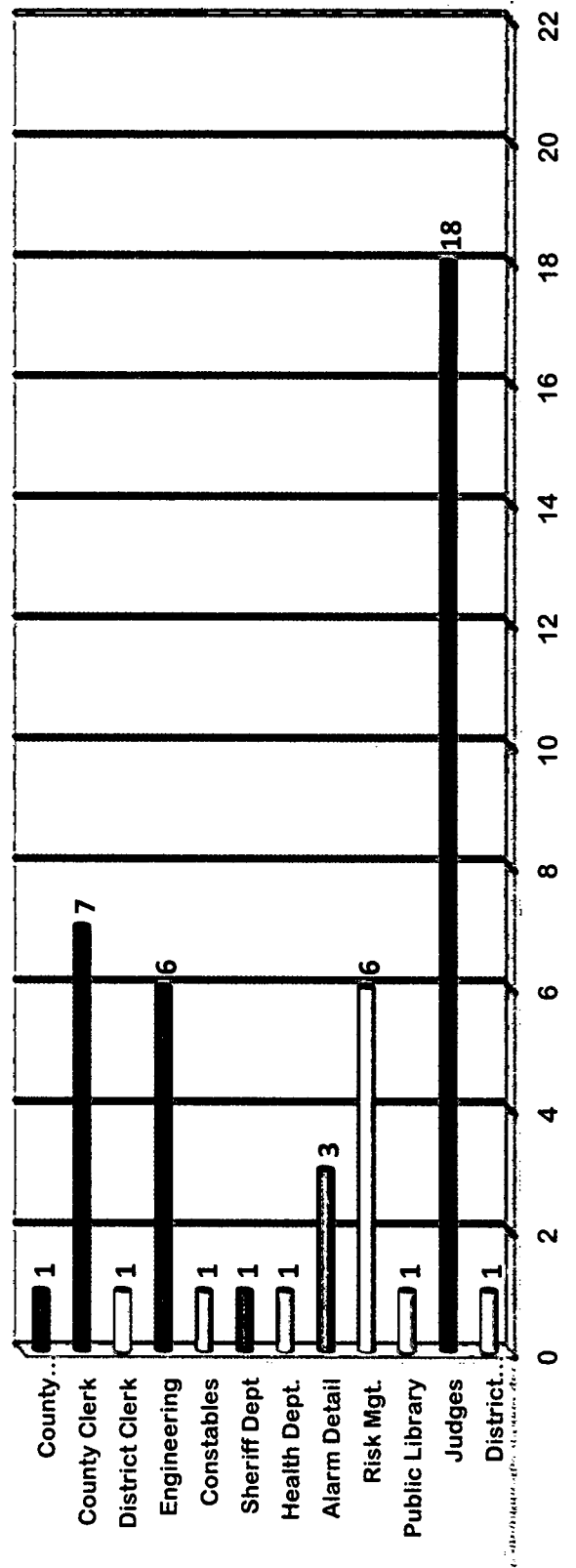


PERCENTAGE OF RETURN ITEMS
NOVEMBER 2019

■ District Attorney ■ Judges ■ Public Library ■ Risk Mgt. ■ Alarm Detail ■ Health Dept. ■ Sheriff Dept ■ Constables ■ Engineering ■ District Clerk ■ County Clerk ■ County Attorney

District Attorney	1
Judges	18
Public Library	1
Risk Mgt.	6
Alarm Detail	3
Health Dept.	1
Sheriff Dept	1
Constables	1
Engineering	6
District Clerk	1
County Clerk	7
County Attorney	1
TOTAL	47

Number of Return Items Received by Department



The attached Fund Financial Statements and Schedule of Debt detail the debts due to and owed by the County. These schedules are excerpts from the Auditor's Monthly Financial Statements.

HARRIS COUNTY, TEXAS
SCHEDULE OF DEBT - COMMERCIAL PAPER AND BONDED DEBT - ALL FUNDS
November 30, 2019

	Stated Rate	Outstanding Balances
Toll Road Debt:		
Toll Road Bonds	2.000 - 5.250	\$ 2,037,385,000
Unamortized Premium (Discount) Net		211,533,944
Accrued Interest		24,318,660
Commercial Paper Payable - Series E-1		119,035,000
Commercial Paper Payable - Series E-2		38,270,000
Total Toll Road Bonds Payable and Commercial Paper		2,430,542,604
Flood Control Debt:		
Flood Control Bonds	0.250 - 5.250	489,560,000
Unamortized Premiums		55,560,678
Commercial Paper Payable - Series H		90,460,000
Total Flood Control Bonds Payable and Commercial Paper		635,580,678
Other Bonds Payable:		
Road Bonds	1.500 - 5.250	644,980,000
Permanent Improvement	0.350 - 5.500	643,410,000
General Obligation, Revenue Refunding 2002	5.000 - 5.860	17,672,133
Tax & Subordinate Lien, Revenue Refunding Bonds	3.000 - 5.250	172,635,000
Unamortized Premiums - Road		71,449,054
Unamortized Premiums - Permanent Improvement		57,697,373
Unamortized Premiums - General Obligation		17,680,133
Accrued Interest on Capital Appreciation Bonds - General Obligation		30,353,238
Total Other Bonds Payable		1,655,876,931
Other Commercial Paper Payable:		
Commercial Paper Payable - Series A-1		18,306,000
Commercial Paper Payable - Series B		9,375,000
Commercial Paper Payable - Series C		87,900,000
Commercial Paper Payable - Series D		55,416,000
Commercial Paper Payable - Series D-2		8,665,000
Commercial Paper Payable - Series D-3		200,000
Total Other Commercial Paper Payable		179,862,000
Total Bonds Payable and Commercial Paper		4,901,862,213
Other Long-Term Liabilities:		
Loan Payable		17,719,326
OPEB Obligation		790,324,219
Net Pension Liability		306,046,823
Pollution Remediation Obligation		2,176,197
Total Other Long-Term Liabilities		1,116,266,565
Total Debt		\$ 6,018,128,778

HARRIS COUNTY, TEXAS
BALANCE SHEET
GOVERNMENTAL FUNDS
NOVEMBER 30, 2019

	General Fund	Public Contingency Fund	Mobility Fund	General Debt Service Funds	Total General Fund Group	Nonmajor Governmental Funds	Total Governmental Funds
ASSETS							
Cash and investments:							
Cash and cash equivalents	\$ 211,903,910	\$ 54,023,336	\$ 323,385,330	\$ -	\$ 589,312,576	\$ 381,352,869	\$ 970,665,445
Investments	-	138,905,182	-	-	138,905,182	46,929,845	185,835,027
Receivables:							
Taxes, net	1,786,467,249	-	-	-	1,786,467,249	205,896,236	1,992,363,485
Accounts	12,606,176	1,379,946	484,796	-	14,470,918	43,595,082	58,066,000
Capital leases	201,300	-	-	-	201,300	-	201,300
Other	8,143,485	-	-	-	8,143,485	250,000	8,393,485
Due from other funds	2,358,090	30,435	-	-	2,388,525	5,012,457	7,400,982
Prepays and other assets	5,000	-	-	-	5,000	-	5,000
Inventory	2,291,397	-	-	-	2,291,397	-	2,291,397
Restricted cash and cash equivalents	-	-	-	45,358,171	45,358,171	4,579,682	49,937,853
Advances to other funds	140,000	-	-	-	140,000	1,407,500	1,547,500
Notes receivable	421,285	-	-	-	421,285	312,663	733,948
Total assets	<u>\$ 2,024,537,892</u>	<u>\$ 194,338,899</u>	<u>\$ 323,870,126</u>	<u>\$ 45,358,171</u>	<u>\$ 2,588,105,088</u>	<u>\$ 689,336,334</u>	<u>\$ 3,277,441,422</u>
LIABILITIES							
Vouchers payable	\$ 25,401,109	\$ 715,477	\$ 7,154,114	\$ 178,403	\$ 33,449,103	\$ 35,544,461	\$ 68,993,564
Accrued payroll and compensated absences	23,434	-	-	-	23,434	-	23,434
Due to other funds	60,131	22,151	-	-	82,282	7,262,216	7,344,498
Retainage payable	247,819	1,965,823	2,017,247	-	4,230,889	18,852,183	23,083,072
Due to other governmental units	-	-	-	-	-	42,962	42,962
Bonds Payable	104	-	-	-	104	-	104
Capital Leases	151,357	-	-	-	151,357	-	151,357
Advances from other funds	-	-	-	-	-	1,547,500	1,547,500
Unearned revenue	200,808	-	-	-	200,808	850,424	1,051,232
Total liabilities	<u>26,084,762</u>	<u>2,703,451</u>	<u>9,171,361</u>	<u>178,403</u>	<u>38,137,977</u>	<u>64,099,746</u>	<u>102,237,723</u>
DEFERRED INFLOWS OF RESOURCES							
Unavailable revenues - property taxes	1,786,467,249	-	-	-	1,786,467,249	205,896,236	1,992,363,485
Unavailable revenues - other	8,112,177	-	-	-	8,112,177	455,402	8,567,579
Total deferred inflows of resources	<u>1,794,579,426</u>	<u>-</u>	<u>-</u>	<u>-</u>	<u>1,794,579,426</u>	<u>206,351,638</u>	<u>2,000,931,064</u>
FUND BALANCES							
Nonspendable	2,431,397	-	-	-	2,431,397	1,407,500	3,838,897
Restricted	1,615,449	-	314,698,765	45,179,768	361,493,982	407,246,033	768,740,015
Committed	-	-	-	-	-	79,519,476	79,519,476
Assigned	114,067,100	-	-	-	114,067,100	-	114,067,100
Unassigned	85,759,758	191,635,448	-	-	277,395,206	(69,288,059)**	208,107,147
Total fund balances	<u>203,873,704</u>	<u>191,635,448</u>	<u>314,698,765</u>	<u>45,179,768</u>	<u>755,387,685</u>	<u>418,884,950</u>	<u>1,174,272,635</u>
Total liabilities, deferred inflows of resources, and fund balances	<u>\$ 2,024,537,892</u>	<u>\$ 194,338,899</u>	<u>\$ 323,870,126</u>	<u>\$ 45,358,171</u>	<u>\$ 2,588,105,088</u>	<u>\$ 689,336,334</u>	<u>\$ 3,277,441,422</u>

** Negative unassigned fund balance occurs when expenditures are made in anticipation of budgeted revenues.

HARRIS COUNTY, TEXAS
STATEMENT OF NET POSITION
PROPRIETARY FUNDS
NOVEMBER 30, 2019

	Enterprise Funds			Internal Service Funds
	Toll Road	Nonmajor Enterprise Funds	Total	
ASSETS				
Current assets:				
Cash and cash equivalents	\$ 371,689,891	\$ 30,599,596	\$ 402,289,487	\$ 164,935,459
Investments	988,113,315	-	988,113,315	11,957,444
Receivables, net	51,794	2,723,169	2,774,963	3,728,901
Due from other funds	2,671,851	-	2,671,851	797,969
Other receivables	59,974,226	-	59,974,226	4,016,381
Prepays and other assets	136,490	-	136,490	898,858
Inventories	5,208,974	-	5,208,974	2,378,510
Restricted cash and cash equivalents	22,831,353	-	22,831,353	-
Restricted investments	327,073,162	-	327,073,162	-
Total current assets	<u>1,777,751,056</u>	<u>33,322,765</u>	<u>1,811,073,821</u>	<u>188,713,522</u>
Noncurrent assets:				
Notes receivable	37,906	-	37,906	-
Investments, held as collateral by others	26,000,000 *	-	26,000,000	-
Capital assets:				
Land and construction in progress	1,691,824,507	3,963,598	1,695,788,105	259,000
Intangible asset	182,495,000	-	182,495,000	-
Other capital assets, net of depreciation	1,092,282,791	14,433,461	1,106,716,252	24,302,879
Total noncurrent assets	<u>2,992,640,204</u>	<u>18,397,059</u>	<u>3,011,037,263</u>	<u>24,561,879</u>
Total assets	<u>4,770,391,260</u>	<u>51,719,824</u>	<u>4,822,111,084</u>	<u>213,275,401</u>
DEFERRED OUTFLOWS OF RESOURCES				
Deferred charge on refunding	63,642,503	-	63,642,503	-
Accumulated decrease in fair value of hedging derivatives	35,740,173	-	35,740,173	-
Total deferred outflows of resources	<u>99,382,676</u>	<u>-</u>	<u>99,382,676</u>	<u>-</u>
LIABILITIES				
Current liabilities:				
Vouchers payable	80,063,476	75,953	80,139,429	13,295,296
Retainage payable	36,500,891	-	36,500,891	-
Customer deposits and other	159,911	-	159,911	-
Due to other funds	3,003,870	35,459	3,039,329	505,404
Estimated outstanding claims	-	-	-	16,787,527
Incurred but not reported claims	-	-	-	44,133,887
Unearned revenue	80,282,856	2,861,191	83,144,047	171,369
Current portion of long-term liabilities	24,318,660	-	24,318,660	-
Total current liabilities	<u>224,329,664</u>	<u>2,972,603</u>	<u>227,302,267</u>	<u>74,893,483</u>
Noncurrent liabilities:				
Noncurrent portion of long-term liabilities	2,248,918,944	-	2,248,918,944	-
Commercial Paper Payable	157,305,000	-	157,305,000	-
Total noncurrent liabilities	<u>2,406,223,944</u>	<u>-</u>	<u>2,406,223,944</u>	<u>-</u>
Total liabilities	<u>2,630,553,608</u>	<u>2,972,603</u>	<u>2,633,526,211</u>	<u>74,893,483</u>
DEFERRED INFLOWS OF RESOURCES				
Accumulated decrease in fair value of hedging derivatives	34,564,757	-	34,564,757	-
Total deferred inflows of resources	<u>34,564,757</u>	<u>-</u>	<u>34,564,757</u>	<u>-</u>
NET POSITION				
Net investment in capital assets	5,749,948,608	18,397,059	5,768,345,667	24,561,879
Restricted for:				
Capital projects	5,208,974	-	5,208,974	-
Debt service	535,450,232	-	535,450,232	-
Toll road	(4,085,952,243)	-	(4,085,952,243)	-
Unrestricted	-	30,350,162	30,350,162	113,820,039
Total net position	<u>\$ 2,204,655,571</u>	<u>\$ 48,747,221</u>	<u>\$ 2,253,402,792</u>	<u>\$ 138,381,918</u>

* The County has pledged \$14.0M to Citibank and \$12.0M to JP Morgan from two FNMA notes with a combined par value of \$30.0M, under the terms of the swap agreements related to the Senior Lien Revenue Refunding 2007B bonds. (see page 41 for additional details).

