

Monthly Report  
Of The  
Harris County Treasurer  
For the Month Ended  
March, 2018



**Orlando Sanchez**  
**County Treasurer**

---



***HARRIS COUNTY***

***Treasurer's Office***

***MONTHLY REPORT***

***MARCH 2018***

---



## **Table of Contents**

**March 13, 2018**

<b>Detail of Changes in County Funds – Amegy Bank</b>	<b>1</b>
<b>Detail of Changes in County Funds – Cadence Bank</b>	<b>2</b>
<b>Monthly Electronic Transfer Report</b>	<b>9</b>
<b>Juror Donations</b>	<b>10</b>
<b>Collected Return Items</b>	<b>11</b>
<b>Percentage of Return Items</b>	<b>12</b>
<b>Debts Due To and Owed by the County</b>	<b>13</b>

**DETAIL OF CHANGES IN COUNTY FUNDS UNAUDITED AND UNRECONCILED AS OF MAR 31 2010**

**(PROOF OF CASH AT AMEGY BANK)**

Account #	Account Name	Beginning Balances	Receipts Interest	Disbursements	ACH/Wire Disbursements	Outstanding Checks Beginning	Outstanding Checks Ending	ZBA Adjustments	ZBA Adjustments	Ending Balance
7708043	Fee Officer (Outstanding Checks)		+	-	-		-	+	-	-12,281,599.57
7708050	Harris County Jury Fund (Outstanding Checks)	\$8,238.00		\$4,602.00			\$2,422.00	\$178.00		\$3,914.00
7708267	HC Community Supervision (Outstanding Checks)						\$625.50			-\$625.50
7708029	General Concentration	\$53,727.97			\$105,580.38					\$195,300.00
7798029	General Concentration (MF)	\$0.00								\$0.00
7709037	Harris County Toll Road Revenue	\$ (60.00)	\$80.00							\$0.00
	<b>Total Harris County</b>	<u>\$52,066.97</u>	<u>\$157,152.41</u>	<u>\$4,602.00</u>	<u>\$105,580.38</u>	<u>\$0.00</u>	<u>\$2,284,517.07</u>	<u>\$178.00</u>	<u>\$0.00</u>	<u>-\$2,175,403.07</u>
	<b>HARRIS COUNTY FLOOD</b>									
	<b>Total Flood Control</b>	<u>\$0.00</u>	<u>\$0.00</u>	<u>\$0.00</u>	<u>\$0.00</u>	<u>\$0.00</u>	<u>\$0.00</u>	<u>\$0.00</u>	<u>\$0.00</u>	<u>\$0.00</u>
	<b>Total Amegy Bank</b>	<u>\$62,066.97</u>	<u>\$157,152.41</u>	<u>\$4,602.00</u>	<u>\$105,580.38</u>	<u>\$0.00</u>	<u>\$2,284,517.07</u>	<u>\$178.00</u>	<u>\$0.00</u>	<u>-\$2,175,403.07</u>

**DETAIL OF CHANGES IN COUNTY FUNDS UNAUDITED AND UNRECONCILED AS OF MARCH 2010**

**(PROOF OF CASH AT CADENCE BANK)**

Account #	Account Name	Beginning Balances	Deposits/Credits	Disbursements	ACH/Wire Disbursements	Outstanding Checks Beginning	Outstanding Checks Ending	MMF Purchases	MMF Sales	Ending Balance
420003159	General Disbursement (Funds Swept to General Concentration Acct.)		+	-	-		-	+	-	-\$28,066,096.33
				443,965,940.41	889,895,383.00	\$28,096,096.33	\$133,061,323.41			
420004046	Juvenile Probation Board (Funds Swept to General Concentration Acct.)	\$750,086.26	\$8,459,063.69		\$2,417,534.69			\$1,495,953.70	\$7,534,476.79	\$750,092.30
420004046	Juvenile Probation Board (CM) (Funds Swept to General Concentration Acct.)	\$2,704,266.98		\$197,859.83	\$9,754,159.56		\$14,655.58	\$9,952,017.38		-\$14,655.58
4200018036	Payroll (Funds Swept to General Concentration Acct.)			\$25,483.22	\$55,882,569.72		\$39,730.15	\$55,898,062.94		-\$39,730.15
4200028043	Fee Officer (Funds Swept to General Concentration Acct.)			\$8,026,588.84	\$9,077.60		\$5,508,197.18	\$8,035,676.34		-\$5,508,197.18
4200028050	Harris County Jury Fund (Funds Swept to General Concentration Acct.)			\$175,101.00	\$8.90		\$230,142.00	\$176,109.90		-\$230,142.00
4200018267	HC Community Supervision (Funds Swept to General Concentration Acct.)	\$500,057.38	\$16,699,128.48		\$9,043,859.88			\$7,104,348.10	\$14,759,811.36	\$500,053.66
4200018267	HC Community Supervision (CM) (Funds Swept to General Concentration Acct.)	\$5,316,684.26		\$1,306,192.64	\$22,484,281.92		\$17,006.41	\$23,803,474.56		-\$17,006.41
4200038679	HC Payroll Special Disb (Funds Swept to General Concentration Acct.)			\$255,050.07	\$537,814.69		\$5,417.02	\$782,864.76		-\$5,417.02
4200008029	General Concentration (Funds Swept to General Concentration Acct.)	\$26,002,716.26	\$182,029,943.58		\$294,172,682.95			\$207,989,043.10	\$95,845,734.90	\$25,003,065.19
4200008029	General Concentration (CM)	\$274,633,229.03						\$95,845,734.90	\$207,989,043.10	\$162,478,920.83
4200023734	HC Sheriff Federal Forfeited Assets (Funds Swept to General Concentration Acct.)	\$250,027.45			-\$3.26				\$3,332.00	\$250,031.65
4200023734	HC Sheriff Federal Forfeited Assets (CM)	\$93,277.23						\$3,332.00		\$96,609.23
4200063438	HC Fire Marshal State Forfeited Assets	\$287.12	\$0.04							\$287.16
4200053439	HC Fire Marshal State Forfeited Assets Chp. 18	\$63,274.07	\$7,047.06							\$70,321.13
4200014035	Harris County Juvenile Supervision Fees	\$396,155.25	\$17,970.09		\$3,907.00					\$220,218.34
4200014621	Harris County Tx Perm Imprvr Ref Bds Ser 2017A-COI	\$1,603.07	\$0.20							\$1,603.27



**DETAIL OF CHANGES IN COUNTY FUNDS UNAUDITED AND UNRECONCILED AS OF MARCH 2010**

**(PROOF OF CASH AT CADENCE BANK)**

Account #	Account Name	Beginning Balances	Deposits/Credits	Disbursements	ACH/Wire Disbursements	Outstanding Checks Beginning	Outstanding Checks Ending	MMF Purchases	MMF Sales	Ending Balance
4200098421	District Attorney State Forfeited	\$500,056.78	\$132,335.38		\$17,740.74			\$23,056.99	\$137,644.80	\$500,062.52
4296848421	District Attorney State Forfeited (CM)	\$5,959,921.49						\$137,644.80	\$23,056.99	\$6,074,509.40
4200078428	District Attorney Hol Checks Fees	\$250,028.77	\$3,082.77		\$555.41			\$1,318.37	\$3,820.65	\$250,031.25
429678428	District Attorney Hol Checks Fees(CM)	\$791,121.34						\$3,820.65	\$1,318.37	\$793,625.62
4200084435	District Attorney Gambling Proceeds	\$250,029.63	\$37,497.82		\$915.20			\$2,136.55	\$38,716.10	\$250,031.70
4296848435	District Attorney Gambling Proceeds (CM)	\$1,279,390.23						\$38,716.10	\$2,136.55	\$1,315,969.78
4200098442	Constables Federal Forfeited	\$65,439.81		\$8.34						\$65,448.15
420008443	Constable (Pct 2) Fed Forfeited Assis US Treas	\$10.85								\$10.85
4200078444	Constable (Pct 4) Fed Forfeited Assis US Treas	\$4,728.62	\$0.60							\$4,729.22
420008445	Constable (Pct 5) Fed Forfeited Assis Us Treas	\$981.07	\$0.12							\$981.19
420008446	Constable (Pct. 1) State Forfeited Assets - CH 18	\$671,646.76	\$15,270.18		\$1,088.40					\$696,028.54
4200048447	Constable (Pct. 3) State Forfeited Assets - CH 18	\$74,278.55	\$9.46							\$74,288.01
4200038445	Constable (Pct. 5) State Forfeited Assies - Chpt 18	\$51,466.58	\$6.56							\$51,473.14
4200078449	Constables (Pct 1) Forfeited US Justice	\$41,828.31	\$5.33							\$41,833.64
420008450	Constable (Pct 2) Fed Forfeited Assets US Justice	\$62.43	\$0.01							\$62.44
4200078451	Constable (Pct 4) Forfeited US Justice	\$63,516.64	\$8.09							\$63,524.73
420008452	Constable (Pct 5) Fed Forfeited Assets US Justice	\$680.13	\$0.98							\$680.22
4200048454	Constable (Pct 3) Fed Forfeited Assis US Justice	\$14,163.08	\$1.93		\$2,400.00					\$11,764.71
4200038455	Constable (Pct 2) State Forfeited Assets Chp 18	\$23,886.34	\$3.04							\$23,889.38
4200028456	Constables State (Pct 1) State Forfeited Chp 59	\$210,224.98	\$9,072.38		\$20.00					\$219,277.36





**DETAIL OF CHANGES IN COUNTY FUNDS UNAUDITED AND UNRECONCILED AS OF MARCH 2010**

**(PROOF OF CASH AT CADENCE BANK)**

Account #	Account Name	Beginning Balances	Deposits/Credits	Disbursements	ACH/Wire Disbursements	Outstanding Checks Beginning	Outstanding Checks Ending	MMF Purchases	MMF Sales	Ending Balance
4200078691	HC Tx & Sub Lien Rev Rel Bds Ser 2009C DIS	\$6,923.03	\$3,182,327.80							\$3,189,250.83
4200036695	HC Toll St. Lien Rev Bds Ser 2009C Construct	\$167,298.93	\$18,577		\$36,758.59					\$130,558.91
4200018721	HC Dist. Atty. Hol. Checks Fees	\$299,936.13	\$38,211							\$338,147.14
4200028738	HC Fee Officer Cash Bond	\$2,903,294.18	\$339,632.19		\$318,015.09					\$3,024,771.28
4200048777	HC Obligation & Rev Series 2002 DIS	\$11,581,114.96	\$2,247,706.16							\$13,828,821.14
4200048785	Metro General Mobility Program	\$2,509,287.67	\$318.48		\$6,005,078.02			\$6,033,785.42	\$28,995.07	\$2,509,318.48
429648785	Metro General Mobility Program (GM)	\$8,795,776.94						\$28,995.07	\$6,033,785.42	\$2,790,986.59
4200048901	Harris County Constitutional Debt Service Funds	\$155,722,101.03	\$3,505,101.48		\$9,820,000.00					\$149,407,202.51
4200088864	HC Go and Rev Certificate Oblig Ser 2002 Construction	\$12,028,872.64	\$1,532.19							\$12,028,404.63
4200068870	HC Tx Rd Debt Service Funds	\$86,476,249.29	\$1,910,891.67							\$88,387,140.96
4200068990	HC Commercial Paper Series A-1	\$8,284,180.09	\$2,103,438.49		\$7,902,925.62					\$484,682.96
4200058991	HC Commercial Paper Series B	-\$185,066.74	\$417,329.12		\$214,933.28					\$17,329.12
4200048992	HC Commercial Paper Series C	-\$1,193,258.32	\$2,525,015.67		\$504,305.71					\$827,450.64
4200038993	HC Gen Oblig Comm Paper Series D	\$20,457,777.48	\$11,939,434.35		\$24,889,203.83					\$7,509,008.00
4200088998	HC Tax & Sub Lien Rev Rel Bonds Ser 2012A DIS	\$4,474.44	\$3,917,293.48		\$1,960,375.00					\$1,961,982.92
4200078899	HC Perm Improv and Ref Bond Ser 2015A Project	\$10,627.87	\$1,35							\$10,629.32
4200018945	HC Unlimited Tax Ref - Project Fund	\$2,485,883.65	\$312.17		\$30,036.40					\$2,436,139.42
4200039016	HCTRA Mastercard/Visa	\$0.00								\$0.00
4200049037	HCTRA Revenue Account	\$5,000,566.23	\$279,798,181.50		\$38,048,938.32			\$20,353,162.11	\$282,102,345.25	\$5,000,626.27



(PROOF OF CASH AT CADENCE BANK)

Account #	Account Name	Beginning Balances	Deposits/Credits	Disbursements	ACH/Wire Disbursements	Outstanding Checks Beginning	Outstanding Checks Ending	MMF Purchases	MMF Sales	Ending Balance
4200090399	HCFC Tax Ref Bonds, Ser 2008A D/S	\$7,990.24	\$2,401,099.82							\$2,409,070.06
4200060434	HCFC Tax Ref Bonds, Ser 2008C Debt Service	\$1,478.69	\$2,442,090.51							\$2,443,568.20
4200010439	HCFC Debt Service Funds	\$4,103,595.12	\$94,200.66							\$4,197,795.78
4200080440	HCFC - Tax Ref Bonds Taxable Investment	\$1,322.75	\$378,014.15							\$379,336.90
4200060442	HCFC - District Contract Tax Ref Bd. 2014A - DS	\$398.04	\$1,459,053.93							\$1,459,649.97
4200030445	HCFC - District Contract Tax Ref Bd Ser 2015B - DS	\$978.95	\$701,028.04							\$701,904.99
4200014613	HCFC - District Contract Tax Ref Bd Ser 2017A - COI	\$5,924.45	\$0.75							\$5,925.20
4200014647	HCFC- District Contract Tax Ref Bd Ser 2017A-D/S	\$4,239.96	\$2,442,090.88							\$2,446,330.84
	<b>Total Flood Control</b>	<u>\$85,745,373.14</u>	<u>\$32,804,898.92</u>	<u>\$4,056,310.71</u>	<u>\$54,303,420.64</u>	<u>\$0.00</u>	<u>\$2,383,786.38</u>	<u>\$74,290,623.74</u>	<u>\$82,700,164.74</u>	<u>\$39,217,211.35</u>
	<b>Total Cadence Bank</b>	<u>\$903,269,677.83</u>	<u>\$575,147,984.03</u>	<u>\$58,011,545.72</u>	<u>\$638,513,639.11</u>	<u>\$0.00</u>	<u>\$38,244,031.03</u>	<u>\$934,812,422.41</u>	<u>\$890,893,434.11</u>	<u>\$626,200,582.95</u>

# MONTHLY ELECTRONIC ACTIVITY REPORT

## MARCH 1-29, 2018

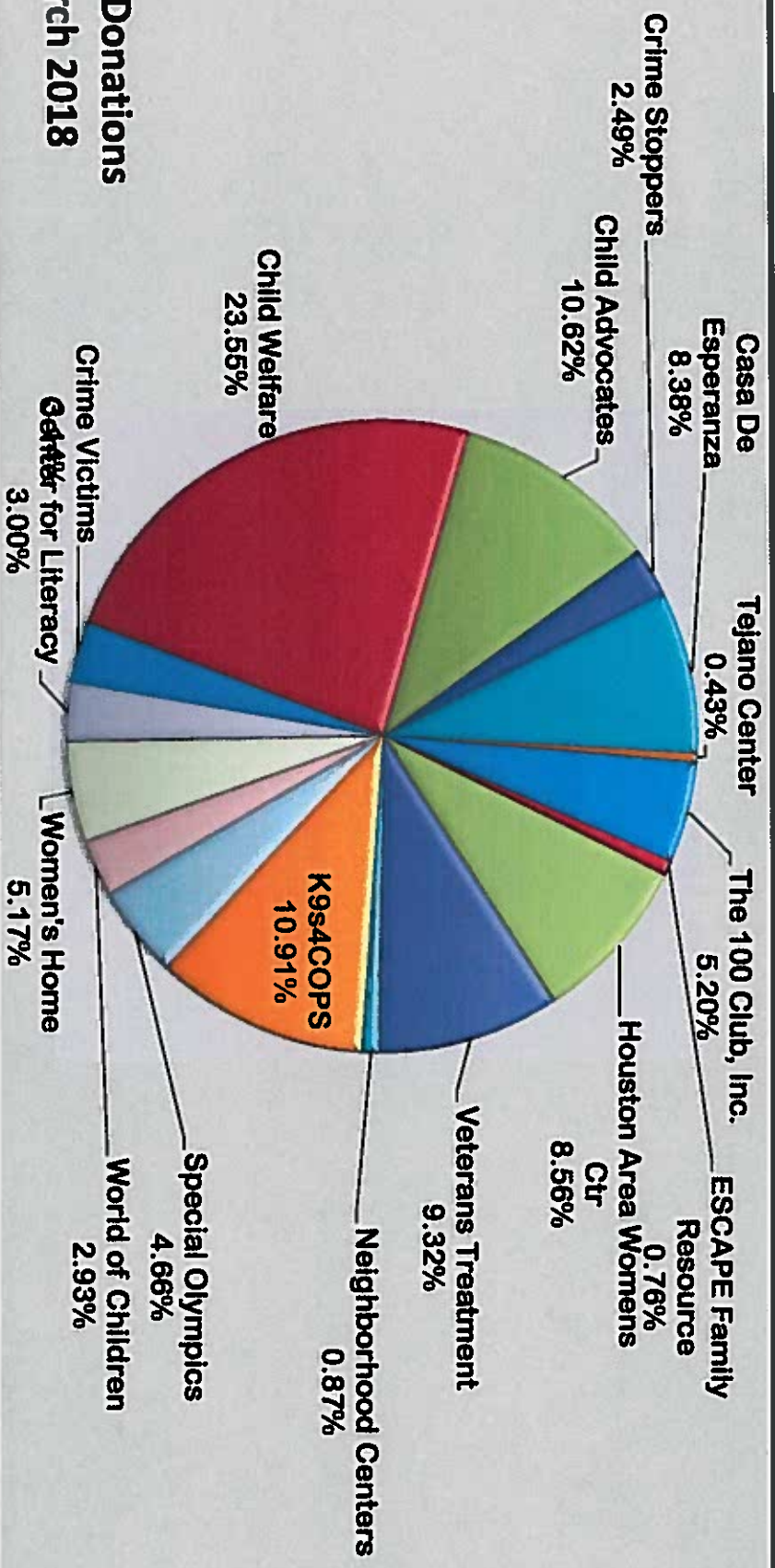
DATE	EFT/COUNTY	AMOUNT	EFT PORT	AMOUNT	ACH PORT	AMOUNT	ACH COUNTY	AMOUNT	ACH TAX	AMOUNT	EFTS CSCD FLOOD COUNTY	AMOUNT	EFTS/PORT	AMOUNT
3/1/2018														
3/1/2018	9	\$195,580.23	3	\$5,066,098.51										
3/2/2018	12	\$1,794,130.28			4	\$718,027.40								
3/5/2018	3	\$46,168.82	1	\$10,000,000.00										
3/6/2018	3	\$42,007.32	1	\$825,041.44										
3/7/2018	20	\$10,944,731.28	1	\$5,002,000.00										
3/8/2018	5	\$4,267,493.30	3	\$30,074.32	5	\$713,722.98								
3/9/2018	9	\$2,306,574.34					4	\$2,395,286.83						
3/12/2018	1	\$18,782.00												
3/13/2018	3	\$819,928.92	3	\$1,414,520.10										
3/14/2018	9	\$555,646.85	1	\$500,000.00	4	\$1,587,998.87	7	\$6,812.71	98	\$1,246,921.95				
3/15/2018	4	\$2,445,208.72	1	\$1,285,020.58	5	\$1,717,107.17			171	\$74,403,799.77				
3/16/2018	10	\$800,898.10			2	\$52,727.70	125	\$27,233,267.70						
3/19/2018	3	\$234,821.13			2	\$1,387.22								
3/20/2018	5	\$490,987.29	1	\$513,422.18										
3/21/2018	3	\$193,006.00	2	\$5,280,250.00							156	\$18,619,879.28		
3/22/2018	3	\$2,880,557.72	1	\$507,000.00	4	\$94,951.74								
3/23/2018	12	\$14,918,048.10	1	\$480,000.00			4	\$2,108,241.55						
3/26/2018	9	\$151,719.09									3	\$9,480,893.83	2	\$478,305.18
3/27/2018	3	\$1,944,827.24	2	\$1,887,583.10										
3/28/2018	16	\$22,431,381.57	2	\$16,523,205.47	3	\$1,078,121.00	6	\$6,801.92	119	\$5,082,904.48				
3/29/2018	3	\$34,477.97			2	\$117,164.18			2	\$29,881.06				
3/30/2018														

TOTAL 145 \$67,105,524.85 23 \$49,134,215.70 31 \$6,091,188.26 146 \$31,751,420.51 546 \$123,651,758.69 6 \$18,968,553.40 6 \$1,625,051.71

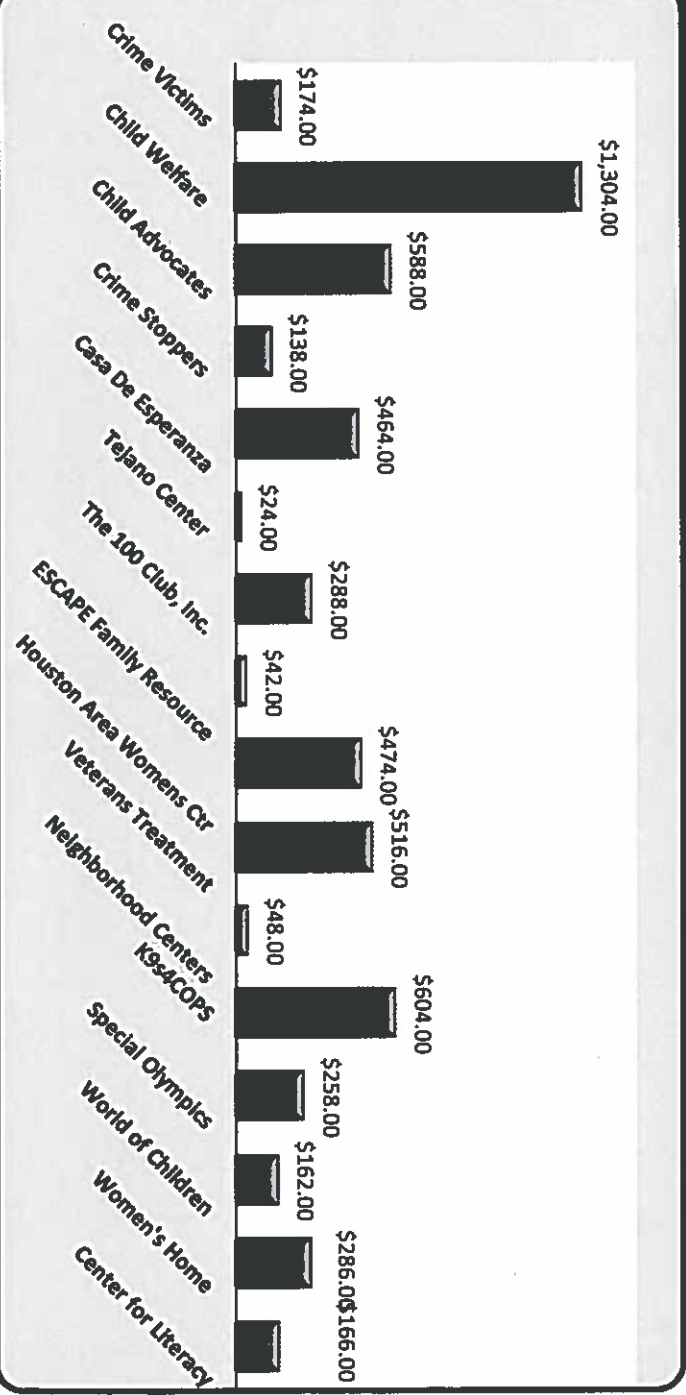
GRAND TOTAL	ITEMS 903	DOLLAR AMT. \$298,327,613.12
***	Bank and County Holiday	
**	Bank Holiday	


\*\*\* Bank and County Holiday  
\*\* Bank Holiday

# Juror Donations March 2018




Crime Victims	\$	174.00
Child Welfare	\$	1,304.00
Child Advocates	\$	588.00
Crime Stoppers	\$	138.00
Casa De Esperanza	\$	464.00
Tejano Center	\$	24.00
The 100 Club, Inc.	\$	288.00
ESCAPE Family Resource	\$	42.00
Houston Area Womens Ctr	\$	474.00
Veterans Treatment	\$	516.00
Neighborhood Centers	\$	48.00
K9s4COPS	\$	604.00
Special Olympics	\$	288.00
World of Children	\$	162.00
Women's Home	\$	286.00
Center for Literacy	\$	166.00
<b>Total</b>	<b>\$</b>	<b>5,536.00</b>



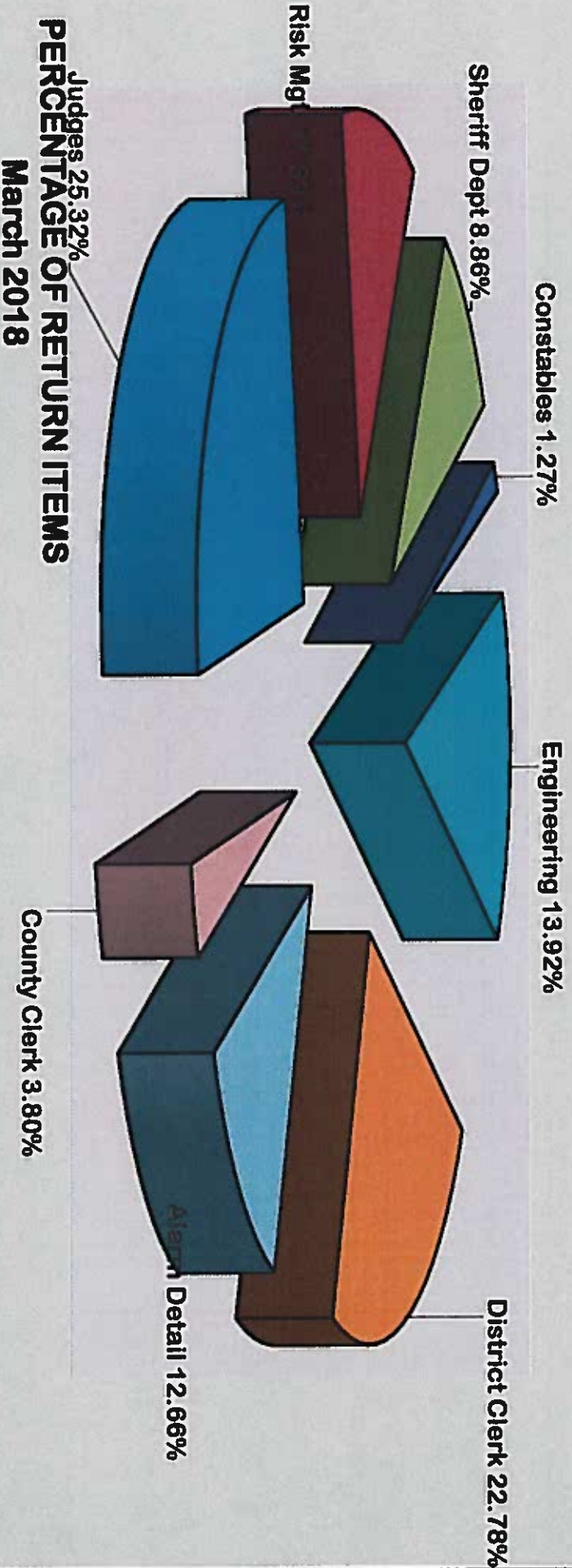


## Collections for March 2018

Risk Management	\$	1,937.18
Judges	\$	407.00
<b>Total</b>	<b>\$</b>	<b>2,344.18</b>

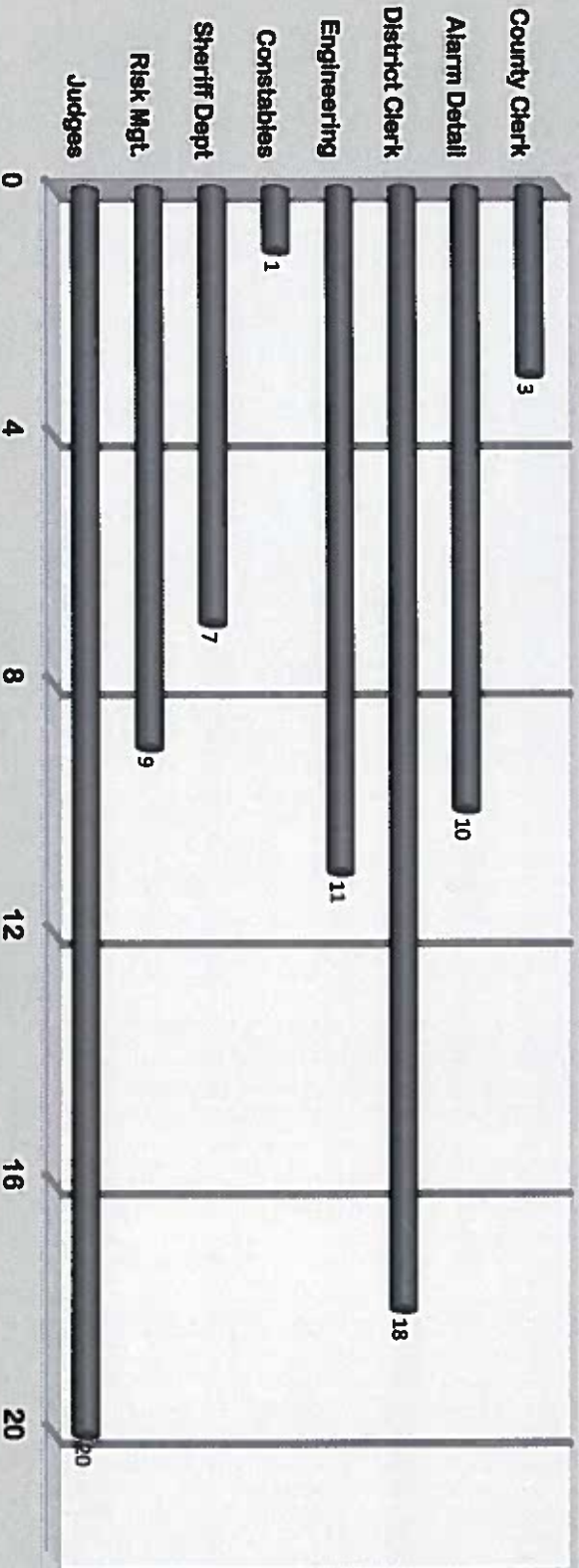






Judges	20
Risk Mgt.	9
Sheriff Dept	7
Constables	1
Engineering	11
District Clerk	18
Alarm Detail	10
County Clerk	3
<b>TOTAL</b>	<b>79</b>

### Number of Returns Items by Department





**The attached Fund Financial Statements and Schedule of Debt detail the debts due to and owed by the County. These schedules are excerpts from the Auditor's Monthly Financial Statements.**



**HARRIS COUNTY, TEXAS**  
**STATEMENT OF NET POSITION**  
**PROPRIETARY FUNDS**  
**March 31, 2018**

	Enterprise Funds		Internal Service Funds	
	Toll Road	Nonmajor Enterprise Funds		Total
<b>ASSETS</b>				
Current assets:				
Cash and cash equivalents	\$ 740,384,295	\$ 24,442,664	\$ 764,826,959	\$ 90,325,747
Investments	732,625,175	-	732,625,175	11,875,707
Receivables, net	47,419,856	1,533,730	48,953,586	6,159,439
Other receivables	78,651,909	-	78,651,909	3,167,859
Due from other funds	-	-	-	299,357
Prepays and other assets	202,184	-	202,184	899,974
Inventories	6,119,936	-	6,119,936	3,165,669
Restricted cash and cash equivalents	28,302,130	-	28,302,130	-
Restricted investments	224,588,571	-	224,588,571	-
Total current assets	<u>1,858,294,056</u>	<u>25,976,394</u>	<u>1,884,270,450</u>	<u>115,893,752</u>
Noncurrent assets:				
Notes receivable	56,518	-	56,518	-
Investments, held as collateral by others	10,279,000 *	-	10,279,000	-
Capital assets:				
Land and construction in progress	1,048,865,208	3,963,598	1,052,828,806	259,000
Intangible asset	199,428,750	-	199,428,750	-
Other capital assets, net of depreciation	1,218,774,357	14,019,591	1,232,793,948	23,876,503
Total noncurrent assets	<u>2,477,403,833</u>	<u>17,983,189</u>	<u>2,495,387,022</u>	<u>24,135,503</u>
Total assets	<u>4,335,697,889</u>	<u>43,959,583</u>	<u>4,379,657,472</u>	<u>140,029,255</u>
<b>DEFERRED OUTFLOWS OF RESOURCES</b>				
Deferred charge on refunding	70,982,761	-	70,982,761	-
Accumulated decrease in fair value of hedging derivatives	44,684,613	-	44,684,613	-
Total deferred outflows of resources	<u>115,667,374</u>	<u>-</u>	<u>115,667,374</u>	<u>-</u>
<b>LIABILITIES</b>				
Current liabilities:				
Vouchers payable	53,454,804	111,731	53,566,535	512,813
Retainage payable	15,499,737	-	15,499,737	-
Customer deposits and other	195,853	-	195,853	-
Due to other funds	2,980	33,668	36,648	273,075
Estimated outstanding claims	-	-	-	14,383,549
Incurred but not reported claims	-	-	-	37,254,245
Due to other units	268,648	-	268,648	-
Uncarned revenue	69,518,630	2,719,607	72,238,237	131,533
Current portion of long-term liabilities	10,815,753	-	10,815,753	-
Total current liabilities	<u>149,756,405</u>	<u>2,865,006</u>	<u>152,621,411</u>	<u>52,555,215</u>
Noncurrent liabilities:				
Noncurrent portion of long-term liabilities	2,484,208,589	-	2,484,208,589	-
Commercial Paper Payable	28,565,000	-	28,565,000	-
Total noncurrent liabilities	<u>2,512,773,589</u>	<u>-</u>	<u>2,512,773,589</u>	<u>-</u>
Total liabilities	<u>2,662,529,994</u>	<u>2,865,006</u>	<u>2,665,395,000</u>	<u>52,555,215</u>
<b>DEFERRED INFLOWS OF RESOURCES</b>				
Accumulated decrease in fair value of hedging derivatives	50,960,815	-	50,960,815	-
Total deferred inflows of resources	<u>50,960,815</u>	<u>-</u>	<u>50,960,815</u>	<u>-</u>
<b>NET POSITION</b>				
Net investment in capital assets	33,147,152	17,983,189	51,130,341	24,135,503
Restricted for:				
Capital projects	6,119,936	-	6,119,936	-
Debt service	298,493,117	-	298,493,117	-
Toll road	1,400,114,249	-	1,400,114,249	-
Unrestricted	-	23,111,388	23,111,388	63,338,537
Total net position	<u>\$ 1,737,874,454</u>	<u>\$ 41,094,577</u>	<u>\$ 1,778,969,031</u>	<u>\$ 87,474,040</u>

\* The County has pledged \$4.9 Million to Citibank and \$5.4 Million to JP Morgan from two FNMA notes with a combined par value of \$41 Million, under the terms of the swap agreements related to the Toll Road Authority 2012A&B bonds and a portion of the Senior Lien Revenue Refunding 2007B bonds. (see page 41 for additional details).

**HARRIS COUNTY, TEXAS  
BALANCE SHEET  
GOVERNMENTAL FUNDS  
MARCH 31, 2018**

	General Fund	Public Contingency Fund	Mobility Fund	General Debt Service Funds	Total General Fund Group	Nonmajor Governmental Funds	Total Governmental Funds
<b>ASSETS</b>							
Cash and investments:							
Cash and cash equivalents	\$ 1,083,299,800	\$ 30,202,926	\$ 271,740,592	\$ -	\$ 1,385,243,318	\$ 589,991,153	\$ 1,975,234,471
Investments	-	70,218,655	-	-	70,218,655	73,178,292	143,396,947
Receivables:							
Taxes, net	112,393,783	-	-	-	112,393,783	14,643,642	127,037,425
Accounts	5,998,148	-	262,111	-	6,260,259	36,137,631	42,397,890
Capital leases	219,300	-	-	-	219,300	-	219,300
Other	8,878,579	-	-	-	8,878,579	18,909,701	27,788,280
Due from other funds	119,731	14,864	4,750	-	139,345	652,122	791,467
Prepays and other assets	5,000	-	-	-	5,000	-	5,000
Inventory	2,487,143	-	-	-	2,487,143	-	2,487,143
Restricted cash and cash equivalents	-	-	-	241,631,610	241,631,610	102,413,165	344,044,775
Advances to other funds	140,000	-	-	-	140,000	-	140,000
Notes receivable	901,884	-	-	-	901,884	163,331	1,065,215
Total assets	<u>\$ 1,214,443,368</u>	<u>\$ 100,436,445</u>	<u>\$ 272,007,453</u>	<u>\$ 241,631,610</u>	<u>\$ 1,828,518,876</u>	<u>\$ 836,089,037</u>	<u>\$ 2,664,607,913</u>
<b>LIABILITIES</b>							
Vouchers payable	14,792,746	4,640,658	147,902	641,166	20,222,472	12,338,194	32,560,666
Retainage payable	389,365	1,020,937	4,111,339	-	5,521,641	13,218,176	18,739,817
Due to other funds	-	93,000	-	-	93,000	882,253	975,253
Due to other units	-	-	-	-	-	13,136	13,136
Bonds Payable	84	-	-	-	84	-	84
Capital Leases	130,365	-	-	-	130,365	-	130,365
Customer deposits	100,116	-	-	-	100,116	-	100,116
Unearned revenue	218,808	-	-	-	218,808	19,838,940	20,057,748
Total liabilities	<u>15,631,484</u>	<u>5,754,595</u>	<u>4,259,241</u>	<u>641,166</u>	<u>26,286,486</u>	<u>46,290,699</u>	<u>72,577,185</u>
<b>DEFERRED INFLOWS OF RESOURCES</b>							
Unavailable revenues - property taxes	112,393,783	-	-	-	112,393,783	14,643,642	127,037,425
Unavailable revenues - other	8,870,966	-	-	-	8,870,966	-	8,870,966
Total deferred inflows of resources	<u>121,264,749</u>	<u>-</u>	<u>-</u>	<u>-</u>	<u>121,264,749</u>	<u>14,643,642</u>	<u>135,908,391</u>
<b>FUND BALANCES</b>							
Nonspendable	2,627,143	-	-	-	2,627,143	557,500	3,184,643
Restricted	1,699,274	-	267,748,212	240,990,444	510,437,930	632,344,893	1,142,782,823
Committed	-	-	-	-	-	106,997,734	106,997,734
Assigned	131,153,004	-	-	-	131,153,004	-	131,153,004
Unassigned	942,067,714	94,681,850	-	-	1,036,749,564	35,254,569	1,072,004,133
Total fund balances	<u>1,077,547,135</u>	<u>94,681,850</u>	<u>267,748,212</u>	<u>240,990,444</u>	<u>1,680,967,641</u>	<u>775,154,696</u>	<u>2,456,122,337</u>
Total liabilities, deferred inflows of resources, and fund balances	<u>\$ 1,214,443,368</u>	<u>\$ 100,436,445</u>	<u>\$ 272,007,453</u>	<u>\$ 241,631,610</u>	<u>\$ 1,828,518,876</u>	<u>\$ 836,089,037</u>	<u>\$ 2,664,607,913</u>

**HARRIS COUNTY, TEXAS**  
**SCHEDULE OF DEBT - COMMERCIAL PAPER AND BONDED DEBT - ALL FUNDS**  
**March 31, 2018**

	<b>Stated Rate</b>	<b>Outstanding Balances</b>
<b>Toll Road Debt:</b>		
Toll Road Bonds	3.500 - 8.000	\$ 2,239,375,000
Unamortized Premium (Discount) Net		244,833,588
Accrued Interest		10,815,751
Commercial Paper Payable - Series E-1		18,665,000
Commercial Paper Payable - Series E-2		9,900,000
<b>Total Toll Road Bonds Payable and Commercial Paper</b>		<b>2,523,589,339</b>
<b>Flood Control Debt:</b>		
Flood Control Bonds	3.000 - 6.000	553,820,000
Unamortized Premiums		54,833,298
<b>Total Flood Control Bonds Payable and Commercial Paper</b>		<b>608,653,298</b>
<b>Other Bonds Payable:</b>		
Road Bonds	3.000 - 6.000	746,670,000
Permanent Improvement	3.000 - 6.000	783,385,000
General Obligation, Revenue Refunding 2002	5.000 - 5.860	28,849,370
Tax & Subordinate Lien, Revenue Refunding Bonds	4.000 - 5.000	179,025,000
Unamortized Premiums - Road		89,104,380
Unamortized Premiums - Permanent Improvement		75,029,055
Unamortized Premiums - General Obligation		21,503,262
Accrued Interest on Capital Appreciation Bonds - General Obligation		41,171,613
<b>Total Other Bonds Payable</b>		<b>1,964,737,680</b>
<b>Other Commercial Paper Payable:</b>		
Commercial Paper Payable - Series A-1		42,241,000
Commercial Paper Payable - Series B		5,405,000
Commercial Paper Payable - Series C		12,175,000
Commercial Paper Payable - Series D		44,766,000
<b>Total Other Commercial Paper Payable</b>		<b>104,587,000</b>
<b>Total Bonds Payable and Commercial Paper</b>		<b>5,201,567,317</b>
<b>Other Long-Term Liabilities:</b>		
Obligation Under Capital Lease		7,262,176
Loan Payable		17,640,024
OPEB Obligation		613,989,534
Net Pension Liability		306,046,823
Pollution Remediation Obligation		4,396,332
<b>Total Other Long-Term Liabilities</b>		<b>949,334,889</b>
<b>Total Debt</b>		<b>\$ 6,150,902,206</b>