

1001 Preston, Suite 652
Houston, Texas 77002-1816



(832) 927-6865
Fax: (832) 927-0056
treasurer.info@itc.hctx.net

DYLAN OSBORNE
HARRIS COUNTY TREASURER

August 13, 2019

Vote of the Court:

County Judge Hidalgo,
Commissioners Cagle, Ellis,
Garcia, and Radack

	Yes	No	Abstain
Judge Hidalgo	<input type="checkbox"/>	<input type="checkbox"/>	<input type="checkbox"/>
Comm. Ellis	<input type="checkbox"/>	<input type="checkbox"/>	<input type="checkbox"/>
Comm. A. Garcia	<input type="checkbox"/>	<input type="checkbox"/>	<input type="checkbox"/>
Comm. Radack	<input type="checkbox"/>	<input type="checkbox"/>	<input type="checkbox"/>
Comm. Cagle	<input type="checkbox"/>	<input type="checkbox"/>	<input type="checkbox"/>

Honorable Members of the Court:

Transmittal of the County Treasurer's Report to Commissioners Court of monies received and disbursed for the month ending June 30, 2019 as required by the Local Government Code 114.026.

In accordance with State Law, the books, and accounts of the County Treasurer are available to the Commissioners Court for inspection and examination, as desired.

This Report is also filed with the County Auditor.

Sincerely,

Dylan Osborne
Harris County Treasurer

HARRIS COUNTY
BUDGET MANAGEMENT
DEPARTMENT
19 AUG - 6 AM 11: 19

Presented to Commissioners Court

AUG 13 2019
APPROVE ELG
Recorded Vol ___ Page ___



HARRIS COUNTY

Treasurer's Office

MONTHLY REPORT

JUNE 2019

Monthly Report
Of The
Harris County Treasurer
For the Month Ended
June, 2019



Dylan Osborne
County Treasurer

TABLE OF CONTENTS
8/13/2019

Detail of Changes in County Funds	1-7
Monthly Electronic Transfer Report	8
Juror Donations	9
Collected Return Items	10
Percentage of Return Items	11
Auditor's Monthly Financial Statements	12-15

DETAIL OF CHANGES IN COUNTY FUNDS UNAUDITED AND UNRECONCILED AS OF JUNE 2019

(PROOF OF CASH AT CADENCE BANK)

Account #	Account Name	Beginning Balances	Deposits/Credits	Disbursements	ACH/Wire Disbursements	Outstanding Checks Beginning	Outstanding Checks Ending	MMF Purchases	MMF Sales	Ending Balance
4200024489	HC Gen Obligation Comm Paper Series D-3	\$9,569.57	\$4.84	\$1.35						\$9,573.06
4200045369	Affordable Housing Funds	\$1.77	\$0.00	\$0.00						\$1.77
4200025395	Care for Elders Program	\$20,872.79	\$12.51	\$1,282.20						\$19,603.10
4200017487	HC Toll St. Lien Revenue & Refund Bonds 2018A	\$1,000,212.33	\$20,449,312.48	\$20,449,113.84						\$1,000,410.97
	HC Toll St. Lien Rev 2018A Construction									\$0.00
4200068015	HC Gen Oblig Comm Paper	\$82,191,714.56	\$342,437.13	\$77,083,269.16						\$5,450,882.55
4200068031	HC Unlimited Rd \$Ref Ser 2006B-Project Fund	\$5,186.57	\$635,071.57	\$685,048.11						\$55,210.03
4200058032	HC Tx Holdemeth Rd Pipeline Relocation Cost Share	\$6.96	\$0.00	\$6.96						\$0.00
4200068064	HC Worker's Comp	\$500,105.91	\$3,257,502.80	\$249,803.85				\$275,343.74	\$3,282,943.39	\$500,205.21
429668064	HC Worker's Comp- CM	\$8,460,737.07						\$3,282,943.39	\$275,343.74	\$11,468,336.72
4200048082	HC Public Improvement Contingency	\$13,260,885.31	\$5,711,423.42	\$1,609,072.73				\$1,607,999.64	\$3,965,183.11	\$15,008,052.53
429648082	HC Public Improvement Contingency (CM)	\$0.00						\$3,965,183.11	\$1,607,999.64	\$2,357,183.47
4200058099	HC Metro Street Improvement	\$250,053.08	\$155.82	\$20,987.49				\$27,053.72	\$6,182.39	\$250,102.74
429658099	HC Metro Street Improvement (CM)	\$3,845,241.15						\$6,182.39	\$27,053.72	\$3,824,379.82
4200048330	HC VISA/Mastercard Pilot Program	\$0.00	\$6,525,333.52	\$6,525,333.52						\$0.00
4200078402	HC Attorney SPU Fund State	\$182,115.47	\$113.05	\$1,953.69				\$0.00	\$0.00	\$180,274.83
429678402	HC Attorney SPU Fund State (CM)	\$0.00						\$0.00	\$0.00	\$0.00
4200048405	HC Attorney SPU Fund	\$506,150.65	\$315.26	\$810.00						\$505,655.91
4200028407	District Attorney Federal Forfeited	\$90,471.78	\$56.40	\$0.00						\$90,528.18
4200038414	District Attorney Federal Forfeited US Justice	\$605,488.62	\$377.41	\$0.00						\$605,866.03
4200048421	District Attorney State Forfeited	\$500,103.95	\$28,852.82	\$5,843.37				\$21,195.72	\$44,104.03	\$500,205.09
429648421	District Attorney State Forfeited (CM)	\$8,004,320.89						\$44,104.03	\$21,195.72	\$8,027,228.20

DETAIL OF CHANGES IN COUNTY FUNDS UNAUDITED AND UNRECONCILED AS OF JUNE 2019

(PROOF OF CASH AT CADENCE BANK)

Account #	Account Name	Beginning Balances	Deposits/Credits	Disbursements	ACH/Wire Disbursements	Outstanding Checks		MMF Purchases	MMF Sales	Ending Balance
						Beginning	Ending			
			+	-	-	-	+			
4200078428	District Attorney Hot Checks Fees	\$250,053.08	\$3,498.64	\$18,029.61			\$18,456.38	\$3,875.75		\$250,102.74
429678428	District Attorney Hot Checks Fees(CM)	\$204,982.44					\$3,875.75	\$18,456.38		\$190,401.81
4200088435	District Attorney Gambling Proceeds	\$250,052.54	\$24,588.70	-\$3,348.62			\$0.00	\$27,887.46		\$250,102.40
429688435	District Attorney Gambling Proceeds (CM)	\$1,742,722.32					\$27,887.46	\$0.00		\$1,770,608.78
4200098442	Constables Federal Forfeited	\$2,529.03	\$1.58		\$0.00					\$2,530.61
4200088443	Constable (Pct 2) Fed Forfeited Asssts US Treas	\$10.65	\$0.00		\$0.00					\$10.65
4200078444	Constable (Pct 4) Fed Forfeited Asssts US Treas	\$4,740.65	\$2.95		\$0.00					\$4,743.60
4200068445	Constable (Pct 5) Fed Forfeited Asssts Us Treas	\$983.58	\$0.61		\$0.00					\$984.19
4200058446	Constable (Pct. 1) State Forfeited Assets - CH 18	\$442,336.42	\$12,957.95		\$19,193.15					\$436,101.22
4200048447	Constable (Pct. 3) State Forfeited Assets - CH 18	\$69,001.68	\$42.38		\$2,197.50					\$66,846.56
4200038448	Constable (Pct. 5) State Forfeited Assstles - Chpt 18	\$88,609.47	\$55.23		\$0.00					\$88,664.70
4200028449	Constables (Pct 1) Forfeited US Justice	\$164,813.27	\$102.73		\$0.00					\$164,916.00
4200088450	Constable (Pct 2) Fed Forfeited Assets US Justice	\$62.58	\$0.03		\$0.00					\$62.61
4200078451	Constable (Pct 4) Forfeited US Justice	\$63,678.41	\$39.70		\$0.00					\$63,718.11
4200068452	Constable (Pct. 5) Fed Forfeited Assets US Justice	\$681.84	\$0.42		\$0.00					\$682.26
4200048454	Constable (Pct. 3) Fed Forfeited Assets US Justice	\$0.66	\$0.00		\$0.00					\$0.66
4200038455	Constable (Pct. 2) State Forfeited Assets Chp. 18	\$23,947.17	\$14.92		\$0.00					\$23,962.09
4200028456	Constables State (Pct.1) State Forfeited Chp. 59	\$342,329.75	\$2,037.10		\$0.00					\$344,366.85
4200018457	Constable (Pct. 4) State Forfeited Assets - CH 18	\$605,969.24	\$24,578.63		\$0.00					\$630,547.87
4200008458	Constable (Pct. 6) State Forfeited Assst - CH 18	\$8,277.59	\$5.16		\$0.00					\$8,282.74

DETAIL OF CHANGES IN COUNTY FUNDS UNAUDITED AND UNRECONCILED AS OF JUNE 2019

(PROOF OF CASH AT CADENCE BANK)

Account #	Account Name	Beginning Balances	Deposits/Credits	Disbursements	ACH/Wire Disbursements	Outstanding Checks Beginning	Outstanding Checks Ending	MMF Purchases	MMF Sales	Ending Balance
			+		-		-	+		
4200018721	HC Dist Atty Hot Checks Fees	\$300,700.02	\$187.43		\$0.00					\$300,887.45
4200028738	HC Fee Officer Cash Bond	\$3,901,012.73	\$189,894.00	\$232,213.70						\$3,858,683.03
4200048777	HC Obligation & Rev Series 2002 D/S	\$36,723.40	\$22.90		\$0.00					\$36,746.30
4200048785	Metro General Mobility Program	\$2,500,590.82	\$10,001,558.23		\$387,643.85		\$420,410.80		\$10,033,828.39	\$2,501,027.41
429648785	Metro General Mobility Program (CM)	\$7,069,818.63					\$10,033,828.39		\$420,410.80	\$16,883,236.42
4200048801	Harris County Constitutional Debt Service Funds	\$1,579,122.11	\$607,584.74		\$0.00					\$2,186,706.85
4200088864	HC Go and Rev Certificate Oblig Ser 2002 Construction	\$3,534,324.12	\$4,008,573.07		\$826.31					\$7,542,070.88
4200088870	HC Tx Rd Debt Service Funds	\$871,652.23	\$343,908.23		\$0.00					\$1,215,560.46
4200088890	HC Commercial Paper Series A-1	\$2,954,473.57	\$3,727,009.03		\$1,858,570.42					\$4,822,912.18
4200088891	HC Commercial Paper Series B	\$144,387.33	\$325,090.27		\$75,981.00					\$393,516.60
4200048892	HC Commercial Paper Series C	\$111,734.41	\$8,080,418.84		\$5,509,928.74					\$2,662,224.51
4200038893	HC Gen Oblig Comm Paper Series D	\$19,298,651.79	\$17,476,826.52		\$2,930,499.74					\$33,844,978.57
4200088898	HC Tax & Sub Lien Rev Ref Bonds Ser 2012A D/S	\$2,019,089.38	\$804.11		\$1,960,375.00					\$59,518.49
4200078899	HC Perm Improv and Ref Bond Ser 2015A Project	\$0.00								\$0.00
4200018945	HC Unlimited Tax Ref - Project Fund	\$128,672.88	\$77.96		\$9,893.92					\$118,856.92
4200089037	HCTRA Revenue Account	\$5,001,047.42	\$137,425,088.56		\$196,228,612.56		\$174,920,945.69		\$116,116,416.61	\$5,002,032.50
429689037	HCTRA Sweep Account	\$105,859,175.80					\$116,116,416.61		\$174,920,945.69	\$47,054,646.72
4200029058	HCTRA Renewal and Replacement	\$1,500,318.49	\$25,044,684.94		\$15,164,165.07		\$5,161,878.53		\$15,042,100.44	\$1,500,616.45
429629058	HCTRA Renewal and Replacement - (CM)	\$14,309,262.56					\$15,042,100.44		\$5,161,878.53	\$24,189,484.49
4200069260	HCTRA Sr Lien Rev & Ref Bonds Series 2002 Construction	\$34,681.45	\$21.58		\$2,490.18					\$32,212.85

DETAIL OF CHANGES IN COUNTY FUNDS UNAUDITED AND UNRECONCILED AS OF JUNE 2019

(PROOF OF CASH AT CADENCE BANK)

Account #	Account Name	Beginning Balances	Deposits/Credits	Disbursements	ACH/Wire Disbursements	Outstanding Checks Beginning	Outstanding Checks Ending	MMF Purchases	MMF Sales	Ending Balance
4200009365	HCTRA Sr. Lien Rev & Ref Bonds Series 2008B Con	\$6,263.68	\$20,007.09	\$8,987.49						\$17,283.18
4200019372	HCTRA Sr. Lien Rev Bonds, Series 2009A Construction	\$30,154.74	\$18.89	\$0.00						\$30,173.63
4200099390	HCTRA Sr. Lien Rev Commercial Paper Notes, Ser E-1	\$31,240.64	\$7,500,510.40	\$0.00						\$7,531,751.04
4200099391	HCTRA Sr. Lien Rev Commercial Paper Notes, Ser E-2	\$24,327.35	\$2,500,177.21	\$0.00						\$2,524,504.56
4200009746	HC CTS ERP Retainage	\$4,778,456.96	\$9,675.06	\$6,598.50						\$4,781,533.52
	Total Harris County	\$526,741,729.51	\$589,156,659.87	\$58,173,016.08	\$992,259,795.36	\$6,491,913.07	\$41,059,196.75	\$1,116,652,542.75	\$828,343,800.36	\$299,207,236.65
	HARRIS COUNTY FLOOD									
4200104927	FC Central Disbursement									
	(Funds Swept to Flood Control District Acct.)									
4200000224	H.C. Flood Control District	\$2,000,421.92	\$45,007,990.55	\$17,999,316.51	\$11,854,656.66	\$13,159,601.83	\$17,976,242.03	\$29,853,973.17		-\$17,976,242.03
4296000224	H.C. Flood Control District (CM)	\$ 17,760,277.02			\$42,008,797.87			\$39,808,504.47	\$42,807,314.35	\$2,000,804.72
4200010280	HCFC Commercial Paper	\$937,070.06	\$742.29		\$7,055.50					\$930,756.85
4200050336	HCFC Tax Ref Bds Ser 04 Project Fund	\$9,567.37	\$5.17		\$2,385.53					\$6,187.01
4200000364	HCFC Imp Bonds Ser 2007 Project Fund	\$682,372.22	\$423.33		\$8,110.84					\$674,684.71
4200040378	HCFC Army Corps of Engineers Sims Bayou	\$25,421.18	\$15.84		\$0.00					\$25,437.02
4200050385	HCFC Clear Creek Escrow Account	\$504.21	\$0.32		\$0.00					\$504.53
4200090399	HCFC Tax Ref Bonds, Ser 2008A D/S	\$7,103.23	\$2,390.51		\$0.00					\$9,493.74
4200060434	HCFC Tax Ref Bonds, Ser 2008C Debt Service	\$1,144.95	\$0.71		\$0.00					\$1,145.66
4200010439	HCFC Debt Service Funds	\$51,926.94	\$23,879.26		\$0.00					\$75,806.20
4200080440	HCFC - Tax Ref Bonds Taxable Investment	\$2,639.22	\$1.65		\$0.00					\$2,640.87
4200060442	HCFC - District Contract Tax Ref Bd. 2014A - DS	\$1,850.13	\$1.15		\$0.00					\$1,851.28

DETAIL OF CHANGES IN COUNTY FUNDS UNAUDITED AND UNRECONCILED AS OF JUNE 2019

(PROOF OF CASH AT CADENCE BANK)

Account #	Account Name	Beginning Balances	Deposits/Credits	Disbursements	ACH/Wire Disbursements	Outstanding Checks Beginning	Outstanding Checks Ending	MMF Purchases	MMF Sales	Ending Balance
4200033159	Central Disbursement (Funds Swept to General Concentration Acct.)	-\$2,734,988.79		\$53,489,971.63	\$138,700,329.61	\$2,734,988.79	\$35,642,891.86	\$192,190,301.24		-\$35,642,891.86
4200084046	Juvenile Probation Board	\$750,157.84	\$5,921,001.11		\$8,437,194.66			\$6,326,123.46	\$5,809,780.22	\$750,307.53
429684046	Juvenile Probation Board (CM)	\$5,438,660.00						\$5,809,780.22	\$6,326,123.46	\$4,922,316.76
4200084046	(Funds Swept to Juvenile Probation Acct.)	-\$118,532.30		\$250,487.98	\$1,996,636.59	\$118,532.30	\$9,991.25	\$12,247,124.57		-\$9,991.25
4200018038	Payroll (Funds Swept to General Concentration Acct.)	-\$179,287.05		\$127,563.40	\$60,463,706.69	\$179,287.05	\$80,152.79	\$60,591,270.09		-\$80,152.79
4200028043	Fee Officer (Funds Swept to General Concentration Acct.)	-\$3,134,442.19		\$2,860,798.04	\$5,950.00	\$3,134,442.19	\$4,845,480.24	\$2,866,646.04		-\$4,845,480.24
4200028050	Harris County Jury Fund (Funds Swept to General Concentration Acct.)	-\$198,602.00		\$180,724.01	\$3,180.97	\$198,602.00	\$212,464.00	\$163,904.98		-\$212,464.00
4200018267	HC Community Supervision	\$500,106.16	\$15,329,048.47		\$5,470,732.93			\$4,205,463.59	\$14,083,679.99	\$500,205.30
429618267	HC Community Supervision (CM)	\$2,199,343.07						\$14,083,679.99	\$4,205,463.59	\$12,057,559.47
4200018267	(Funds Swept to Community Supervision Acct.)	-\$39,988.27		\$1,113,053.63	\$18,421,458.43	\$39,988.27	\$179,679.48	\$19,534,512.06		-\$179,679.48
4200038679	HC Payroll Special Disb (Funds Swept to General Concentration Acct.)	-\$88,072.47		\$170,419.39	\$544,584.02	\$88,072.47	\$88,527.13	\$714,983.41		-\$88,527.13
420008029	General Concentration	\$25,005,184.15	\$292,548,445.13		\$419,242,727.31			\$296,613,034.53	\$170,114,017.90	\$25,009,918.60
42968029	General Concentration (CM)	\$187,977,453.91						\$170,114,017.90	\$296,613,034.53	\$61,278,437.28
4200023234	HC Sheriff Federal Forfeited Assets	\$82,889.76	\$51.67		\$0.00					\$82,941.43
429623234	HC Sheriff Federal Forfeited Assets (CM)	\$0.00								\$0.00
4200063438	HC Fire Marshal State Forfeited Assets	\$2,265.51	\$1.13		\$0.00					\$2,266.64
4200053439	HC Fire Marshal State Forfeited Assets Chp. 18	\$43,277.50	\$359.36		\$421.00					\$43,215.86
4200014035	Harris County Juvenile Supervision Fees	\$339,729.30	\$14,099.33		\$895.24					\$355,239.39
4200024471	HC Gen Obligation Comm Paper Series D-2	\$66,169.31	\$39.18		\$437.57					\$65,770.92

DETAIL OF CHANGES IN COUNTY FUNDS UNAUDITED AND UNRECONCILED AS OF JUNE 2019

(PROOF OF CASH AT CADENCE BANK)

Account #	Account Name	Beginning Balance	Deposits/Credits	Disbursements	ACH/Wire Disbursements	Outstanding Checks Beginning	Outstanding Checks Ending	MMF Purchases	MMF Sales	Ending Balance
			+	-	-			+	-	
4200030445	HCFC - District Contract Tax Ref Bd Ser 2015B - DS	\$1,718.14	\$1.07		\$0.00					\$1,719.21
4200014605	HCFC - District Limited Tax Comm Paper - Ser H Con	\$116,488.27	\$9,876,175.32		\$1,674,441.35					\$7,318,222.24
4200014654	HCFC - District Limited Tax Comm Paper - Ser H D/S	\$2,094,140.64	\$10,451.94		\$0.00					\$2,104,592.58
4200014647	HCFC - District Contract Tax Ref Bd Ser 2017A-D/S	\$1,729.75	\$1.08		\$0.00					\$1,730.83
	Total Flood Control	\$10,533,773.42	\$53,922,080.19	\$17,999,316.51	\$55,555,447.75	\$13,159,601.83	\$17,976,242.03	\$112,469,791.99	\$82,615,818.82	\$15,938,422.32
	Total Cadence Bank	\$537,275,502.93	\$623,078,940.06	\$76,172,332.59	\$1,047,815,243.11	\$19,651,514.90	\$59,035,438.78	\$1,228,122,334.74	\$910,959,619.18	\$315,145,658.97

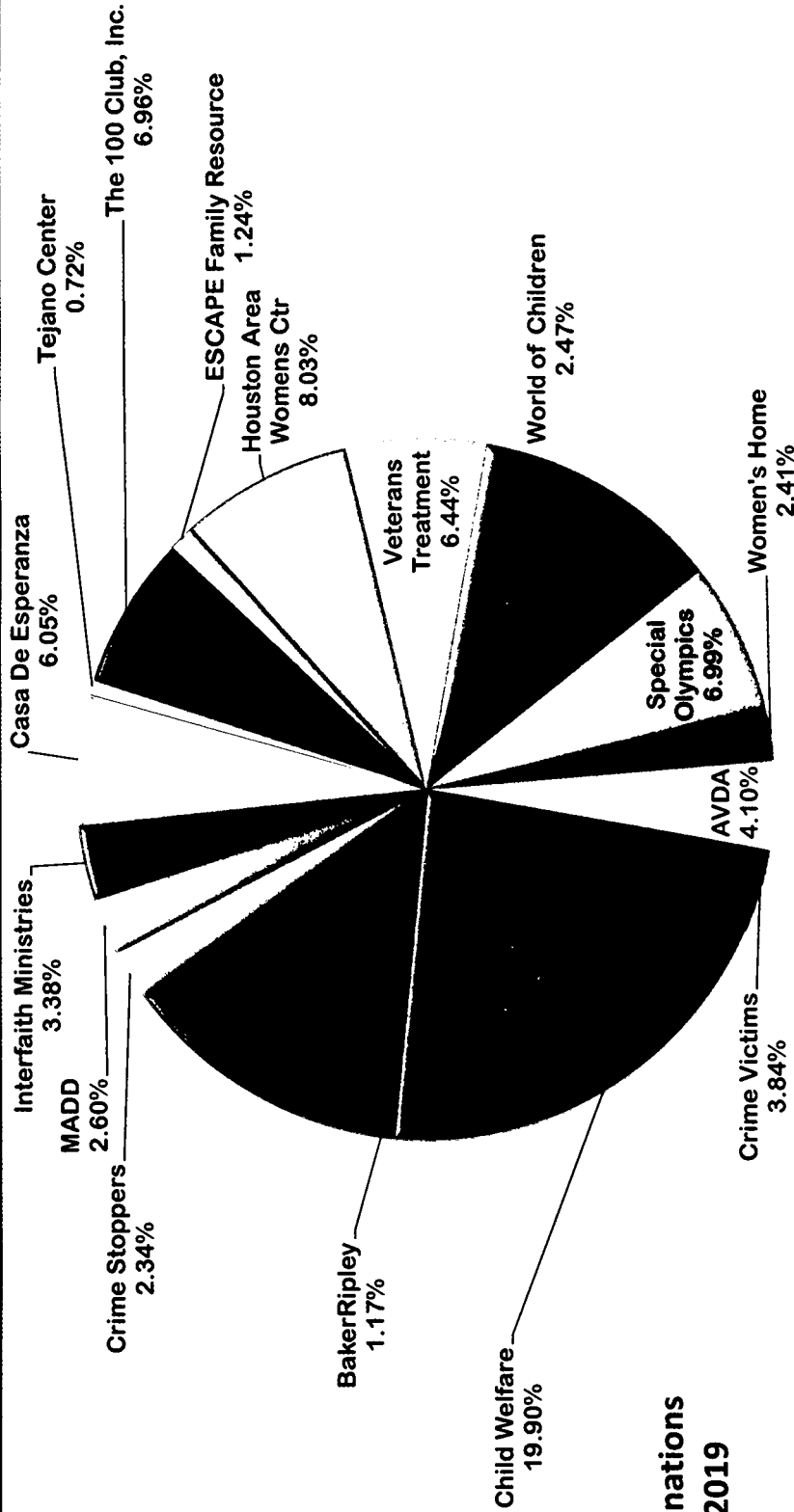
MONTHLY ELECTRONIC ACTIVITY REPORT

JUNE 1-30, 2019

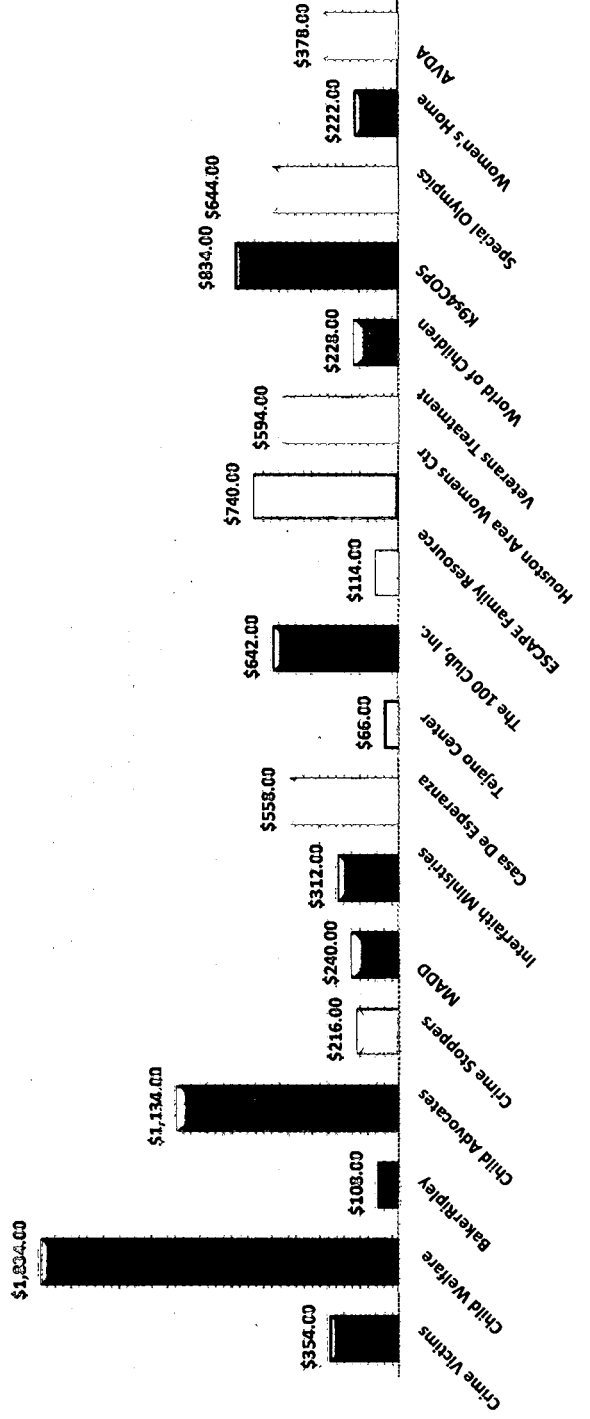
EFT		ACH		EFT		ACH		EFTPS		ACH		EFTPS		
COUNTY	AMOUNT	PORT	AMOUNT	PORT	AMOUNT	PORT	AMOUNT	COUNTY	FLOOD	CSCD	AMOUNT	PORT	AMOUNT	
6/3/2019	\$207,244.19	3	\$72,391.72	2	\$325,000.00					4	\$11,210,295.62	2	\$566,753.33	
6/4/2019	\$10,564.06	4	\$614,556.86	4	\$6,661,576.11									
6/5/2019	\$961,381.03			4	\$34,268.12									
6/6/2019	\$77,501,294.41			2	\$9,860.00	6	\$6,109.17	49	\$1,012,869.26					
6/7/2019	\$22,271.11			5	\$1,216,550.79	2	\$5,891.00	114	\$228,426.39			2	\$654,542.62	
6/10/2019	\$137,225.34	1	\$1,099,482.19			34	\$32,247,970.49	114	\$2,725,508.26					
6/11/2019	\$177,302.69	1	\$610,243.71					114						
6/12/2019	\$2,114,471.24			3	\$743,218.83									
6/13/2019	\$83,920.77			2	\$5,000.00									
6/14/2019	\$6,248,099.13			7	\$3,589,039.71	11	\$34,924,887.17							
6/17/2019	\$421,522.50					127	\$9,633,910.45			4	\$10,289,288.98	2	\$535,562.26	
6/18/2019		0		2	\$1,815,412.41	2	\$272.73							
6/19/2019	\$290,460.78	7		2	\$7,080,000.00			126	\$4,751,076.61					
6/20/2019		0		2	\$277,770.09									
6/21/2019	\$29,710.37	2		11	\$1,950,706.16	6	\$6,102.13							
6/24/2019		0						123	\$3,523,911.93			2	\$658,368.18	
6/25/2019	\$1,965,393.08	3	\$605,558.12											
6/26/2019	\$31,067,041.89	13		2	\$6,373.64			3	\$302,453.13					
6/27/2019	\$63,917.02	2												
6/28/2019	\$5,407,308.19	8		4	\$758,064.26	13	\$5,388,600.47	129	\$8,448,504.21	4	\$10,567,295.50			
TOTAL	100	126,709,127.80	13	\$4,817,645.01	52	\$22,657,700.44	199	\$82,213,470.88	658	\$20,992,749.79	12	\$32,066,880.00	8	\$2,415,226.39

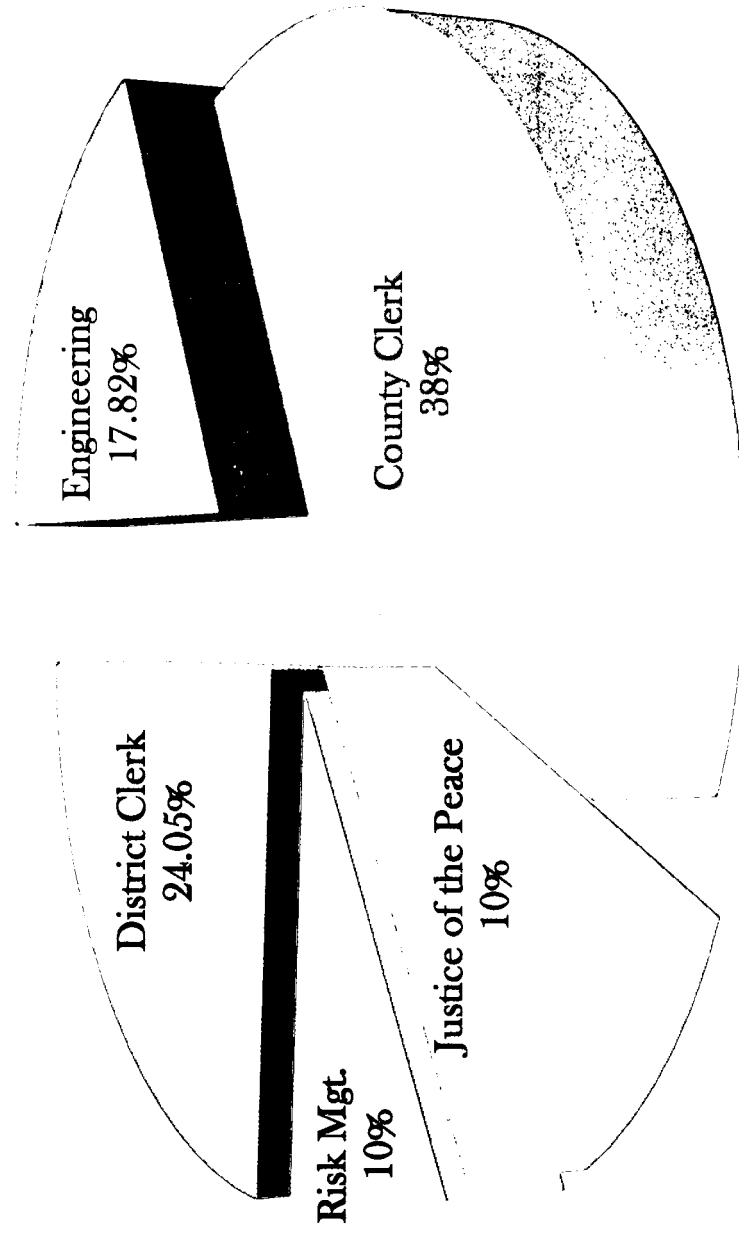
GRAND TOTAL	ITEMS	DOLLAR AMT.
***	1042	\$291,872,800.31
**	Bank and County Holiday	
*	County Holiday	
	Bank Holiday	

Juror Donations June 2019



Crime Victims	\$ 354.00
Child Welfare	\$ 1,834.00
BakerRipley	\$ 108.00
Child Advocates	\$ 1,134.00
Crime Stoppers	\$ 216.00
MADD	\$ 240.00
Interfaith Ministries	\$ 312.00
Casa De Esperanza	\$ 558.00
Tejano Center	\$ 66.00
The 100 Club, Inc.	\$ 642.00
ESCAPE Family Resource	\$ 114.00
Houston Area Womens Ctr	\$ 740.00
Veterans Treatment	\$ 594.00
World of Children	\$ 228.00
K94COPS	\$ 834.00
Special Olympics	\$ 644.00
Women's Home	\$ 222.00
AVDA	\$ 378.00
Total	\$ 9,218.00

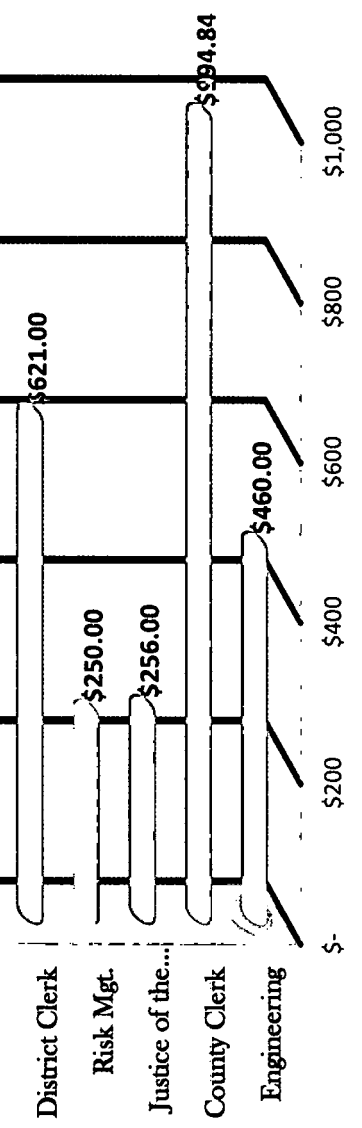


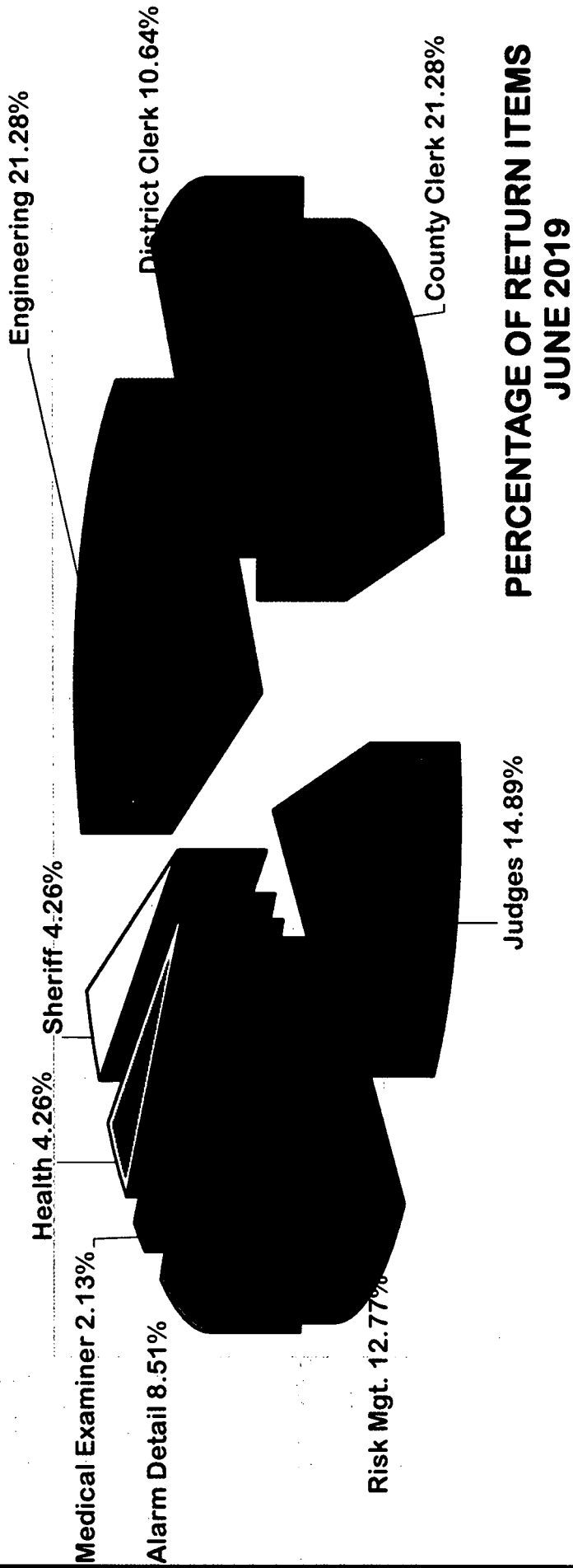


Collections for June 2019

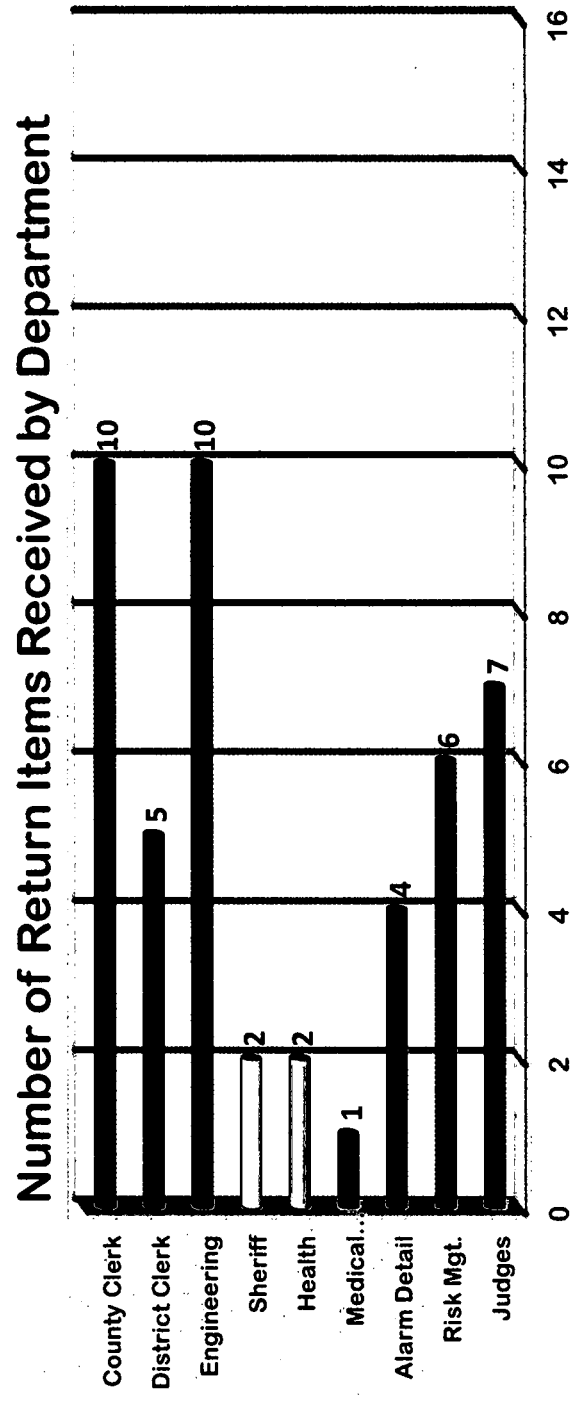
Engineering	\$	460.00
County Clerk	\$	994.84
Justice of the Peace	\$	256.00
Risk Mgt.	\$	250.00
District Clerk	\$	621.00
Total	\$	2,581.84

Collections from Return Items - June 2019





Judges	7
Risk Mgt.	6
Alarm Detail	4
Medical Examiner	1
Health	2
Sheriff	2
Engineering	10
District Clerk	5
County Clerk	10
TOTAL	47



The attached Fund Financial Statements and Schedule of Debt detail the debts due to and owed by the County. These schedules are excerpts from the Auditor's Monthly Financial Statements.

**HARRIS COUNTY, TEXAS
BALANCE SHEET
GOVERNMENTAL FUNDS
JUNE 30, 2019**

	General Fund	Public Contingency Fund	Mobility Fund	General Debt Service Funds	Total General Fund Group	Nonmajor Governmental Funds	Total Governmental Funds
ASSETS							
Cash and investments:							
Cash and cash equivalents	\$ 749,412,595	\$ 28,604,653	\$ 362,831,651	\$ -	\$ 1,140,848,899	\$ 440,681,800	\$ 1,581,530,699
Investments	-	169,516,377	-	-	169,516,377	69,340,151	238,856,528
Receivables:							
Taxes, net	32,144,011	-	-	-	32,144,011	3,970,785	36,114,796
Accounts	11,401,528	1,379,947	200,000	-	12,981,475	38,267,091	51,248,566
Capital leases	201,300	-	-	-	201,300	-	201,300
Other	5,358,520	-	-	-	5,358,520	8,913,367	14,271,887
Due from other funds	69,536	-	-	-	69,536	4,196,545	4,266,081
Prepays and other assets	5,000	-	-	-	5,000	-	5,000
Inventory	2,291,397	-	-	-	2,291,397	-	2,291,397
Restricted cash and cash equivalents	-	-	-	165,637,544	165,637,544	68,656,376	234,293,920
Advances to other funds	140,000	-	-	-	140,000	557,500	697,500
Notes receivable	568,053	-	-	-	568,053	319,574	887,627
Total assets	<u>\$ 801,591,940</u>	<u>\$ 199,500,977</u>	<u>\$ 363,031,651</u>	<u>\$ 165,637,544</u>	<u>\$ 1,529,762,112</u>	<u>\$ 634,903,189</u>	<u>\$ 2,164,665,301</u>
LIABILITIES							
Vouchers payable	\$ 10,713,952	\$ 87,814	\$ -	\$ 238	\$ 10,802,004	\$ 12,063,159	\$ 22,865,163
Retainage payable	373,359	2,800,942	3,389,723	-	6,564,024	18,167,962	24,731,986
Due to other funds	145,870	1,760	2,993,212	-	3,140,842	1,407,699	4,548,541
Due to other governmental units	-	-	-	-	-	14,828	14,828
Customer deposits	572,388	-	-	-	572,388	-	572,388
Bonds Payable	104	-	-	-	104	-	104
Capital Leases	151,174	-	-	-	151,174	-	151,174
Advances from other funds	-	-	-	-	-	327,500	327,500
Unearned revenue	200,808	-	-	-	200,808	9,906,137	10,106,945
Total liabilities	<u>12,157,655</u>	<u>2,890,516</u>	<u>6,382,935</u>	<u>238</u>	<u>21,431,344</u>	<u>41,887,285</u>	<u>63,318,629</u>
DEFERRED INFLOWS OF RESOURCES							
Unavailable revenues - property taxes	32,144,011	-	-	-	32,144,011	3,970,786	36,114,797
Unavailable revenues - other	5,332,858	-	-	-	5,332,858	-	5,332,858
Total deferred inflows of resources	<u>37,476,869</u>	<u>-</u>	<u>-</u>	<u>-</u>	<u>37,476,869</u>	<u>3,970,786</u>	<u>41,447,655</u>
FUND BALANCES							
Nonspendable	2,431,397	-	-	-	2,431,397	557,500	2,988,897
Restricted	1,615,449	-	356,648,716	165,637,306	523,901,471	554,745,119	1,078,646,590
Committed	-	-	-	-	-	72,363,713	72,363,713
Assigned	130,026,213	-	-	-	130,026,213	-	130,026,213
Unassigned	617,884,357	196,610,461	-	-	814,494,818	(38,621,214) **	775,873,604
Total fund balances	<u>751,957,416</u>	<u>196,610,461</u>	<u>356,648,716</u>	<u>165,637,306</u>	<u>1,470,853,899</u>	<u>589,045,118</u>	<u>2,059,899,017</u>
Total liabilities, deferred inflows of resources, and fund balances	<u>\$ 801,591,940</u>	<u>\$ 199,500,977</u>	<u>\$ 363,031,651</u>	<u>\$ 165,637,544</u>	<u>\$ 1,529,762,112</u>	<u>\$ 634,903,189</u>	<u>\$ 2,164,665,301</u>

** Negative unassigned fund balance occurs when expenditures are made in anticipation of budgeted revenues.

**HARRIS COUNTY, TEXAS
STATEMENT OF NET POSITION
PROPRIETARY FUNDS
JUNE 30, 2019**

	Enterprise Funds			Internal Service Funds
	Toll Road	Nonmajor Enterprise Funds	Total	
ASSETS				
Current assets:				
Cash and cash equivalents	\$ 217,031,962	\$ 26,968,477	\$ 244,000,439	\$ 164,688,527
Investments	1,136,638,334	-	1,136,638,334	13,891,469
Receivables, net	52,458	2,236,331	2,288,789	3,446,257
Due from other funds	2,623,176	-	2,623,176	544,808
Other receivables	56,447,175	-	56,447,175	4,013,071
Prepays and other assets	152,914	-	152,914	900,000
Inventories	5,208,974	-	5,208,974	1,638,904
Restricted cash and cash equivalents	37,978,502	-	37,978,502	-
Restricted investments	271,558,457	-	271,558,457	-
Total current assets	<u>1,727,691,952</u>	<u>29,204,808</u>	<u>1,756,896,760</u>	<u>189,123,036</u>
Noncurrent assets:				
Notes receivable	37,906	-	37,906	-
Investments, held as collateral by others	16,500,000 *	-	16,500,000	-
Capital assets:				
Land and construction in progress	1,584,917,966	3,963,598	1,588,881,564	259,000
Intangible asset	182,495,000	-	182,495,000	-
Other capital assets, net of depreciation	1,123,394,975	14,626,206	1,138,021,181	25,325,433
Total noncurrent assets	<u>2,907,345,847</u>	<u>18,589,804</u>	<u>2,925,935,651</u>	<u>25,584,433</u>
Total assets	<u>4,635,037,799</u>	<u>47,794,612</u>	<u>4,682,832,411</u>	<u>214,707,469</u>
DEFERRED OUTFLOWS OF RESOURCES				
Deferred charge on refunding	65,673,272	-	65,673,272	-
Accumulated decrease in fair value of hedging derivatives	35,740,173	-	35,740,173	-
Total deferred outflows of resources	<u>101,413,445</u>	<u>-</u>	<u>101,413,445</u>	<u>-</u>
LIABILITIES				
Current liabilities:				
Vouchers payable	40,709,968	37,812	40,747,780	235,324
Retainage payable	32,781,338	-	32,781,338	-
Customer deposits and other	160,326	-	160,326	-
Due to other funds	3,003,896	-	3,003,896	251,631
Estimated outstanding claims	-	-	-	12,701,246
Incurred but not reported claims	-	-	-	44,404,204
Unearned revenue	79,018,083	-	79,018,083	165,382
Current portion of long-term liabilities	34,064,165	-	34,064,165	-
Total current liabilities	<u>189,737,776</u>	<u>37,812</u>	<u>189,775,588</u>	<u>57,757,787</u>
Noncurrent liabilities:				
Noncurrent portion of long-term liabilities	2,358,135,264	-	2,358,135,264	-
Commercial Paper Payable	130,615,000	-	130,615,000	-
Total noncurrent liabilities	<u>2,488,750,264</u>	<u>-</u>	<u>2,488,750,264</u>	<u>-</u>
Total liabilities	<u>2,678,488,040</u>	<u>37,812</u>	<u>2,678,525,852</u>	<u>57,757,787</u>
DEFERRED INFLOWS OF RESOURCES				
Accumulated decrease in fair value of hedging derivatives	34,564,757	-	34,564,757	-
Total deferred inflows of resources	<u>34,564,757</u>	<u>-</u>	<u>34,564,757</u>	<u>-</u>
NET POSITION				
Net investment in capital assets	694,676,904	18,589,804	713,266,708	25,584,433
Restricted for:				
Capital projects	5,208,974	-	5,208,974	-
Debt service	343,601,124	-	343,601,124	-
Toll road	979,911,445	-	979,911,445	-
Unrestricted	-	29,166,996	29,166,996	131,365,249
Total net position	<u>\$ 2,023,398,447</u>	<u>\$ 47,756,800</u>	<u>\$ 2,071,155,247</u>	<u>\$ 156,949,682</u>

* The County has pledged \$8M to Citibank and \$8.5M to JP. Morgan from two FNMA notes with a combined par value of \$45.0M, under the terms of the swap agreements related to the Toll Road Authority 2012A&B bonds and a portion of the Senior Lien Revenue Refunding 2007B bonds. (see page 41 for additional details).

HARRIS COUNTY, TEXAS
SCHEDULE OF DEBT - COMMERCIAL PAPER AND BONDED DEBT - ALL FUNDS
June 30, 2019

	Stated Rate	Outstanding Balances
Toll Road Debt:		
Toll Road Bonds	2.000 - 5.000	\$ 2,140,195,000
Unamortized Premium (Discount) Net		217,940,264
Accrued Interest		34,064,165
Commercial Paper Payable - Series E-1		98,560,000
Commercial Paper Payable - Series E-2		32,055,000
Total Toll Road Bonds Payable and Commercial Paper		2,522,814,429
Flood Control Debt:		
Flood Control Bonds	0.250 - 5.250	526,170,000
Unamortized Premiums		48,228,035
Commercial Paper Payable - Series H		42,800,000
Total Flood Control Bonds Payable and Commercial Paper		617,198,035
Other Bonds Payable:		
Road Bonds	1.500 - 5.250	695,265,000
Permanent Improvement	0.350 - 5.750	713,025,000
General Obligation, Revenue Refunding 2002	5.000 - 5.860	23,068,031
Tax & Subordinate Lien, Revenue Refunding Bonds	3.000 - 5.250	176,305,000
Unamortized Premiums - Road		74,141,939
Unamortized Premiums - Permanent Improvement		60,796,048
Unamortized Premiums - General Obligation		18,172,734
Accrued Interest on Capital Appreciation Bonds - General Obligation		37,554,858
Total Other Bonds Payable		1,798,328,610
Other Commercial Paper Payable:		
Commercial Paper Payable - Series A-1		10,986,000
Commercial Paper Payable - Series B		8,125,000
Commercial Paper Payable - Series C		75,280,000
Commercial Paper Payable - Series D		36,516,000
Commercial Paper Payable - Series D-2		765,000
Commercial Paper Payable - Series D-3		200,000
Total Other Commercial Paper Payable		131,872,000
Total Bonds Payable and Commercial Paper		5,070,213,074
Other Long-Term Liabilities:		
Loan Payable		17,719,326
OPEB Obligation		790,324,219
Net Pension Liability		306,046,823
Pollution Remediation Obligation		2,176,197
Total Other Long-Term Liabilities		1,116,266,565
Total Debt		\$ 6,186,479,639

