

1001 Preston, Suite 652  
Houston, Texas 77002-1816



(713) 755-5120  
Fax: (713) 755-8842  
[treasurer.info@itc.hctx.net](mailto:treasurer.info@itc.hctx.net)

**ORLANDO SANCHEZ**  
HARRIS COUNTY TREASURER

July 31, 2018

County Judge Emmett,  
Commissioners Ellis, Morman,  
Radack, and Cagle

Honorable Members of the Court:

Transmittal of the County Treasurer's Report to Commissioners Court of monies received and disbursed for the month ending June, 2018 as required by the Local Government Code 114.026.

In accordance with State Law, the books, and accounts of the County Treasurer are available to the Commissioners Court for inspection and examination, as desired. This Report is also filed with the County Auditor.

Sincerely,

A handwritten signature in black ink, appearing to read "Orlando Sanchez", written over a faint circular stamp.

Orlando Sanchez  
Harris County Treasurer



***HARRIS COUNTY***

***Treasurer's Office***

***MONTHLY REPORT***

***JUNE 2018***

Monthly Report  
Of The  
Harris County Treasurer  
For the Month Ended  
June, 2018



**Orlando Sanchez**  
**County Treasurer**

**TABLE OF CONTENTS**  
**07/31/2018**

Detail of Changes in County Funds - Amegy	1
Detail of Changes in County Funds – Cadence	2-8
Monthly Electronic Transfer Report	9
Juror Donations	10
Collected Return Items	11
Percentage of Return Items	12

**DETAIL OF CHANGES IN COUNTY FUNDS UNAUDITED AND UNRECONCILED AS OF JUNE 2018**

**(AMEGY BANK)**

Account #	Account Name	Beginning Balances	Receipts Interest	Disbursements	ACH/Wire Disbursements	Outstanding Checks Beginning	Outstanding Checks Ending	ZBA Adjustments	ZBA Adjustments	Ending Balance
7700043	Fee Officer (Outstanding Checks)		+	-	-		-	+	-	-\$2,198,595.70
7700050	Harris County Jury Fund*	\$3,578.00		\$8.00	\$3,594.00					\$0.00
	<b>Total Harris County</b>	<b>\$3,578.00</b>	<b>\$8.00</b>	<b>\$0.00</b>	<b>\$3,594.00</b>	<b>\$0.00</b>	<b>\$2,198,595.70</b>	<b>\$0.00</b>	<b>\$0.00</b>	<b>\$2,198,595.70</b>

\*Bank Account is closed

# DETAIL OF CHANGES IN COUNTY FUNDS UNAUDITED AND UNRECONCILED AS OF JUNE 2018

## (PROOF OF CASH AT CADENCE BANK)

Account #	Account Name	Beginning Balance	Deposits/Credits	Disbursements	ACH/Wire Disbursements	Outstanding Checks Pending	Outstanding Checks Ending	MNF Purchases	MNF Sales	Ending Balance
4200033159	Central Disbursement (Funds Swept to General Concentration Acct.)		+	-	-	-	-	+	-	
				\$21,882,030.94	\$98,785,082.53		\$29,724,180.25	\$180,478,493.47		-\$29,724,180.25
4200044046	Juvenile Probation Board (Funds Swept to General Concentration Acct.)	\$769,094.06	\$3,078,046.41		\$3,172,878.21			\$3,131,850.87	\$2,041,321.27	\$769,094.98
4200044046	Juvenile Probation Board (CM) (Funds Swept to Juvenile Probation Acct.)	\$11,014,125.02		\$173,288.84	\$6,040,708.54		\$34,000.40	\$5,213,987.38		-\$34,000.40
4200018038	Payroll (Funds Swept to General Concentration Acct.)			\$152,182.12	\$95,182,538.78		\$110,085.88	\$98,334,728.80		-\$110,085.88
4200028043	Fee Officer (Funds Swept to General Concentration Acct.)			\$4,438,380.81	\$13,482.51		\$6,817,548.05	\$4,448,883.12		-\$6,817,548.05
4200028050	Harris County Jury Fund (Funds Swept to General Concentration Acct.)			\$178,312.00	\$3,340.88		\$283,778.00	\$182,852.88		-\$283,778.00
4200018387	HC Community Supervision (Funds Swept to Community Supervision Acct.)	\$880,033.86	\$15,570,720.83		\$14,884,119.07			\$14,018,785.85	\$14,885,088.42	\$880,031.64
4200018387	HC Community Supervision (CM)	\$3,741,771.87		\$99,581.11	\$28,488,825.37		\$574,872.81	\$28,889,488.48		-\$574,872.81
4200038478	HC Payroll Special Dibb (Funds Swept to General Concentration Acct.)			\$187,403.15	\$641,870.80		\$83,098.83	\$708,873.73		-\$83,098.83
4200008029	General Concentration	\$75,031,888.03	\$228,438,429.44		\$359,589,482.43		\$160,888,815.21	\$27,458,508.05	\$27,458,508.05	\$75,109,717.20
420008029	General Concentration (CM)	\$147,813,884.27						\$27,458,508.05	\$180,888,815.21	\$14,888,887.11
4200033234	HC Sheriff Forfeited Assets	\$250,031.88	\$154,856.00		-\$147.26			\$154,804.89		\$250,030.82
4200033234	HC Sheriff Federal Forfeited Assets (CM)	\$121,131.12						\$154,804.89		\$275,938.01
4200083438	HC Fire Marshal State Forfeited Assets	\$287.24	\$5,378.82							\$5,666.06
4200083438	HC Fire Marshal State Forfeited Assets Chp. 18	\$68,887.82	\$7.82							\$68,895.69
4200014035	Harris County Juvenile Supervision Fees	\$298,164.72	\$18,311.42		\$8,073.90					\$234,392.24
4200014821	Harris County Tx Perm Imprv Ref Bds Ser 2017A- COI	\$1,803.87			\$1,803.87					\$0.00

**DETAIL OF CHANGES IN COUNTY FUNDS UNAUDITED AND UNRECONCILED AS OF JUNE 2018**

**(PROOF OF CASH AT CADENCE BANK)**

Account #	Account Name	Beginning Balances	Deposits/Credits	Disbursements	ACH/Wire Disbursements	Outstanding Checks Including	Outstanding Checks Ending	MMF Purchases	MMF Sales	Ending Balance
4200014639	Harris County Tx Unlimited Tax Rd Ref Bal Ser 2017A-COI	\$961.98			\$961.98					\$0.00
4200045369	Affordable Housing Funds	\$1,777								\$1,777
4200025395	Care for Elders Program	\$18,808.64	\$1.99		\$1,045.62					\$18,783.00
4200068016	HC Gen Oblig Comm Paper	\$3,003,746.68	\$249,587.75		\$512,165.55					\$2,741,177.78
4200068031	HC Unlimited Rd Ref Ser 2009B-Project Fund	\$73,108.72	\$10,005.05		\$79,245.30					\$9,868.41
4200068032	HC Tx Holderteth Rd Pipeline Relocation Cost Share	\$216,687.20	\$28.72							\$216,723.82
4200068084	HC Worker's Comp	\$900,062.97	\$10,520.47		\$784,366.55			\$786,489.10	\$12,630.43	\$890,081.66
428648092	HC Public Improvement Contingency (CM)	\$12,890,841.83			\$10,110,275.63			\$9,789,035.66	\$9,511,320.60	\$18,001,246.19
4200068098	HC Metro Street Improvement	\$280,031.88	\$30.82		\$2,899,669.25			\$3,005,185.69	\$8,549.49	\$280,030.82
428658099	HC Metro Street Improvement (CM)	\$8,188,269.91						\$8,549.49	\$3,005,185.69	\$2,191,423.91
4200048330	HC VISA/Mastercard Pilot Program	\$0.00	\$7,363,161.78		\$7,363,161.78					\$0.00
4200078402	HC Attorney SPU Fund State	\$216,437.11	\$28.28		\$5,793.68					\$200,689.71
428678402	HC Attorney SPU Fund State (CM)	\$0.00								\$0.00
4200048405	HC Attorney SPU Fund	\$313,879.08	\$39.67							\$313,917.73
4200028407	District Attorney Federal Forfeited	\$77,394.99	\$8.54							\$77,404.83
4200038414	District Attorney Federal Forfeited US Justice	\$377,477.81	\$189,982.94							\$567,460.76
4200048421	District Attorney State Forfeited	\$590,842.93	\$177,176.66		\$24,939.52			\$24,968.71	\$177,207.03	\$600,090.84
428648421	District Attorney State Forfeited (CM)	\$6,311,216.17						\$177,207.03	\$24,968.71	\$6,483,483.49
4200078428	District Attorney Hoi Checks Fees	\$280,031.88	\$6,539.64		\$20,892.35			\$21,943.37	\$7,600.89	\$296,030.82
428678428	District Attorney Hoi Checks Fees (CM)	\$742,433.82						\$7,600.89	\$21,943.37	\$720,911.34







**DETAIL OF CHANGES IN COUNTY FUNDS UNAUDITED AND UNRECONCILED AS OF JUNE 2018**

**(PROOF OF CASH AT CADENCE BANK)**

Account #	Account Name	Beginning Balances	Deposits/Credits	Disbursements	ACH/Wire Disbursements	Outstanding Checks	Outstanding Checks Ending	MMF Purchases	MMF Sales	Ending Balance
4200028736	HC Fee Officer Cash Bond	\$3,081,481.17	\$441,188.00		\$305,570.70					\$3,217,098.47
4200048777	HC Obligation & Rev Series 2002 D/S	\$2,181.21	\$0.27							\$2,181.48
4200048785	Metro General Mobility Program	\$2,890,317.03	\$15,075,308.22		\$2,014,230.80			\$2,043,346.02	\$15,104,432.75	\$2,800,308.22
429648785	Metro General Mobility Program (CM)	\$30,387,896.98						\$15,104,432.75	\$2,043,346.02	\$43,488,673.11
4200048801	Harris County Constitutional Debt Service Funds	\$170,364.67	\$572,497.58							\$742,862.25
4200048864	HC Go and Rev Certificate Oblig Ser 2002 Construction	\$12,031,420.35	\$1,493.33							\$12,032,913.68
4200008870	HC Tx Rd Debt Service Funds	\$71,238.80	\$327,242.09							\$408,480.89
4200048880	HC Commercial Paper Series A-1	\$9,011,016.71	\$1,050,724.82		\$1,080,091.30					\$8,980,650.23
4200048881	HC Commercial Paper Series B	\$201,092.82	\$22.39		\$57,091.89					\$143,122.23
4200048882	HC Commercial Paper Series C	\$81,748.46	\$3,100,017.79		\$2,980,332.81					\$181,431.44
4200008883	HC Gen Oblig Comm Paper Series D	\$20,258,874.47	\$4,081,487.15		\$2,115,493.42					\$22,024,878.20
4200048898	HC Tax & Sub Lien Rev Ref Bonds Ser 2012A D/S	\$4,784.19	\$1,954,805.35		\$1,990,375.00					\$3,714.54
4200078899	HC Perm Improv and Ref Bond Ser 2015A Project	\$10,028.10	\$1.31							\$10,029.41
4200018945	HC Unlimited Tax Ref - Project Fund	\$2,290,731.61	\$293.27		\$22,527.30					\$2,268,497.48
4200089037	HCTRA Revenue Account	\$4,000,608.03	\$156,563,550.79		\$244,406,581.57			\$219,424,614.82	\$125,581,588.79	\$4,000,602.28
4298889037	HCTRA Sweep Account	\$183,279,040.41						\$125,581,588.79	\$219,424,614.82	\$68,233,014.36
4200029058	HCTRA Renewal and Replacement	\$1,500,181.10	\$184.93		\$56,290,824.32			\$56,372,373.56	\$75,740.34	\$1,800,184.93
429829058	HCTRA Renewal and Replacement - (CM)	\$79,154,133.99						\$75,740.34	\$56,372,373.56	\$22,007,800.77
4200089280	HCTRA Sr Lien Rev & Ref Bonds Series 2002 Construction	\$1,408,058.36	\$173.04		\$25,014.85					\$1,381,216.45
4200009368	HCTRA Sr Lien Rev & Ref Bonds Series 2008B Con	\$132,194.72	\$1,500,020.00		\$1,375,752.93					\$256,451.79
4200019372	HCTRA Sr Lien Rev Bonds, Series 2009A Construction	\$846,394.31	\$104.29		\$4,338.78					\$842,131.82



**DETAIL OF CHANGES IN COUNTY FUNDS UNAUDITED AND UNRECONCILED AS OF JUNE 2018**

**(PROOF OF CASH AT CADENCE BANK)**

		+	-	-	-	+	-	+	-	
Account #	Account Name	Beginning Balance	Deposits/Credits	Disbursements	ACH/Wire Disbursements	Outstanding Checks	Outstanding Checks	MMF Purchases	MMF Sales	Ending Balance
4300014847	HCF-C- District Contract Tax Ref Bd Ser 2017A-D/S	\$1,028.33	\$5,927.54							\$4,927.86
	<b>Total Flood Control/</b>	<u>\$27,828,998.78</u>	<u>\$44,836,892.41</u>	<u>\$8,209,204.42</u>	<u>\$48,800,854.21</u>	<u>\$0.00</u>	<u>\$3,018,078.03</u>	<u>\$92,098,298.25</u>	<u>\$72,154,018.83</u>	<u>\$37,364,230.95</u>
	<b>Total Cadence Bank</b>	<u>\$879,814,488.06</u>	<u>\$802,689,809.18</u>	<u>\$93,098,983.17</u>	<u>\$887,181,998.38</u>	<u>\$0.00</u>	<u>\$39,844,511.83</u>	<u>\$1,081,401,864.02</u>	<u>\$724,812,391.84</u>	<u>\$288,121,604.19</u>

# MONTHLY ELECTRONIC ACTIVITY REPORT

## JUNE 1-29, 2018

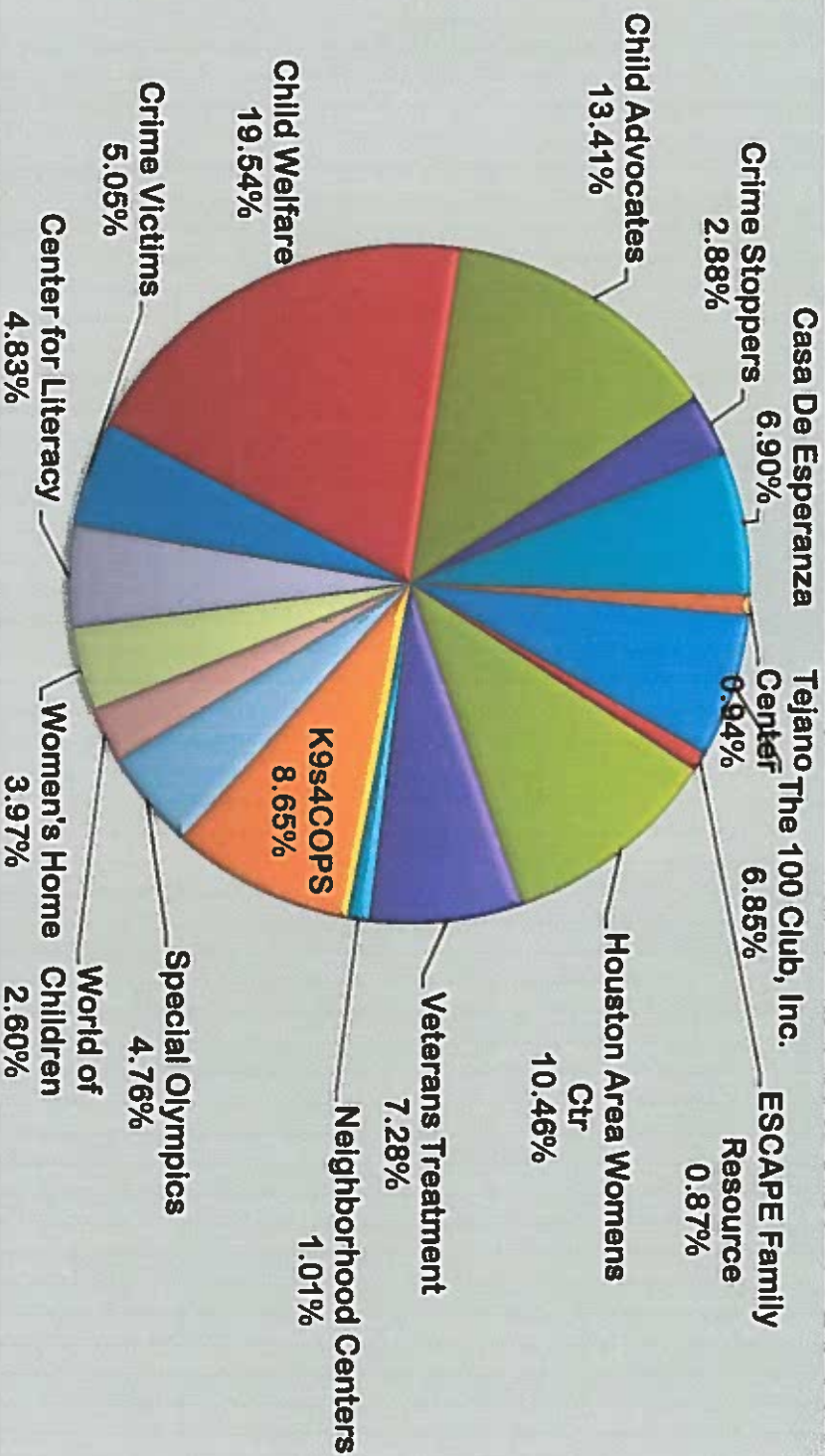
DATE	EFT COUNTY	AMOUNT	EFT PORT	AMOUNT	ACH PORT	AMOUNT	ACH COUNTY	AMOUNT	ACH TAX	AMOUNT	EFTS CSD	AMOUNT	EFTS PORT	AMOUNT
6/1/2018	8	\$2,083,664.01			6	\$2,374,365.80	5	\$2,403,140.36						
6/4/2018	3	\$275,378.79		\$ 11,688.50							3	\$10,288,446.30	2	\$465,210.02
6/5/2018	6	\$12,159,660.55		\$ 477,632.21										
6/6/2018							6	\$6,745.92						
6/7/2018	6	\$69,007.74		\$ 8,391.98	3	\$1,100,797.73								
6/8/2018	2	\$72,702.87			2	\$175,517.25					1	\$901.12	2	\$559,800.09
6/11/2018	2	\$299,440.56		\$ 1,071,603.18					148	\$19,909,323.15				
6/12/2018	18	\$28,845,999.25		\$ 511,790.45	3	\$3,848,185.92			97	\$296,781.39				
6/13/2018				\$ 15,048,934.00					10	\$81,789.55				
6/14/2018	10	\$3,088,845.31		\$ 1,042,064.22	5	\$962,083.13	2	\$16,921,756.15						
6/15/2018	9	\$4,257,938.34			2	\$1,430,792.81	33	\$34,434,500.08						
6/18/2018	3	\$132,697.08											3	\$9,570,560.37
6/19/2018	5	\$161,232.43		\$ 568,865.19	2	\$13,017.92							2	\$467,080.63
6/20/2018	4	\$485,133.70		\$ 6,830,090.00	2	\$3,295.14	2	\$3,584.00						
6/21/2018	4	\$2,321,098.43		\$ 2,181.21	6	\$1,870,086.28	6	\$6,800.36						
6/22/2018	5	\$225,736.34			4	\$7,090,000.00			3	\$518,487.14			2	\$602,126.16
6/25/2018														
6/26/2018	8	\$68,767,900.74		\$ 3,898,556.88										
6/27/2018	7	\$1,645,961.39			2	\$144,572.50			103	\$9,034,720.55				
6/28/2018	9	\$3,421,615.07			3	\$697,709.92	34	\$44,076,727.25						
6/29/2018	3	\$172,244.85			3	\$760,629.61	4	\$2,173,429.77						

TOTAL 112 \$128,603,947.46 23 \$ 29,471,707.82 43 \$20,561,074.01 92 \$100,026,683.89 368 \$29,841,101.78 7 \$30,148,364.09 8 \$2,659,428.92

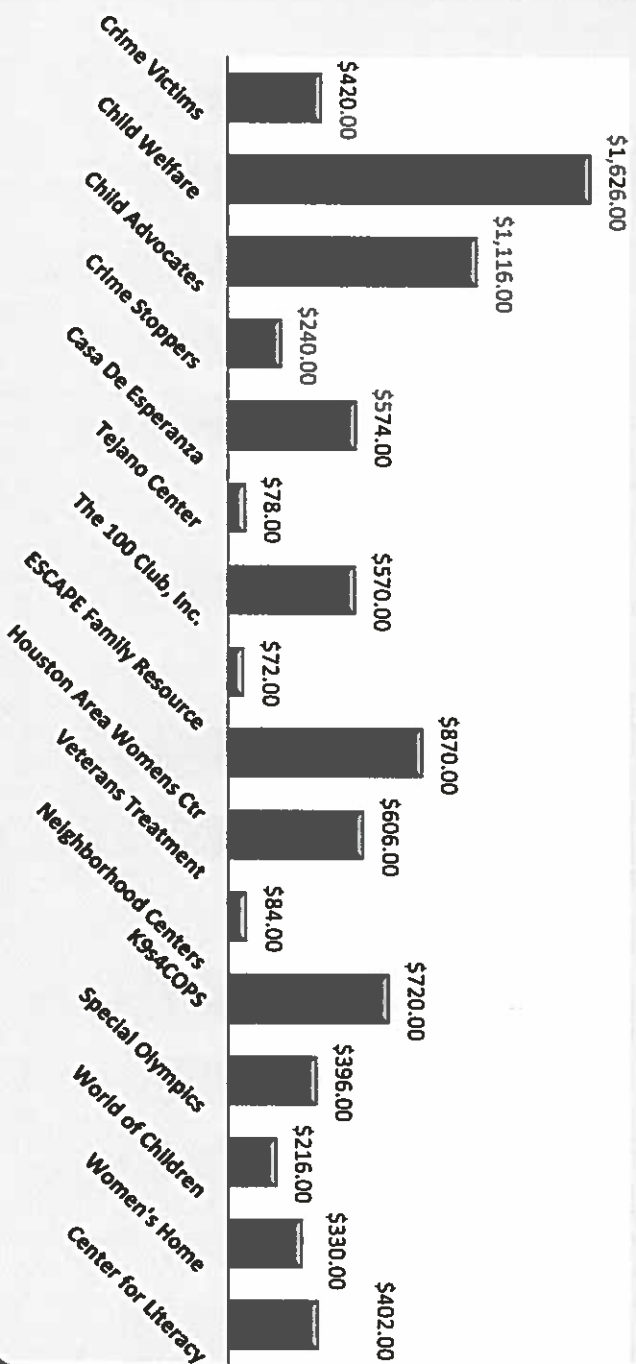
GRAND TOTAL	ITEMS	DOLLAR AMT.
644	644	\$341,112,296.99


- ... Bank and County Holiday
- \* County Holiday
- \*\* Bank Holiday

# Juror Donations June 2018



Crime Victims	\$	420.00
Child Welfare	\$	1,626.00
Child Advocates	\$	1,116.00
Crime Stoppers	\$	240.00
Casa De Esperanza	\$	574.00
Tejano Center	\$	78.00
The 100 Club, Inc.	\$	570.00
ESCAPE Family Resource	\$	72.00
Houston Area Womens Ctr	\$	870.00
Veterans Treatment	\$	606.00
Neighborhood Centers	\$	84.00
K9s4COPS	\$	720.00
Special Olympics	\$	396.00
World of Children	\$	216.00
Women's Home	\$	330.00
Center for Literacy	\$	402.00
<b>Total</b>	<b>\$</b>	<b>8,320.00</b>

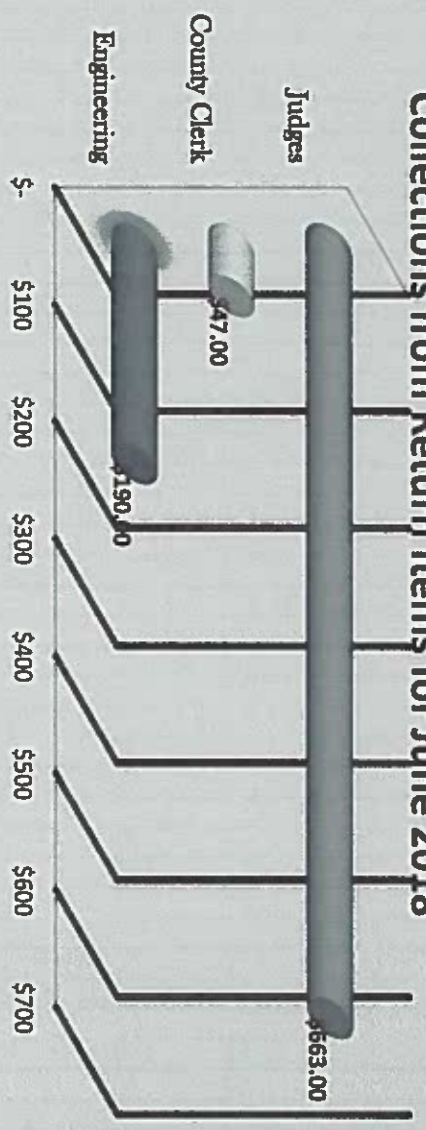


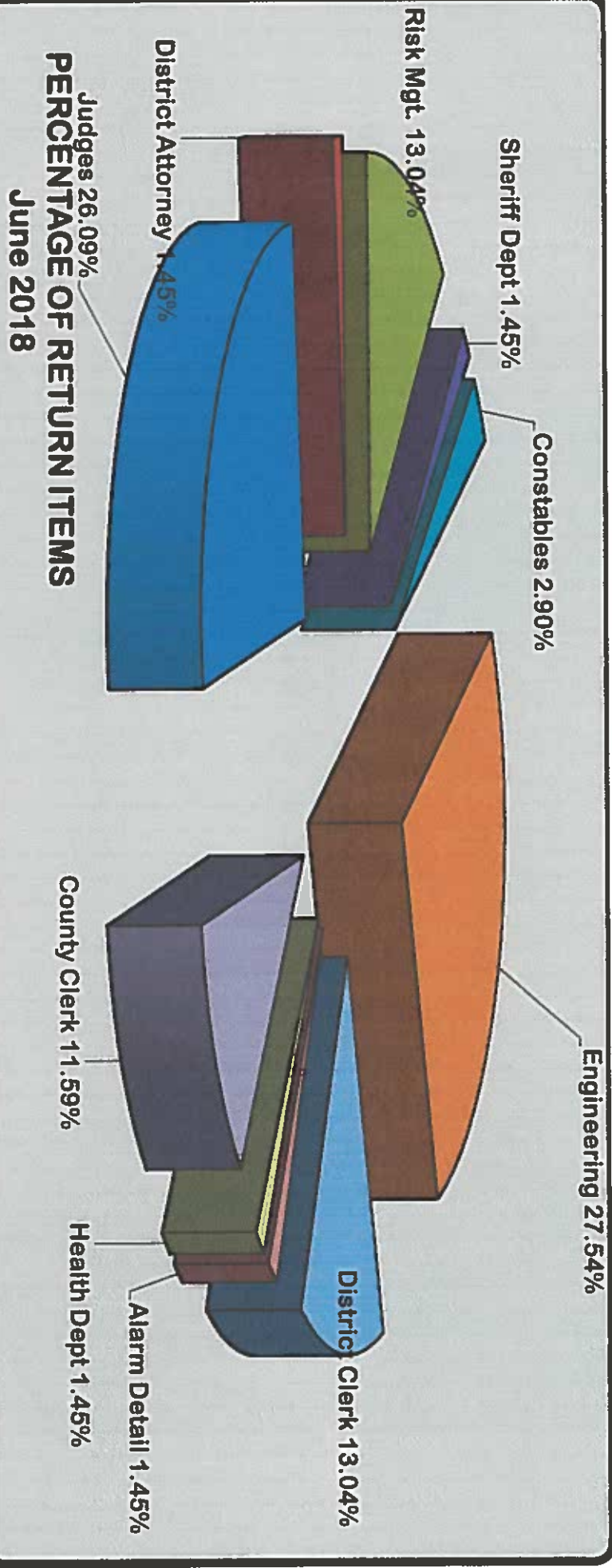


## Collections for June 2018


Risk Management	\$	1,625.00
Engineering	\$	190.00
County Clerk	\$	47.00
Judges	\$	663.00
	<b>\$</b>	<b>900.00</b>

## Collections from Return Items for June 2018





Judges	18
District Attorney	1
Risk Mgt.	9
Sheriff Dept	1
Constables	2
Engineering	19
District Clerk	9
Alarm Detail	1
Health Dept	1
County Clerk	8
<b>TOTAL</b>	<b>69</b>





The attached Fund Financial Statements and Schedule of Debt detail the debts due to and owed by the County. These schedules are excerpts from the Auditor's Monthly Financial Statements.

**HARRIS COUNTY, TEXAS**  
**STATEMENT OF NET POSITION**  
**PROPRIETARY FUNDS**  
**June 30, 2018**

	Enterprise Funds			Internal Service Funds
	Toll Road	Nonmajor Enterprise Funds	Total	
<b>ASSETS</b>				
<b>Current assets:</b>				
Cash and cash equivalents	\$ 377,158,216	\$ 27,038,012	\$ 404,196,228	\$ 96,484,421
Investments	983,406,600	-	983,406,600	1,881,207
Receivables, net	32,791,793	1,548,700	34,340,493	3,925,389
Other receivables	109,627,719	-	109,627,719	4,222,443
Due from other funds	-	-	-	561,658
Prepays and other assets	192,330	-	192,330	900,000
Inventories	5,518,234	-	5,518,234	2,756,628
Restricted cash and cash equivalents	23,937,797	-	23,937,797	-
Restricted investments	275,476,424	-	275,476,424	-
<b>Total current assets</b>	<b>1,808,109,113</b>	<b>28,586,712</b>	<b>1,836,695,825</b>	<b>110,731,746</b>
<b>Noncurrent assets:</b>				
Notes receivable	45,488	-	45,488	-
Investments, held as collateral by others	6,855,000 *	-	6,855,000	-
<b>Capital assets:</b>				
Land and construction in progress	1,200,197,252	3,963,598	1,204,160,850	259,000
Intangible asset	191,448,750	-	191,448,750	-
Other capital assets, net of depreciation	1,200,119,571	13,748,780	1,213,868,351	26,636,453
<b>Total noncurrent assets</b>	<b>2,598,666,061</b>	<b>17,712,378</b>	<b>2,616,378,439</b>	<b>26,895,453</b>
<b>Total assets</b>	<b>4,406,775,174</b>	<b>46,299,090</b>	<b>4,453,074,264</b>	<b>137,627,199</b>
<b>DEFERRED OUTFLOWS OF RESOURCES</b>				
Deferred charge on refunding	69,811,051	-	69,811,051	-
Accumulated decrease in fair value of hedging derivatives	35,277,338	-	35,277,338	-
<b>Total deferred outflows of resources</b>	<b>105,088,389</b>	<b>-</b>	<b>105,088,389</b>	<b>-</b>
<b>LIABILITIES</b>				
<b>Current liabilities:</b>				
Vouchers payable	28,674,460	19,201	28,693,661	672,842
Retainage payable	20,337,283	-	20,337,283	-
Customer deposits and other	161,121	-	161,121	-
Due to other funds	290,107	32,144	322,251	267,842
Estimated outstanding claims	-	-	-	13,322,504
Incurred but not reported claims	-	-	-	44,501,176
Due to other units	402,878	-	402,878	-
Unearned revenue	76,023,504	2,584,072	78,607,576	131,533
Current portion of long-term liabilities	34,337,370	-	34,337,370	-
<b>Total current liabilities</b>	<b>160,226,723</b>	<b>2,635,417</b>	<b>162,862,140</b>	<b>58,895,897</b>
<b>Noncurrent liabilities:</b>				
Noncurrent portion of long-term liabilities	2,478,785,011	-	2,478,785,011	-
Commercial Paper Payable	51,065,000	-	51,065,000	-
<b>Total noncurrent liabilities</b>	<b>2,529,850,011</b>	<b>-</b>	<b>2,529,850,011</b>	<b>-</b>
<b>Total liabilities</b>	<b>2,690,076,734</b>	<b>2,635,417</b>	<b>2,692,712,151</b>	<b>58,895,897</b>
<b>DEFERRED INFLOWS OF RESOURCES</b>				
Accumulated decrease in fair value of hedging derivatives	37,160,645	-	37,160,645	-
<b>Total deferred inflows of resources</b>	<b>37,160,645</b>	<b>-</b>	<b>37,160,645</b>	<b>-</b>
<b>NET POSITION</b>				
Net investment in capital assets	133,467,013	17,712,378	151,179,391	26,895,453
<b>Restricted for:</b>				
Capital projects	5,518,234	-	5,518,234	-
Debt service	265,076,851	-	265,076,851	-
Toll road	1,380,564,086	-	1,380,564,086	-
Unrestricted	-	25,951,295	25,951,295	51,835,849
<b>Total net position</b>	<b>\$ 1,784,626,184</b>	<b>\$ 43,663,673</b>	<b>\$ 1,828,289,857</b>	<b>\$ 78,731,302</b>

\* The County has pledged \$3M to Citibank and \$3.9 Million to JP Morgan from two FNMA notes with a combined par value of \$6.9 Million, under the terms of the swap agreements related to the Toll Road Authority 2012A&B bonds and a portion of the Senior Lien Revenue Refunding 2007B bonds (see page 41 for additional details).

**HARRIS COUNTY, TEXAS  
BALANCE SHEET  
GOVERNMENTAL FUNDS  
JUNE 30, 2018**

	General Fund	Public Contingency Fund	Mobility Fund	General Debt Service Funds	Total General Fund Group	Nonmajor Governmental Funds	Total Governmental Funds
<b>ASSETS</b>							
<b>Cash and investments:</b>							
Cash and cash equivalents	\$ 763,063,191	\$ 41,284,403	\$ 346,690,227	\$ -	\$ 1,151,037,821	\$ 564,575,406	\$ 1,715,613,227
Investments	-	39,317,233	-	-	39,317,233	38,205,527	77,522,760
<b>Receivables:</b>							
Taxes, net	6,221	-	-	-	6,221	60,314	66,535
Accounts	7,337,951	-	245	-	7,338,196	34,806,806	42,145,002
Capital leases	210,300	-	-	-	210,300	-	210,300
Other	8,884,840	-	-	-	8,884,840	16,896,751	25,781,591
Due from other funds	348,575	28,642	-	-	377,217	178,896	556,113
Prepays and other assets	5,000	-	-	-	5,000	-	5,000
Inventory	2,328,103	-	-	-	2,328,103	-	2,328,103
Restricted cash and cash equivalents	-	-	-	144,283,970	144,283,970	-	144,283,970
Restricted investments	-	-	-	16,993,940	16,993,940	74,442,437	91,436,377
Advances to other funds	140,000	-	-	-	140,000	557,500	697,500
Notes receivable	830,811	-	-	-	830,811	153,317	984,128
<b>Total assets</b>	<b>\$ 783,154,992</b>	<b>\$ 80,630,278</b>	<b>\$ 346,690,472</b>	<b>\$ 161,277,910</b>	<b>\$ 1,371,753,652</b>	<b>\$ 729,876,954</b>	<b>\$ 2,101,630,606</b>
<b>LIABILITIES</b>							
Vouchers payable	\$ 9,942,915	\$ 11,867	\$ 305,938	\$ -	\$ 10,260,720	\$ 5,034,942	\$ 15,295,662
Retainage payable	380,938	1,106,983	4,206,140	-	5,694,061	15,773,906	21,467,967
Due to other funds	-	440	50,141	-	50,581	851,195	901,776
Due to other units	-	-	-	-	-	14,846	14,846
Bonds Payable	88	-	-	-	88	-	88
Capital Leases	130,365	-	-	-	130,365	-	130,365
Customer deposits	100,116	-	-	-	100,116	-	100,116
Unearned revenue	209,808	-	-	-	209,808	17,858,491	18,068,299
<b>Total liabilities</b>	<b>10,764,230</b>	<b>1,119,290</b>	<b>4,562,219</b>	<b>-</b>	<b>16,445,739</b>	<b>39,533,380</b>	<b>55,964,273</b>
<b>DEFERRED INFLOWS OF RESOURCES</b>							
Unavailable revenues - property taxes	-	-	-	-	-	60,314	60,314
Unavailable revenues - other	8,870,966	-	-	-	8,870,966	-	8,870,966
<b>Total deferred inflows of resources</b>	<b>8,870,966</b>	<b>-</b>	<b>-</b>	<b>-</b>	<b>8,870,966</b>	<b>60,314</b>	<b>8,931,280</b>
<b>FUND BALANCES</b>							
Nonspendable	95,087,086	-	-	-	95,087,086	557,500	95,644,586
Restricted	1,615,449	-	342,128,253	161,277,910	505,021,612	556,915,884	1,061,937,496
Committed	-	-	-	-	-	102,750,227	102,750,227
Assigned	27,414,385	-	-	-	27,414,385	-	27,414,385
Unassigned	639,402,876	79,510,988	-	-	718,913,864	30,059,649	748,973,513
<b>Total fund balances</b>	<b>763,519,796</b>	<b>79,510,988</b>	<b>342,128,253</b>	<b>161,277,910</b>	<b>1,346,436,947</b>	<b>690,283,260</b>	<b>2,036,720,207</b>
<b>Total liabilities, deferred inflows of resources, and fund balances</b>	<b>\$ 783,154,992</b>	<b>\$ 80,630,278</b>	<b>\$ 346,690,472</b>	<b>\$ 161,277,910</b>	<b>\$ 1,371,753,652</b>	<b>\$ 729,876,954</b>	<b>\$ 2,101,615,760</b>

\*\*\* Government funds are stated on a "current financial resources" measurement focus.

**HARRIS COUNTY, TEXAS**  
**SCHEDULE OF DEBT - COMMERCIAL PAPER AND BONDED DEBT - ALL FUNDS**  
**June 30, 2018**

	Stated Rate	Outstanding Balances
<b>Toll Road Debt:</b>		
Toll Road Bonds	3.500 - 8.000	\$ 2,239,375,000
Unamortized Premium (Discount) Net		239,410,011
Accrued Interest		34,337,370
Commercial Paper Payable - Series E-1		34,765,000
Commercial Paper Payable - Series E-2		16,300,000
<b>Total Toll Road Bonds Payable and Commercial Paper</b>		<b>2,564,187,381</b>
<b>Flood Control Debt:</b>		
Flood Control Bonds	3.000 - 6.000	553,820,000
Unamortized Premiums		53,464,845
<b>Total Flood Control Bonds Payable and Commercial Paper</b>		<b>607,284,845</b>
<b>Other Bonds Payable:</b>		
Road Bonds	3.000 - 6.000	746,670,000
Permanent Improvement	3.000 - 6.000	783,385,000
General Obligation, Revenue Refunding 2002	5.000 - 5.860	28,849,370
Tax & Subordinate Lien, Revenue Refunding Bonds	4.000 - 5.000	179,025,000
Unamortized Premiums - Road		85,943,763
Unamortized Premiums - Permanent Improvement		71,956,722
Unamortized Premiums - General Obligation		20,835,621
Accrued Interest on Capital Appreciation Bonds - General Obligation		42,162,336
<b>Total Other Bonds Payable</b>		<b>1,958,827,812</b>
<b>Other Commercial Paper Payable:</b>		
Commercial Paper Payable - Series A-1		7,841,000
Commercial Paper Payable - Series B		5,845,000
Commercial Paper Payable - Series C		23,875,000
Commercial Paper Payable - Series D		27,516,000
<b>Total Other Commercial Paper Payable</b>		<b>65,077,000</b>
<b>Total Bonds Payable and Commercial Paper</b>		<b>5,195,377,038</b>
<b>Other Long-Term Liabilities:</b>		
Loan Payable		28,096,399
OPEB Obligation		615,516,132
Net Pension Liability		306,046,823
Pollution Remediation Obligation		3,509,400
<b>Total Other Long-Term Liabilities</b>		<b>953,168,754</b>
<b>Total Debt</b>		<b>\$ 6,148,545,792</b>

