



# Harris County, Texas

1001 Preston St., Suite 934  
Houston, Texas 77002

## Staff Report

**File #:** 21-1316

**Agenda Date:** 3/30/2021

**Agenda #:** 243.

		YES	NO	ABSTAIN
	Judge Lina Hidalgo	<input checked="" type="checkbox"/>	<input type="checkbox"/>	<input type="checkbox"/>
	Comm. Rodney Ellis	<input checked="" type="checkbox"/>	<input type="checkbox"/>	<input type="checkbox"/>
	Comm. Adrian Garcia	<input checked="" type="checkbox"/>	<input type="checkbox"/>	<input type="checkbox"/>
	Comm. Tom S. Ramsey	<input checked="" type="checkbox"/>	<input type="checkbox"/>	<input type="checkbox"/>
	Comm. R. Jack Cagle	<input checked="" type="checkbox"/>	<input type="checkbox"/>	<input type="checkbox"/>
<b>To:</b>	Harris County Commissioners Court			
<b>Through:</b>	Dylan Osborne, Harris County Treasurer			
<b>Prepared By:</b>	Sonya Anderson, Director, Harris County Treasury Department			
<b>Subject:</b>	Treasurer's Monthly Report			
<b>Project ID (if applicable):</b>	N/A			

**Purpose and Request:**  
*Request for approval of the January 2021 Treasurer's Report.*

**Background and Discussion:**  
Sec. 114.026. COUNTY TREASURER'S REPORT TO COMMISSIONERS COURT AT REGULAR TERM. (a) At least once a month at a regular term of the commissioners' court, the county treasurer shall make a detailed report of:  
(1) money received and disbursed;  
(2) debts due to and owed by the county; and  
(3) all other proceedings in the treasurer's office.

**Fiscal Impact:**  
N/A

Fiscal Summary			
Expenditures	FY 20-21	FY 21-22 Projected	Future Years Projected [3 additional years]
<b>Service Impacted:</b>			
Existing Budget			
Additional Appropriation Request			
<b>Total Expenditures</b>			
<b>Funding Sources</b>			
Existing Department Budget			
Please Identify Funding Sources: Special Revenue, Grant, etc.			
<b>Total Sources</b>			

**Alternatives:**

N/A

**Alignment with Strategic Objective:**

N/A

**Attachments:**

1. Detail of Changes in County Funds
2. Monthly Electronic Transfer Report
3. Juror Donations
4. Collections
5. Return Items
6. Debts Due to and Owed by the County

**Presented to Commissioners Court**

**March 30, 2021**

**Approve: G/E**

**To:** Harris County Commissioners Court  
**Through:** Dylan Osborne, Harris County Treasurer  
**Prepared By:** Sonya Anderson, Director, Harris County Treasury Department  
**Subject:** Treasurer's Monthly Report

**Project ID (If applicable):** N/A

**Purpose and Request:**  
 Approval of January 2021 Treasurer's Report

**Background and Discussion:**

Sec. 114.026. COUNTY TREASURER'S REPORT TO COMMISSIONERS COURT AT REGULAR TERM. (a) At least once a month at a regular term of the commissioners' court, the county treasurer shall make a detailed report of:

- (1) money received and disbursed;
- (2) debts due to and owed by the county; and
- (3) all other proceedings in the treasurer's office.

**Fiscal Impact:**  
 N/A

<b>Fiscal Summary</b>			
<b>Expenditures</b>	<b>FY 20-21</b>	<b>FY 21-22 Projected</b>	<b>Future Years Projected [3 additional years]</b>
<b>Service Impacted:</b>			
Existing Budget			
Additional Appropriation Requested			
<b>Total Expenditures</b>			
<b>Funding Sources</b>			
Existing Department Budget			
Please Identify Funding Source (General Fund, PIC, Special Revenue, Grant, Etc.)			
<b>Total Sources</b>			

**Alternatives:**  
 N/A

**Alignment with Strategic Objective:**  
 N/A

**Attachments:**

- 1. Detail of Changes in County Funds
- 2. Monthly Electronic Transfer Report
- 3. Juror Donations
- 4. Collections
- 5. Return Items
- 6. Debts Due to and Owed by the County

1001 Preston, Suite 652  
Houston, Texas 77002-1816



(832) 927-6865  
Fax: (832) 927-0056  
[treasurer.info@itc.hctx.net](mailto:treasurer.info@itc.hctx.net)

**DYLAN OSBORNE**  
HARRIS COUNTY TREASURER

March 30, 2021

County Judge Hidalgo,  
Commissioners Ellis, Garcia,  
Ramsey and Cagle

Honorable Members of the Court:

Transmittal of the County Treasurer's Report to Commissioners Court of monies received and disbursed for the month ending January 31, 2021 as required by the Local Government Code 114.026.

In accordance with State Law, the books, and accounts of the County Treasurer are available to the Commissioners Court for inspection and examination, as desired. This Report is also filed with the County Auditor.

Sincerely,

A handwritten signature in black ink that reads "Dylan Osborne".

Dylan Osborne  
Harris County Treasurer

---



***HARRIS COUNTY***

***Treasurer's Office***

***MONTHLY REPORT***

***JANUARY 2021***

---

Monthly Report  
Of The  
Harris County Treasurer  
For the Month Ended  
January, 2021



**Dylan Osborne**  
**County Treasurer**

**TABLE OF CONTENTS**  
**March 30, 2021**

Detail of Changes in County Funds ..... 1-8

Monthly Electronic Transfer Report ..... 9

Juror Donations ..... 10

Collected Return Items ..... 11

Percentage of Return Items ..... 12

Debts Due To and Owed by the County ..... 13-16

**DETAIL OF CHANGES IN COUNTY FUNDS UNAUDITED AND UNRECONCILED AS OF JANUARY 2021**

**(PROOF OF CASH AT CADENCE BANK)**

Account #	Account Name	Beginning Balance	Deposits/Credits	Disbursements	ACH/Wire	Outstanding Checks Beginning	Outstanding Checks Ending	MMF Purchases	MMF Sales	Ending Balance
4200033159	Central Disbursement (Funds Swept to General Concentration Acct.)	-\$20,122,465.98	+	-	\$217,040,435.42	\$20,122,465.98	\$31,115,363.86	+	-	-\$31,115,363.86
420004046	Juvenile Probation Board	\$2,000,239.70	\$5,992,495.67		\$5,970,578.65			\$5,030,831.35	\$7,552,878.66	\$500,111.41
429604046	Juvenile Probation Board (CM) (Funds Swept to Juvenile Probation Acct.)	\$3,934,550.37		\$82,457.20		\$27,305.06	\$53,532.06	\$13,523,455.31	\$5,030,831.35	\$6,456,597.66
4200018036	Payroll (Funds Swept to General Concentration Acct.)	-\$39,121.57		\$44,986.39		\$39,121.57	\$40,031.05			-\$40,031.05
4200028043	Fee Officer (Funds Swept to General Concentration Acct.)	-\$3,406,475.26		\$1,058,721.98		\$3,406,475.26	\$3,818,737.32	\$1,165,387.42		-\$3,918,737.32
4200028050	Harris County Jury Fund (Funds Swept to General Concentration Acct.)	-\$192,892.00		\$18,780.00		\$192,892.00	\$18,780.00			-\$197,318.00
4200018267	HC Community Supervision	\$2,000,250.72	\$5,173,402.12		\$5,571,457.87			\$4,809,793.48	\$4,810,375.58	\$590,112.67
429618267	HC Community Supervision (CM) (Funds Swept to Community Supervision Acct.)	\$2,870,916.85		\$207,804.76		\$3,408,475.26	\$3,818,737.32	\$1,165,387.42	\$4,808,293.48	\$2,872,998.75
4200038679	HC Payroll Special Disb (Funds Swept to General Concentration Acct.)	-\$1,081.64								-\$1,081.64
4200008029	General Concentration (General Concentration (CM))	\$10,001,192.42	\$1,280,054,344.45		\$1,031,043,575.96			\$478,311,347.67	\$733,322,815.27	\$2,000,493.31
4200011015	HC District Clerk CC Settlement	\$0.00	\$1,751,140.02					\$733,322,815.27	\$478,311,347.67	-\$378,172,865.99
4200011023	HC Clerks Office CC Settlement	\$0.00	\$761,694.18							\$0.00
4200041756	Toll Road First Lien Rev & Ref Bids, Series 2021 COI	\$0.00	\$1,363,424.29							\$1,363,424.29
4200041764	Toll Road First Lien Rev 7 Ref Bids, Ser 2021 Construction	\$0.00	\$100,003,290.93					\$99,900,000.00	\$99,900,000.00	\$103,290.93
429641764	Toll Road First Lien Rev 7 Ref Bids, Ser 2021 Construction (CM)	\$0.00						\$99,900,000.00		\$99,900,000.00
4200032151	HC Toll Road S1 Lien Rev & Ref Bids Series 2019A - COI	\$7,878.81	\$0.64							\$7,080.55



**DETAIL OF CHANGES IN COUNTY FUNDS UNAUDITED AND UNRECONCILED AS OF JANUARY 2021**

**(PROOF OF CASH AT CADENCE BANK)**

Account #	Account Name	Beginning Balances	Deposits/Credits	Disbursements	ACH/Wire Disbursements	Outstanding Checks Beginning	Outstanding Checks Ending	MMF Purchases	MMF Sales	Ending Balance
4200032169	HC Tax and Subordinate Lien Rev Ref Bds Series 2019B-DS	\$270.10	\$0.02	\$0.00						\$270.12
4200032177	HC Tax and Subordinate Lien Rev Ref Bds Series 2019B-CI	\$4,427.23	\$0.40	\$0.00						\$4,427.63
4200032185	HC Perm Improv Ref Bds Series 2019A - COI	\$1,524.88	\$0.14							\$1,524.82
4200032193	HC Unlimited Tax Road Ref Bds, Series 2019A - COI	\$1,858.51	\$0.17							\$1,858.68
4200063438	HC Fire Marshal State Forfeited Assels	\$2,278.67	\$0.21	\$0.00						\$2,278.88
4200053439	HC Fire Marshal State Forfeited Assets Chapter 18	\$44,275.70	\$4,124.61	\$1,720.00						\$46,680.31
4200014035	Harris County Juvenile Supervision Fees	\$489,504.42	\$1,614.83	\$20.00						\$490,099.25
4200024471	HC Gen Obligation Comm Paper Series D-2	\$31,238.19	\$6,820,050.72	\$6,645,388.89						\$5,301.02
4200024489	HC Gen Obligation Comm Paper Series D-3	\$10.59	\$0.00	\$2.75						\$7.84
4200015164	HC JP Courts CC Settlement	\$0.00	\$2,058,515.71	\$2,058,515.71						\$0.00
4200025395	Care for Elders Program	\$19,707.35	\$1.78	\$0.00						\$19,709.13
4200035790	HC Domestic Relations CC Settlement	\$0.00	\$11,711.00	\$11,711.00						\$0.00
4200035808	HC Public Health Services CC Settlement	\$0.00	\$280,288.00	\$280,288.00						\$0.00
4200035816	HC Public Infrastructure Engineering CC Settlement	\$0.00	\$868,451.17	\$868,451.17						\$0.00
4200035824	HC Sheriff's Offices CC Settlement	\$0.00	\$101,659.69	\$101,659.69						\$0.00
4200035832	HC Fire Marshal CC Settlement	\$0.00	\$28,637.87	\$28,637.87						\$0.00
4200035840	HC Forensic Sciences CC Settlement	\$0.00	\$3,960.60	\$3,960.60						\$0.00
4200035857	HC Purchasing CC Settlement	\$0.00	\$1,198.38	\$1,198.38						\$0.00
4200035865	HC Universal Services CC Settlement	\$0.00	\$21,166.00	\$21,166.00						\$0.00

**DETAIL OF CHANGES IN COUNTY FUNDS UNAUDITED AND UNRECONCILED AS OF JANUARY 2021**

**(PROOF OF CASH AT CADENCE BANK)**

Account #	Account Name	Beginning Balances	Deposits/Credits	Disbursements	ACH/Wire Disbursements	Outstanding Checks Beginning	Outstanding Checks Ending	MMF Purchases	MMF Sales	Ending Balance
4200035873	HC Public Library CC Settlement	\$0.00	\$1,630.20		\$1,630.20					\$0.00
4200035881	HC Constable Precinct 1 CC Settlement	\$0.00	\$2,640.00		\$2,640.00					\$0.00
4200036251	Harris County COVID-19 Cares Act	\$3,633,010.89	\$201,000,247.01	\$200,184,206.11				\$199,824,612.38	\$203,273,417.16	\$1,000,247.01
429636251	Harris County COVID-19 Cares Act (CM)	\$0.00						\$203,273,417.16	\$199,824,612.38	\$3,448,804.78
4200037440	HC Disaster Recovery CP Ser J1 Project Funds	\$27,944.98	\$2.47		\$783.56					\$27,183.90
4200037457	HC Toll Sr. Lien Revenue & Refund Bonds 2018A	\$1,000,099.66	\$9,872,545.19	\$11,287,479.66				\$10,272,309.79	\$9,177,429.79	\$500,045.19
429617457	HC Toll Sr. Lien Revenue 2018A Construction (CM)	\$7,134,633.49						\$9,177,429.79	\$10,272,309.79	\$6,039,753.49
4200068015	HC Gen Oblig Comm Paper Notes Debt Service	\$15,450,515.48	\$40,129,411.44	\$496,100.96						\$55,083,826.36
4200068031	HC Unlimited Tax Rd Ref Bonds Ser 2006B-Project Fund	\$10,819.67	\$109,001.60	\$81,253.13						\$38,568.14
4200068032	Tx Holdemeth Road Pipeline Relocation Cost Share	\$5.96	\$0.00							\$5.96
4200068064	HC Worker's Comp	\$500,063.47	\$4,929,893.01	\$8,507,815.74				\$7,520,671.04	\$3,942,766.76	\$500,045.02
429668064	HC Worker's Comp (CM)	\$8,123,271.47						\$3,942,766.76	\$7,520,671.04	\$5,145,367.19
4200048082	HC Public Improvement Contingency	\$8,001,016.37	\$58,664,320.98	\$100,790,748.88				\$83,022,705.78	\$45,896,887.69	\$1,000,406.58
429648082	HC Public Improvement Contingency (CM)	\$53,063,944.08						\$45,896,887.69	\$83,022,705.78	\$15,939,125.97
4200058099	HC Metro Street Improvement	\$1,097,016.05	\$98.03	\$58,309.36				\$0.00	\$0.00	\$1,040,802.72
429688099	HC Metro Street Improvement (CM)	\$0.00						\$0.00	\$0.00	\$0.00
4200048330	HC VISA/Mastercard Pilot Program	\$0.00	\$0.00	\$0.00						\$0.00
4200078402	HC Attorney SPU Fund Slate	\$126,361.58	\$11.31	\$1,693.15				\$0.00	\$0.00	\$124,679.74
429678402	HC Attorney SPU Fund Slate (CM)	\$0.00						\$0.00	\$0.00	\$0.00
4200048405	HC Attorney SPU Fund	\$483,418.30	\$43.54	\$500.00						\$482,961.84
4200028407	District Attorney Federal Forfeited Assets/US Treasury	\$91,009.72	\$8.20	\$0.00						\$91,017.92
4200038414	District Attorney Federal Forfeited US Justice	\$885,828.19	\$61.82	\$0.00						\$885,890.01

**DETAIL OF CHANGES IN COUNTY FUNDS UNAUDITED AND UNRECONCILED AS OF JANUARY 2021**

**(PROOF OF CASH AT CADENCE BANK)**

Account #	Account Name	Beginning Balances	Deposits/Credits	Disbursements	ACH/Wire Disbursements	Outstanding Checks Beginning	Outstanding Checks Ending	MMF Purchases	MMF Sales	Ending Balance
4200048421	District Attorney State Forfeited Chapter 59	\$500,083.47	\$80,287.22		\$89,291.87			\$89,385.48	\$86,399.40	\$500,044.90
429648421	District Attorney State Forfeited Chapter 59 (CM)	\$11,091,065.43						\$86,399.40	\$89,385.48	\$11,109,079.35
4200078428	District Attorney Hot Checks Fees	\$14,151.18	\$290.39		\$0.00			\$0.00	\$0.00	\$14,441.55
429678428	District Attorney Hot Checks Fees (CM)	\$0.00						\$0.00	\$0.00	\$0.00
4200084435	District Attorney Gambling Proceeds	\$250,031.51	\$4,074.27		\$84,924.54			\$64,940.00	\$4,098.71	\$250,022.53
429684435	District Attorney Gambling Proceeds (CM)	\$1,832,821.32						\$4,098.71	\$64,940.00	\$1,771,780.03
4200084442	Constable (Pct.1) Federal Forfeited Assets US Treasury	\$259.38	\$0.02		\$0.00					\$259.40
4200084443	Constable (Pct.2) Federal Forfeited Assets US Treasury	\$10.85	\$0.00		\$0.00					\$10.85
4200078444	Constable (Pct.4) Federal Forfeited Assets US Treasury	\$4,768.86	\$0.43		\$0.00					\$4,769.29
4200084445	Constable (Pct.5) Federal Forfeited Assets Us Treasury	\$985.44	\$0.09		\$0.00					\$985.53
4200084446	Constable (Pct. 1) State Forfeited Assets Chapter 18	\$380,917.98	\$33.68		\$16,636.76					\$363,314.90
4200048447	Constable (Pct. 3) State Forfeited Assets Chapter 18	\$85,820.86	\$5.93		\$0.00					\$85,826.79
4200038448	Constable (Pct. 5) State Forfeited Assets Chapter 18	\$187,143.52	\$16.87		\$0.00					\$187,160.39
4200028448	Constable (Pct. 1) Federal Forfeited Assets US Justice	\$84,891.00	\$7.63		\$0.00					\$84,898.63
4200084450	Constable (Pct.2) Federal Forfeited Assets US Justice	\$82.88	\$0.01		\$0.00					\$82.89
4200078451	Constable (Pct.4) Federal Forfeited Assets US Justice	\$64,957.04	\$5.77		\$0.00					\$64,962.81
4200068452	Constable (Pct. 5) Federal Forfeited Assets US Justice	\$79,233.14	\$7.14		\$0.00					\$79,240.28
4200058453	Constable (Pct. 3) Federal Forfeited Assets US Treasury	\$0.00	\$0.00		\$0.00					\$0.00
4200048454	Constable (Pct. 3) Federal Forfeited Asset US Justice	\$0.66	\$0.00		\$0.00					\$0.66
4200038455	Constable (Pct. 2) State Forfeited Assets Chapter 18	\$120,460.57	\$10.86		\$0.00					\$120,471.43

**DETAIL OF CHANGES IN COUNTY FUNDS UNAUDITED AND UNRECONCILED AS OF JANUARY 2021**

**(PROOF OF CASH AT CADENCE BANK)**

Account #	Account Name	Beginning Balances	Deposits/Credits	Disbursements	ACH/Wire Disbursements	Outstanding Checks Beginning	Outstanding Checks Ending	MMF Purchases	MMF Sales	Ending Balance
4200028456	Constable (Pct. 1) State Forfeited Chapter 59	\$122,987.58	\$10.68	\$7,370.70	\$0.00					\$115,637.56
4200018457	Constable (Pct. 4) State Forfeited Assets Chapter 18	\$736,048.48	\$190.32	\$1,020.00	\$0.00					\$735,218.78
4200008458	Constable (Pct. 6) State Forfeited Assets Chapter 18	\$8,326.81	\$0.75	\$0.00	\$0.00					\$8,327.55
4200048462	Constable (Pct. 2) State Forfeited Assets Chapter 59	\$82,825.70	\$7.48	\$225.00	\$0.00					\$82,608.18
4200038463	Commissioners Court State Forfeited Chapter 59	\$750,095.28	\$9,208.63	-\$18.52	\$0.00			\$0.00	\$9,250.84	\$759,067.59
429638463	Commissioners Court State Forfeited Chapter 59 (CM)	\$2,235,836.56						\$9,250.84	\$0.00	\$2,245,181.40
4200028464	Constable (Pct. 3) State Assets Chapter 59	\$51,676.77	\$4.68	\$0.00	\$0.00					\$51,681.43
4200018465	Constable (Pct. 4) State Forfeited Assets Chapter 59	\$385,457.35	\$14.74	\$400.00	\$0.00					\$385,082.12
4200008466	Constable (Pct. 5) State Forfeited Assets Chapter 59	\$277,885.89	\$25.04	\$383.18	\$0.00					\$277,547.55
4200098467	Constable (Pct. 6) State Forfeited Assets Chapter 59	\$28,023.69	\$2.53	\$0.00	\$0.00					\$28,026.22
4200008468	Constable (Pct. 7) State Forfeited Assets Chapter 59	\$18,339.39	\$1.65	\$0.00	\$0.00					\$18,341.04
4200078469	Constable (Pct. 8) State Forfeited Assets Chapter 59	\$98,288.07	\$7,403.77	\$1,489.18	\$0.00					\$104,202.66
4200048470	Sheriff Federal Forfeited Assets US Treasury	\$807,039.78	\$44,855.30	\$23,746.25	\$0.00					\$828,148.83
4200078477	Sheriff Forfeited Assets US Justice	\$0.00	\$0.00	\$288,414.54	\$0.00			\$288,422.56	\$8.02	\$0.00
429678477	Sheriff Forfeited Assets US Justice (CM)	\$756,577.30						\$8.02	\$288,422.56	\$488,162.76
4200008484	Sheriff State Forfeited Assets Chapter 59	\$500,063.42	\$45.07	\$8,529.81	\$0.00			\$8,529.86	\$73.87	\$500,045.07
429688484	Sheriff State Forfeited Assets Chapter 59 (CM)	\$1,231,657.82						\$73.87	\$8,529.86	\$1,225,181.73
4200078485	Sheriff State Forfeited Assets Chapter 18	\$250,031.76	\$22.53	-\$0.51	\$0.00			\$0.00	\$32.27	\$250,025.53
429678485	Sheriff State Forfeited Assets Chapter 18 (CM)	\$59,712.96						\$32.27	\$0.00	\$59,745.25
4200008490	Sheriff State Forfeited Assets- HIDT	\$771,826.50	\$69.55	\$0.00	\$0.00					\$771,896.05
4200038505	Escheatment Account	\$1,155,226.34	\$1,313.50	\$0.00	\$0.00					\$1,156,539.84

**DETAIL OF CHANGES IN COUNTY FUNDS UNAUDITED AND UNRECONCILED AS OF JANUARY 2021**

**(PROOF OF CASH AT CADENCE BANK)**

Account #	Account Name	Beginning Balances	Deposits/Credits	Disbursements	ACH/Wire	Outstanding Checks Beginning	Outstanding Checks Ending	MMF Purchases	MMF Sales	Ending Balance
4200038695	HC Toll Sr. Lien Rev Bonds Ser 2009C Construction	\$842,873.17	\$75.23		\$28,209.15					\$814,739.25
4200018721	HC Dist Atty Hot Checks Fees Interest	\$0.76	\$0.00		\$0.00					\$0.76
4200028738	HC Fee Officer Cash Bond	\$5,432,608.81	\$319,298.00		\$5,240.00					\$5,746,666.81
4200048777	Refunding Bond Series 2002 D/S	\$213,148.53	\$19.21		\$0.00					\$213,168.74
4200048785	Metrol General Mobility Program	\$5,292,785.60	\$10,100,530.57		\$9,967,859.38					\$5,425,466.79
4200048801	HC Constitutional Debt Service Consolidated	\$15,048,742.42	\$57,984,974.77		\$49,981,886.98					\$23,051,830.21
4200008870	HC Tx Road Debt Service Funds	\$1,233,864.08	\$71,388,967.41		\$71,723,479.17					\$899,407.32
4200088890	HC Gen Obligation Commercial Paper Series A-1	\$80,575.22	\$3,055,959.42		\$2,023,854.29					\$1,112,680.35
4200058891	HC Gen Obligation Commercial Paper Series B	\$13,753.38	\$1.24		\$21.80					\$13,733.02
4200048892	HC Gen Obligation Commercial Paper Series C	\$1,662,949.83	\$1,150,062.67		\$2,788,172.70					\$24,825.80
4200038893	HC Gen Obligation Commercial Paper Series D	\$5,558,701.00	\$9,137,908.01		\$7,027,722.25					\$7,068,886.78
4200088998	HC Tax & Sub Lien Rev Ref Bonds Ser 2012A D/S	\$115,840.73	\$19.11		\$0.00					\$115,859.84
4200018945	Unlimited Tax Road & Ref Bonds Ser 2004B Project Fund	\$85.65	\$10,000.21		\$129.69					\$9,956.40
4200089037	HC Toll Road Authority Revenue Account	\$5,000,628.67	\$75,253,081.94		\$153,019,698.61			\$125,099,722.91	\$47,333,288.16	\$5,000,446.95
429689037	HC Toll Road Authority Revenue Account (CM)	\$94,009,572.34						\$47,333,288.16	\$125,099,722.91	\$16,243,137.59
4200029058	HC TRA Renewal and Replacement	\$5,000,580.79	\$11,145,268.55		\$20,336,368.82			\$19,747,412.81	\$14,556,624.78	\$1,000,268.55
429629058	HC TRA Renewal and Replacement - (CM)	\$9,480,365.75						\$14,556,624.78	\$19,747,412.81	\$4,289,577.72
4200069260	HC TRA Sr. Lien Rev & Ref Bonds Series 2002 Construction	\$23,063.84	\$75,002.31		\$82,155.98					\$15,910.17
4200009365	HC TRA Sr. Lien Rev & Ref Bonds Series 2008B Construction	\$1,192.85	\$75,000.44		\$69,325.70					\$9,967.39
4200019372	HC TRA Sr. Lien Rev Bonds, Series 2009A Construction	\$21,485.35	\$1.94		\$0.00					\$21,487.29

**DETAIL OF CHANGES IN COUNTY FUNDS UNAUDITED AND UNRECONCILED AS OF JANUARY 2021**

**(PROOF OF CASH AT CADENCE BANK)**

Account #	Account Name	Beginning Balances	Deposits/Credits	Disbursements	ACH/Wire	Outstanding Checks Beginning	Outstanding Checks Ending	MMF Purchases	MMF Sales	Ending Balance
4200099390	HC TRA Sr. Lien Rev Commercial Paper Notes, Ser E-1	\$42,037,935.93	\$3,498.69	\$5,727,079.79						\$36,314,356.83
4200099391	HC TRA Sr. Lien Rev Commercial Paper Notes, Ser E-2	\$111,145,296.89	\$6,203.36	\$8,020,487.91				\$2,102,528.45	\$105,127,335.43	\$106,203.36
429689391	HC TRA Sr. Lien Rev Commercial Paper Notes, Ser E-2, (CM)	\$0.00						\$105,127,335.43	\$2,102,528.45	\$103,024,806.98
4200099746	HC CTS ERP Retainage	\$4,281,298.45	\$385.90	\$0.00						\$4,281,684.35
	<b>Total Harris County</b>	<b>\$548,016,837.77</b>	<b>\$1,958,688,288.87</b>	<b>\$40,430,237.03</b>	<b>\$2,015,928,629.99</b>	<b>\$23,891,342.97</b>	<b>\$35,803,976.37</b>	<b>\$2,556,046,929.09</b>	<b>\$2,209,243,403.75</b>	<b>\$785,416,131.56</b>
	<b>HARRIS COUNTY FLOOD</b>									
4200104927	FC Central Disbursement									
	<b>(Funds Swept to Flood Control District Acct.)</b>	<b>-\$9,739,006.11</b>		<b>\$6,921,069.49</b>	<b>\$24,470,908.36</b>	<b>\$9,739,006.11</b>	<b>\$37,249,151.03</b>	<b>\$31,392,807.85</b>		<b>-\$37,249,151.03</b>
4200000224	HCFC District General	\$17,059.21	\$97,005,747.48	\$36,349,698.73				\$ 6,201,329.57	\$65,874,246.94	\$1,000,191.59
429600224	HCFC District (CM)	\$0.00						\$ 65,874,246.94	\$6,201,329.57	\$59,672,917.37
4200010280	HCFC Commercial Paper Series F	\$1,071,992.40	\$98.25	\$6,931.48						\$1,065,157.17
4200050336	HCFC District Contract Tax Ref Bonds Ser 2004A Project	\$398.50	\$0.03	\$130.81						\$237.62
4200000364	HCFC District Improvement Bonds Ser 2007 Project Fund	\$5,316.81	\$0.47	\$160.34						\$5,156.94
4200040378	HCFC Army Corps of Engineers Sims Bayou Project Escrow	\$28,572.34	\$2.31	\$0.00						\$25,574.85
4200050385	HCFC Army Corps of Engineers Clear Creek Escrow Account	\$507.17	\$0.05	\$0.00						\$507.22
4200090399	HCFC District Contract Tax Ref Bonds, Ser 2008A D/S	\$3,788.77	\$536.74	\$0.00						\$4,325.51
4200010439	HCFC Debt Service	\$2,036,077.48	\$7,984,341.73	\$8,899,047.80						\$3,001,371.41
4200090440	HCFC Contract Tax Ref Bonds 2014B D/S	\$659.60	\$0.06	\$0.00						\$659.66
4200090442	HCFC Contract Tax Ref Bonds 2014A D/S	\$1,237.55	\$0.11	\$0.00						\$1,337.66
4200030445	HCFC Contract Tax Ref Bonds Ser 2015B D/S	\$622.71	\$0.06	\$0.00						\$622.77
4200014605	HCFC Disclined Limited Tax Comm Paper Ser H Con	\$19,919,248.13	\$22,970,582.83	\$41,552,285.48						\$1,336,543.48
4200014647	HCFC District Contract Tax Ref Bonds Ser 2017A D/S	\$1,213.47	\$0.11	\$0.00						\$1,213.58

**DETAIL OF CHANGES IN COUNTY FUNDS UNAUDITED AND UNRECONCILED AS OF JANUARY 2021**

**(PROOF OF CASH AT CADENCE BANK)**


Account #	Account Name	Beginning Balance	Deposits/Credits	Disbursements	ACH/Wire Disbursements	Outstanding Checks Beginning	Outstanding Checks Ending	MMF Purchases	MMF Sales	Ending Balance
			+	-	-		-	+	-	
4200014654	HCFC District Limited Tax Comm Paper Ser H D/S	\$966,516.61	\$1,366,702.71		\$384,444.44					\$1,968,776.78
4200032201	HCFC District Contract Tax Ref Bds Series 2019A - COI	\$4,587.77	\$0.41							\$4,588.18
4200032219	HCFC District Contract Tax Ref Bonds Series 2019A DIS	\$1,130.61	\$0.10		\$0.00					\$1,130.71
	<b>Total Flood Control</b>	\$14,316,881.92	\$129,228,011.45	\$6,921,869.49	\$109,663,635.54	\$9,739,006.11	\$37,249,161.03	\$103,468,384.36	\$72,075,676.51	\$30,841,051.27
	<b>Total Cadence Bank</b>	\$562,333,719.69	\$2,087,898,280.32	\$47,362,106.52	\$2,125,592,266.63	\$33,629,349.06	\$72,863,127.40	\$2,669,514,313.46	\$2,261,316,980.26	\$816,257,182.83





There were no Juror Donations to charity for the month of January 2021. Jury service was suspended in Harris County through June 30 due to COVID-19. On July 6, 2020, jury service resumed in Harris County's District Courts at NRG Arena.

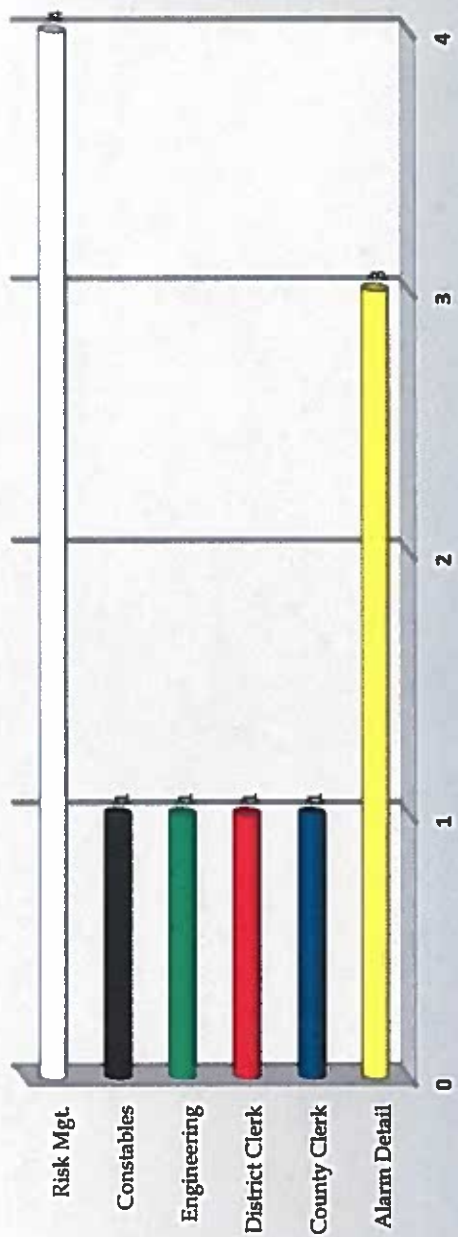
**PERCENTAGE OF RETURN ITEMS  
January 2021**



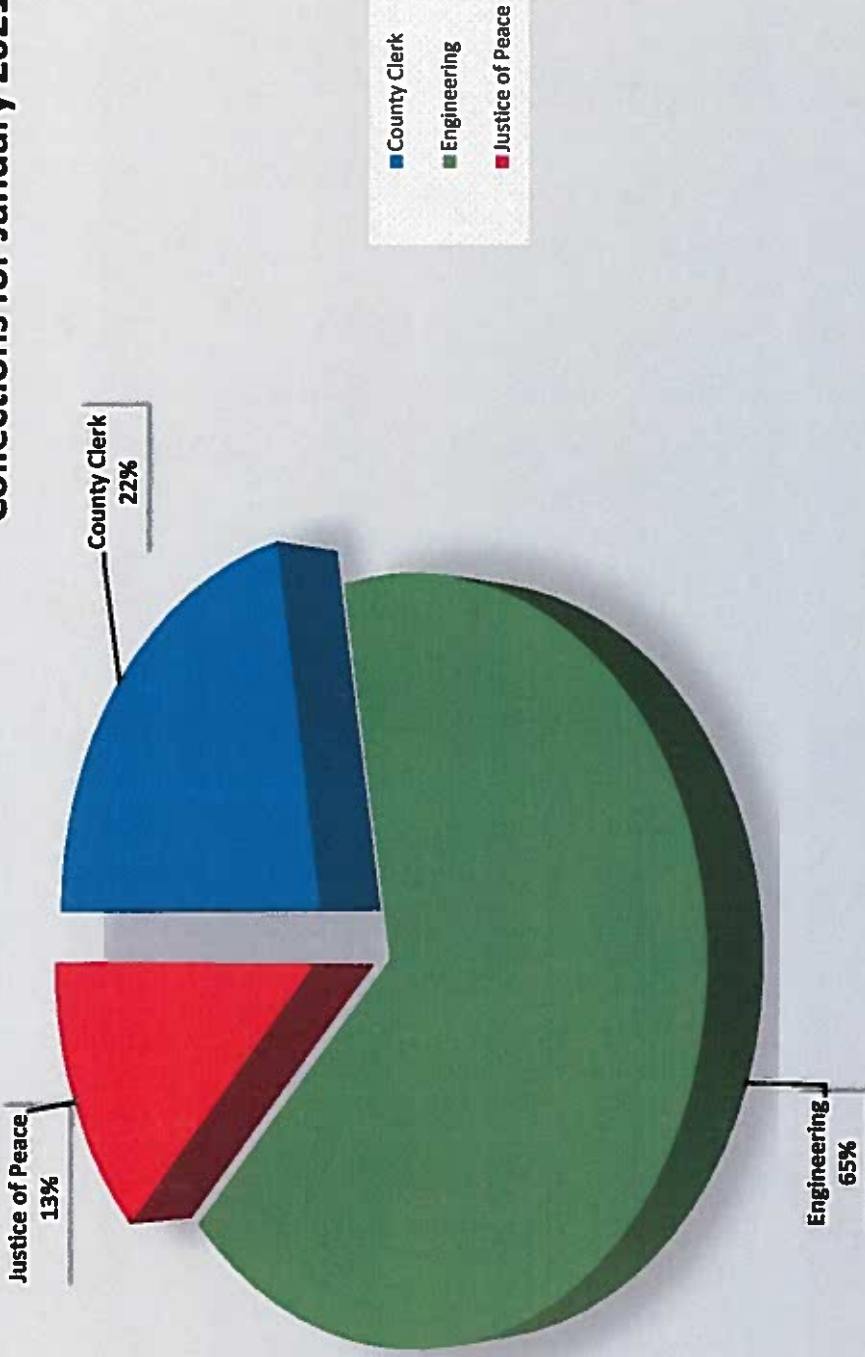
■ Alarm Detail  
 ■ County Clerk  
 ■ District Clerk  
 ■ Engineering  
 ■ Constables  
 ■ Risk Mgt.

Alarm Detail	3
County Clerk	1
District Clerk	1
Engineering	1
Constables	1
Risk Mgt.	4
<b>TOTAL</b>	<b>11</b>

**Number of Return Items Received by Department**



# Collections for January 2021



County Clerk	\$	104.16
Engineering	\$	300.00
Justice of Peace	\$	60.00
<b>Total</b>	<b>\$</b>	<b>464.16</b>

## Collections of Return Items - January 2021



The attached Fund Financial Statements and Schedule of Debt detail the debts due to and owed by the County. These schedules are excerpts from the Auditor's Monthly Financial Statements.

**HARRIS COUNTY, TEXAS**  
**SCHEDULE OF DEBT - COMMERCIAL PAPER AND BONDED DEBT - ALL FUNDS**  
**January 31, 2021**

	<b>Stated Rate</b>	<b>Outstanding Balances</b>
<b>Toll Road Debt:</b>		
Toll Road Bonds	1.450 - 5.250	\$ 2,334,680,000
Unamortized Premium (Discount) Net		279,977,233
Accrued Interest		38,716,141
<b>Total Toll Road Bonds Payable and Commercial Paper</b>		<b>2,653,373,374</b>
<b>Flood Control Debt:</b>		
Flood Control Bonds	0.250 - 5.250	713,005,000
Unamortized Premiums		95,438,638
Commercial Paper Payable - Series H		22,000,000
<b>Total Flood Control Bonds Payable and Commercial Paper</b>		<b>830,443,638</b>
<b>Other Bonds Payable:</b>		
Road Bonds	1.500 - 5.250	593,105,000
Permanent Improvement	0.350 - 5.500	598,505,000
General Obligation, Revenue Refunding 2002	5.000 - 5.860	17,672,134
Tax & Subordinate Lien, Revenue Refunding Bonds	3.000 - 5.250	155,410,000
Unamortized Premiums - Road		58,247,722
Unamortized Premiums - Permanent Improvement		76,401,864
Unamortized Premiums - General Obligation		14,481,128
Accrued Interest on Capital Appreciation Bonds - General Obligation		33,669,996
<b>Total Other Bonds Payable</b>		<b>1,547,492,844</b>
<b>Other Commercial Paper Payable:</b>		
Commercial Paper Payable - Series A-1		30,041,000
Commercial Paper Payable - Series B		9,475,000
Commercial Paper Payable - Series C		122,870,000
Commercial Paper Payable - Series D		26,866,000
Commercial Paper Payable - Series D-2		62,390,000
Commercial Paper Payable - Series J-1		5,250,000
<b>Total Other Commercial Paper Payable</b>		<b>256,892,000</b>
<b>Total Bonds Payable and Commercial Paper</b>		<b>5,288,201,856</b>
<b>Other Long-Term Liabilities:</b>		
Loan Payable		7,314,563
OPEB Obligation		937,851,473
Net Pension Liability		306,046,823
Pollution Remediation Obligation		1,636,190
<b>Total Other Long-Term Liabilities</b>		<b>1,252,849,049</b>
<b>Total Debt</b>		<b>\$ 6,541,050,905</b>

**HARRIS COUNTY, TEXAS**  
**STATEMENT OF NET POSITION**  
**PROPRIETARY FUNDS**  
**January 31, 2021**

	<u>Enterprise Funds</u>			<u>Internal Service Funds</u>
	<u>Toll Road</u>	<u>Nonmajor Enterprise Funds</u>	<u>Total</u>	
<b>ASSETS</b>				
<b>Current assets:</b>				
Cash and cash equivalents	\$ 698,614,251	\$ 34,543,520	\$ 733,157,771	\$ 188,832,347
Investments	598,498,937	-	598,498,937	19,753,008
Receivables, net	12,262,574	1,429,867	13,692,441	4,560,718
Due from other funds	158	-	158	473,528
Other receivables	64,907,561	-	64,907,561	6,276,658
Prepays and other assets	105,237	-	105,237	898,858
Inventories	4,970,150	-	4,970,150	77,304
Restricted cash and cash equivalents	242,222,136	-	242,222,136	-
Restricted investments	93,471,113	-	93,471,113	-
<b>Total current assets</b>	<u>1,715,052,117</u>	<u>35,973,387</u>	<u>1,751,025,504</u>	<u>220,872,421</u>
<b>Noncurrent assets:</b>				
Notes receivable	30,325	-	30,325	-
Investments, held as collateral by others	28,900,000 *	-	28,900,000	-
<b>Capital assets:</b>				
Land and construction in progress	1,996,095,181	6,364,202	2,002,459,383	250,000
Intangible asset, net of amortization	174,135,000	-	174,135,000	-
Other capital assets, net of depreciation	1,028,343,612	11,902,996	1,040,246,608	22,641,742
<b>Total noncurrent assets</b>	<u>3,227,504,118</u>	<u>18,267,198</u>	<u>3,245,771,316</u>	<u>22,891,742</u>
<b>Total assets</b>	<u>4,942,556,235</u>	<u>54,240,585</u>	<u>4,996,796,820</u>	<u>243,764,163</u>
<b>DEFERRED OUTFLOWS OF RESOURCES</b>				
Deferred charge on refunding	59,125,699	-	59,125,699	-
Accumulated decrease in fair value of hedging derivatives	54,821,587	-	54,821,587	-
<b>Total deferred outflows of resources</b>	<u>113,947,286</u>	<u>-</u>	<u>113,947,286</u>	<u>-</u>
<b>LIABILITIES</b>				
<b>Current liabilities:</b>				
Vouchers payable	37,978,317	37,564	38,015,881	1,058,474
Retainage payable	39,108,807	8,872	39,117,679	-
Customer deposits and other	159,456	-	159,456	-
Due to other funds	6,720,290	36,638	6,756,928	487,155
Estimated outstanding claims	-	-	-	21,326,589
Incurred but not reported claims	-	-	-	45,813,125
Unearned revenue	80,013,960	(1,054,462) **	78,959,498	-
Current portion of long-term liabilities	38,716,141	-	38,716,141	-
<b>Total current liabilities</b>	<u>202,696,971</u>	<u>(971,388)</u>	<u>201,725,583</u>	<u>68,685,343</u>
<b>Noncurrent liabilities:</b>				
Noncurrent portion of long-term liabilities	2,614,657,233	-	2,614,657,233	-
<b>Total noncurrent liabilities</b>	<u>2,614,657,233</u>	<u>-</u>	<u>2,614,657,233</u>	<u>-</u>
<b>Total liabilities</b>	<u>2,817,354,204</u>	<u>(971,388)</u>	<u>2,816,382,816</u>	<u>68,685,343</u>
<b>DEFERRED INFLOWS OF RESOURCES</b>				
Accumulated decrease in fair value of hedging derivatives	54,821,587	-	54,821,587	-
<b>Total deferred inflows of resources</b>	<u>54,821,587</u>	<u>-</u>	<u>54,821,587</u>	<u>-</u>
<b>NET POSITION</b>				
Net investment in capital assets	1,007,580,879	18,267,198	1,025,848,077	22,891,742
<b>Restricted for:</b>				
Capital projects	4,970,150	-	4,970,150	-
Debt service	296,977,108	-	296,977,108	-
Toll road	874,799,593	-	874,799,593	-
<b>Unrestricted</b>	<u>-</u>	<u>36,944,775</u>	<u>36,944,775</u>	<u>152,187,078</u>
<b>Total net position</b>	<u>\$ 2,184,327,730</u>	<u>\$ 55,211,973</u>	<u>\$ 2,239,539,703</u>	<u>\$ 175,078,820</u>

\* The County has pledged \$16.0M to Citibank and \$12.9M to JP Morgan from two FNMA notes with a combined par value of \$28.9M, under the terms of the swap agreements related to the Senior Lien Revenue Refunding 2007B bonds.

\*\* Negative balance is due to timing.

**HARRIS COUNTY, TEXAS  
BALANCE SHEET  
GOVERNMENTAL FUNDS  
JANUARY 31, 2021**

	General Fund	Public Contingency Fund	Mobility Fund	Infrastructure Fund	General Debt Service Funds	Total General Fund Group	Nonmajor Governmental Funds	Total Governmental Funds
<b>ASSETS</b>								
Cash and investments:								
Cash and cash equivalents	\$ 781,500,911	\$ 85,070,887	\$ 363,072,463	\$ 31,713,207	\$ -	\$ 1,261,357,468	\$ 416,194,097	\$ 1,677,551,565
Investments	-	71,094,575	-	-	-	71,094,575	94,679,521	165,774,096
Receivables:								
Taxes, net	939,689,290	-	-	-	-	939,689,290	72,872,504	1,012,561,794
Accounts	30,299,901	-	4,265,797	-	-	34,565,698	91,742,890	126,308,588
Capital leases	201,300	-	-	-	-	201,300	-	201,300
Other	2,623	-	-	-	-	2,623	250,221	252,844
Due from other funds	50,609,314	-	-	-	-	50,609,314	54,144,313	104,753,627
Prepays and other assets	503,000	-	-	-	-	503,000	1,143	506,143
Inventory	2,811,310	-	-	-	-	2,811,310	-	2,811,310
Restricted cash and cash equivalents	-	-	-	-	136,237,002	136,237,002	74,020,707	210,257,709
Restricted investments	-	-	-	-	20,589,048	20,589,048	-	20,589,048
Advances to other funds	140,000	200,000	-	-	-	340,000	2,157,500	2,497,500
Notes receivable	75,088	-	-	-	-	75,088	675,400	750,488
<b>Total assets</b>	<b>\$ 1,805,834,737</b>	<b>\$ 156,365,462</b>	<b>\$ 367,338,260</b>	<b>\$ 31,713,207</b>	<b>\$ 156,826,050</b>	<b>\$ 2,518,077,716</b>	<b>\$ 806,738,296</b>	<b>\$ 3,324,816,012</b>
<b>LIABILITIES</b>								
Vouchers payable	\$ 19,338,682	\$ 778,155	\$ 3,326,915	\$ -	\$ -	\$ 23,443,752	\$ 20,052,580	\$ 43,496,332
Due to other funds	-	43,412,251	1,164	-	262,430	43,675,845	33,380,118	77,055,963
Retainage payable	277,909	913,987	1,803,993	-	-	2,995,889	13,753	3,009,642
Customer deposits	-	-	-	-	-	-	24,792,251	24,792,251
Due to other governmental units	-	-	-	-	-	-	19,385,269	19,385,269
Bonds payable	104	-	-	-	-	104	-	104
Capital leases	151,357	-	-	-	-	151,357	-	151,357
Advances from other funds	-	-	-	-	-	-	2,497,500	2,497,500
Unearned revenue	200,808	-	-	-	-	200,808	576,951,782	577,152,590
<b>Total liabilities</b>	<b>19,968,860</b>	<b>45,104,393</b>	<b>5,132,072</b>	<b>-</b>	<b>262,430</b>	<b>70,467,755</b>	<b>677,073,253</b>	<b>747,541,008</b>
<b>DEFERRED INFLOWS OF RESOURCES</b>								
Unavailable revenue - property taxes	939,689,290	-	-	-	-	939,689,290	72,872,504	1,012,561,794
<b>Total deferred inflows of resources</b>	<b>939,689,290</b>	<b>-</b>	<b>-</b>	<b>-</b>	<b>-</b>	<b>939,689,290</b>	<b>72,872,504</b>	<b>1,012,561,794</b>
<b>FUND BALANCES</b>								
Nonspendable	3,456,310	200,000	-	-	-	3,656,310	2,157,500	5,813,810
Restricted	98,065,239	-	362,206,188	31,713,207	156,563,620	648,548,254	494,698,391	1,143,246,645
Committed	-	-	-	-	-	-	86,236,181	86,236,181
Assigned	27,414,385	-	-	-	-	27,414,385	-	27,414,385
Unassigned	717,240,653	111,061,069	-	-	-	828,301,722	(526,299,533)	302,002,189
<b>Total fund balances</b>	<b>846,176,587</b>	<b>111,261,069</b>	<b>362,206,188</b>	<b>31,713,207</b>	<b>156,563,620</b>	<b>1,507,920,671</b>	<b>56,792,519</b>	<b>1,564,713,210</b>
<b>Total liabilities, deferred inflows of resources, and fund balances</b>	<b>\$ 1,805,834,737</b>	<b>\$ 156,365,462</b>	<b>\$ 367,338,260</b>	<b>\$ 31,713,207</b>	<b>\$ 156,826,050</b>	<b>\$ 2,518,077,716</b>	<b>\$ 806,738,296</b>	<b>\$ 3,324,816,012</b>

\* Government funds are stated on a "current financial resources" measurement focus.

