

1001 Preston, Suite 652
Houston, Texas 77002-1816



(832) 927-6865
Fax: (832) 927-0056
treasurer.info@itc.hctx.net

DYLAN OSBORNE
HARRIS COUNTY TREASURER

February 11, 2020

County Judge Hidalgo,
Commissioners Ellis, Garcia,
Radack and Cagle

Vote of the Court:

	Yes	No	Abstain
Judge Hidalgo	<input type="checkbox"/>	<input type="checkbox"/>	<input type="checkbox"/>
Comm. Ellis	<input type="checkbox"/>	<input type="checkbox"/>	<input type="checkbox"/>
Comm. A. Garcia	<input type="checkbox"/>	<input type="checkbox"/>	<input type="checkbox"/>
Comm. Radack	<input type="checkbox"/>	<input type="checkbox"/>	<input type="checkbox"/>
Comm. Cagle	<input type="checkbox"/>	<input type="checkbox"/>	<input type="checkbox"/>

Honorable Members of the Court:

Transmittal of the County Treasurer's Report to Commissioners Court of monies received and disbursed for the month ending December 31, 2019 as required by the Local Government Code 114.026.

In accordance with State Law, the books, and accounts of the County Treasurer are available to the Commissioners Court for inspection and examination, as desired. This Report is also filed with the County Auditor.

Sincerely,

Dylan Osborne
Harris County Treasurer

Presented to Commissioners Court

FEB 11 2020
APPROVE EIG
Recorded Vol _____ Page _____

HARRIS COUNTY
BUDGET MANAGEMENT
DEPARTMENT
20 FEB - 4 AM 11: 16




HARRIS COUNTY

Treasurer's Office

MONTHLY REPORT

DECEMBER 2019

Monthly Report
Of The
Harris County Treasurer
For the Month Ended
December, 2019



Dylan Osborne
County Treasurer

TABLE OF CONTENTS

02/11/2020

Detail of Changes in County Funds	1-7
Monthly Electronic Transfer Report	8
Collected Return Items	9
Percentage of Return Items	10
Debts Due To and Owed by the County	11-14

****December Juror Donations were included with January 2020 Donations****

DETAIL OF CHANGES IN COUNTY FUNDS UNAUDITED AND UNRECONCILED AS OF DECEMBER 2019

(PROOF OF CASH AT CADENCE BANK)

Account #	Account Name	Beginning Balances	Deposits/Credits	Disbursements	Disbursements	ACH/Wire	Outstanding Checks Beginning	Outstanding Checks Ending	Purchases	MMF	Sales	Ending Balance
4200033159	Central Disbursement (Funds Swept to General Concentration Acct.)	-\$8,428,154.37		\$49,118,324.44		\$119,653,728.17	\$8,428,154.37	\$15,023,722.83	\$168,772,050.61			-\$15,023,722.83
4200084046	Juvenile Probation Board	\$750,308.22	\$2,322,738.50			\$2,134,930.35			\$2,140,775.65		\$2,328,571.52	\$750,318.50
429864046	Juvenile Probation Board (CM)	\$4,756,516.67							\$2,140,775.65			\$4,944,312.54
4200084046	(Funds Swept to Juvenile Probation Acct.)	-\$44,472.53		\$83,285.06		\$4,400,238.81	\$44,472.53	\$14,494.85	\$4,463,501.87			-\$14,494.85
4200018036	Payroll											
	(Funds Swept to General Concentration Acct.)	-\$35,228.45		\$848,478.36		\$62,650,628.69	\$35,228.45	\$562,642.88	\$63,499,107.05			-\$562,642.88
4200028043	Fee Officer											
	(Funds Swept to General Concentration Acct.)	-\$9,985,850.22		\$4,338,855.06		\$50,048.40	\$9,985,850.22	\$9,685,419.09	\$4,388,901.46			-\$9,685,419.09
4200028050	Harris County Jury Fund											
	(Funds Swept to General Concentration Acct.)	-\$337,854.00		\$184,588.00		\$13,288.15	\$337,854.00	\$285,088.00	\$177,856.15			-\$285,088.00
4200018267	HC Community Supervision	\$500,205.19	\$14,870,976.26			\$12,586,488.64			\$12,184,905.30	\$14,449,385.80		\$500,212.31
429864287	HC Community Supervision (CM)	\$2,089,734.52							\$14,449,385.80	\$12,184,905.30		\$4,354,215.02
4200018267	(Funds Swept to Community Supervision Acct.)	-\$288,650.17		\$301,819.78		\$26,734,054.66	\$288,650.17	\$109,581.82	\$27,035,874.44			-\$109,581.82
4200038679	HC Payroll Special Disb											
	(Funds Swept to General Concentration Acct.)	-\$91,437.18		\$176,117.31		\$548,887.36	\$91,437.18	\$91,725.27	\$724,804.67			-\$91,725.27
420008029	General Concentration	\$25,009,910.99	\$508,124,739.90			\$480,855,051.74			\$294,540,671.21	\$321,808,934.96		\$25,010,335.40
429868029	General Concentration (CM)	\$83,855,435.48							\$321,808,934.96	\$294,540,671.21		\$111,123,699.23
4200032151	HC Toll Rd Senior Lien Rev & Ref Bonds Ser. 2019A COI	\$324,922.02	\$16.67			\$261,529.32						\$63,408.37
4200032169	HC Tax and Sub Lien Rev Ref Bonds Ser 2019B D/S	\$39,042.06	\$7,093.61									\$46,135.67
4200032177	HC Tax and Sub Lien Rev Ref Bds Ser 2019B COI	\$58,716.28	\$2.88			\$45,991.51						\$10,727.65
4200032185	HC Tx Perm Improv Ref Bds Series 2019A COI	\$39,512.76	\$1.82			\$33,955.73						\$5,558.85
4200032193	HC Unlimited Tax Road Ref Bds, Series 2019A COI	\$175,685.27	\$8.33			\$148,641.88						\$27,051.74

DETAIL OF CHANGES IN COUNTY FUNDS UNAUDITED AND UNRECONCILED AS OF DECEMBER 2019

(PROOF OF CASH AT CADENCE BANK)

Account #	Account Name	Beginning Balances	Deposits/Credits	Disbursements	ACH/Wire Disbursements	Outstanding Checks Beginning	Outstanding Checks Ending	MMF Purchases	MMF Sales	Ending Balance
			+	-	-	-	-	+	-	
4200063438	HC Fire Marshal State Forfeited Assets	\$2,271.38	\$0.96		\$0.00					\$2,272.34
4200053439	HC Fire Marshal State Forfeited Assets Chp. 18	\$48,287.34	\$1,742.08		\$3,243.06					\$46,786.36
4200014035	Harris County Juvenile Supervision Fees	\$416,144.36	\$19,812.84		\$10,583.68					\$425,373.52
4200024471	HC Gen Obligation Comm Paper Series D-2	\$51,535.66	\$7,175,300.64		\$7,175,851.60					\$50,984.70
4200024489	HC Gen Obligation Comm Paper Series D-3	\$9,574.99	\$4.06		\$4.06					\$9,574.99
4200045369	Affordable Housing Funds	\$1.77	\$0.00		\$0.00					\$1.77
4200025395	Care for Elders Program	\$19,644.22	\$8.34		\$0.00					\$19,652.56
4200017467	HC Toll Sr Lien Revenue & Refund Bonds 2018A	\$1,000,410.96	\$40,544,966.33		\$37,301,557.41			\$37,329,044.50	\$40,572,439.62	\$1,000,424.76
429617467	HC Toll Sr. Lien Rev 2018A Construction	\$31,980,401.84						\$40,572,439.62	\$37,329,044.50	\$35,223,796.96
4200068015	HC Gen Oblig Comm Paper	\$5,743,119.73	\$11,484,007.31		\$546,043.17					\$16,681,083.87
4200068031	HC Unlimited Rd \$Ref Ser 2006B-Project Fund	\$15,446.87	\$75,010.39		\$90,304.49					\$152.77
4200058032	HC Tx Holderneth Rd Pipeline Relocation Cost Share	\$6.96	\$0.00		\$0.00					\$6.96
4200068064	HC Worker's Comp	\$500,205.25	\$5,303,363.93		\$8,679,473.40			\$8,694,565.67	\$5,318,449.25	\$500,212.20
429668064	HC Worker's Comp- CM	\$11,464,163.85						\$5,318,449.25	\$8,694,565.67	\$8,088,047.43
4200048082	HC Public Improvement Contingency	\$15,005,954.97	\$71,183,427.52		\$69,959,923.55			\$62,077,886.86	\$63,302,268.63	\$15,006,077.17
429648082	HC Public Improvement Contingency (CM)	\$16,188,852.22						\$63,302,268.63	\$62,077,886.86	\$17,411,233.99
4200058099	HC Metro Street Improvement	\$250,102.74	\$1,008,866.17		\$1,848,587.52			\$1,849,868.37	\$1,010,153.59	\$250,106.17
429658099	HC Metro Street Improvement (CM)	\$982,002.03						\$1,010,153.59	\$1,849,868.37	\$122,287.25
4200048330	HC VISA/Mastercard Pilot Program	\$0.00	\$5,728,510.00		\$5,728,510.00					\$0.00
4200076402	HC Attorney SPU Fund State	\$169,251.41	\$71.13		\$2,780.36			\$0.00	\$0.00	\$166,542.18
429678402	HC Attorney SPU Fund State (CM)	\$0.00						\$0.00	\$0.00	\$0.00
4200048405	HC Attorney SPU Fund	\$504,715.01	\$211.40		\$17,363.00					\$487,563.41

DETAIL OF CHANGES IN COUNTY FUNDS UNAUDITED AND UNRECONCILED AS OF DECEMBER 2019

(PROOF OF CASH AT CADENCE BANK)

Account #	Account Name	Beginning Balances	Deposits/Credits	Disbursements	ACH/Wire Disbursements	Outstanding Checks Beginning	Outstanding Checks Ending	MMF Purchases	MMF Sales	Ending Balance
			+	-	-		-	+	-	
4200028407	District Attorney Federal Forfeited	\$90,718.07	\$38.52		\$0.00					\$90,756.59
4200038414	District Attorney Federal Forfeited US Justice	\$607,138.93	\$257.83		\$0.00					\$607,394.76
4200048421	District Attorney State Forfeited	\$500,193.90	\$93,689.13		\$174,810.04		\$187,458.47	\$106,300.41	\$106,300.41	\$500,211.05
429848421	District Attorney State Forfeited (CM)	\$10,173,222.64					\$106,300.41	\$106,300.41	\$187,458.47	\$10,092,064.58
4200078428	District Attorney Hot Checks Fees	\$154,837.17	\$292.73		\$78,699.63		\$0.00	\$0.00	\$0.00	\$76,430.27
429878428	District Attorney Hot Checks Fees(CM)	\$0.00					\$0.00	\$0.00	\$0.00	\$0.00
4200088435	District Attorney Gambling Proceeds	\$250,102.00	\$22,532.34		-\$2,338.26		\$0.00	\$0.00	\$24,867.74	\$250,105.86
429888435	District Attorney Gambling Proceeds (CM)	\$1,913,883.43					\$24,867.74	\$24,867.74	\$0.00	\$1,938,751.17
4200098442	Constables Federal Forfeited	\$258.57	\$0.11		\$0.00					\$258.68
4200088443	Constable (Pct. 2) Fed Forfeited Asss US Treas	\$10.85	\$0.00		\$0.00					\$10.85
4200078444	Constable (Pct. 4) Fed Forfeited Asss US Treas	\$4,753.55	\$2.02		\$0.00					\$4,755.57
4200068445	Constable (Pct. 5) Fed Forfeited Asss US Treas	\$986.26	\$0.42		\$0.00					\$986.68
4200058446	Constable (Pct. 1) State Forfeited Assets - CH 18	\$488,279.68	\$116,501.95		\$12,459.08					\$590,322.55
4200048447	Constable (Pct. 3) State Forfeited Assets - CH 18	\$65,734.78	\$27.91		\$0.00					\$65,762.69
4200038448	Constable (Pct. 5) State Forfeited Asssies - Chpt 18	\$137,817.79	\$5,220.97		\$0.00					\$143,038.76
4200028449	Constables (Pct. 1) Forfeited US Justice	\$155,782.31	\$63.22		\$9,308.05					\$146,537.48
4200088450	Constable (Pct. 2) Fed Forfeited Assets US Justice	\$82.76	\$0.03		\$0.00					\$82.79
4200078451	Constable (Pct. 4) Forfeited US Justice	\$63,851.77	\$27.12		\$0.00					\$63,878.89
4200068452	Constable (Pct. 5) Fed Forfeited Assets US Justice	\$30,236.47	\$12.84		\$0.00					\$30,249.31
4200048454	Constable (Pct. 3) Fed Forfeited Asss US Justice	\$0.66	\$0.00		\$0.00					\$0.66

DETAIL OF CHANGES IN COUNTY FUNDS UNAUDITED AND UNRECONCILED AS OF DECEMBER 2019

(PROOF OF CASH AT CADENCE BANK)

Account #	Account Name	Beginning Balances	Deposits/Credits	Disbursements	ACH/Wire Disbursements	Outstanding Checks Beginning	Outstanding Checks Ending	MMF Purchases	MMF Sales	Ending Balance
4200038455	Constable (Pct. 2) State Forfeited Assets Chp 18	\$53,549.77	\$10,578.35	\$0.00	\$0.00					\$64,128.12
4200028456	Constables State (Pct.1) State Forfeited Chp. 59	\$276,228.09	\$450.12	\$9,335.87						\$286,343.34
4200018457	Constable (Pct. 4) State Forfeited Assets - CH 18	\$658,531.39	\$279.65	\$0.00						\$659,811.04
4200008458	Constable (Pct. 6) State Forfeited Asst - CH 18	\$9,300.12	\$3.52	\$0.00						\$9,303.64
4200048462	Constable (Pct. 2) State Forfeited Asst Ch 59	\$115,357.17	\$1,119.75	\$0.00						\$116,486.92
4200038463	Commissioners Court State Forfeited Ch. 59	\$750,308.09	\$10,194.96	-\$2,680.28			\$0.00	\$0.00	\$12,864.97	\$750,318.36
428638463	Commissioners Court State Forfeited Ch. 59 (CM)	\$2,090,285.19					\$0.00	\$12,864.97		\$2,103,150.16
4200028464	Constable (Pct. 3) State Forfeited Asst Ch. 59	\$53,212.93	\$22.60	\$0.00						\$53,235.53
4200018465	Constable (Pct. 4) State Forfeited Asst. Ch. 59	\$389,602.40	\$3,169.12	\$0.00						\$392,771.52
4200008466	Constable (Pct. 5) State Forfeited Asst. Ch. 59	\$200,386.02	\$5,589.74	\$700.58						\$205,277.18
4200098467	Constable (Pct. 6) State Forfeited Asst. Ch. 59	\$48,173.56	\$20.46	\$0.00						\$48,194.02
4200088468	Constable (Pct. 8) State Forfeited Asst. Ch. 59	\$8,345.34	\$3.54	\$0.00						\$8,348.88
4200078469	Constable (Pct. 8) State Forfeited Asst. Ch. 59	\$122,387.79	\$51.81	\$957.13						\$121,492.47
4200048470	Sheriff Federal Forfeited	\$570,119.04	\$216.12	\$92,925.95						\$477,409.21
4200078477	Sheriff Forfeited US Justice	\$0.00	\$12,328.45	\$129,842.56				\$129,454.31	\$11,940.20	\$0.00
428678477	Sheriff Forfeited US Justice (CM)	\$783,797.34						\$11,940.20	\$129,454.31	\$666,283.23
4200088484	Sheriff State Forfeited	\$500,204.75	\$212.33	-\$1,088.73				\$75.85	\$1,349.33	\$500,212.33
428688484	Sheriff State Forfeited (CM)	\$854,843.91						\$1,349.33	\$75.85	\$856,117.39
4200078485	Sheriff State Forfeited Assets - CH 18	\$250,102.74	\$106.17	\$69,854.53				\$70,111.52	\$359.73	\$250,106.17
428678485	Sheriff State Forfeited Assets - CH 18 (CM)	\$185,070.22						\$359.73	\$70,111.52	\$125,318.43
4200008490	Sheriff Fed Forfeited Assets	\$250,102.74	\$106.17	-\$587.83				\$0.00	\$690.57	\$250,106.17
428608490	Sheriff Fed Forfeited Assets (CM)	\$457,388.27						\$690.57	\$0.00	\$458,078.84

DETAIL OF CHANGES IN COUNTY FUNDS UNAUDITED AND UNRECONCILED AS OF DECEMBER 2019

(PROOF OF CASH AT CADENCE BANK)

Account #	Account Name	Beginning Balances	Deposits/Credits	Disbursements	ACH/Wire Disbursements	Outstanding Checks		MMF Purchases	MMF Sales	Ending Balance
						+	-			
4200038505	HC Treasurers Escheatment	\$1,129,041.88	\$479.39		\$200.00					\$1,129,321.27
4200038695	HC Toll Sr Lien Rev Bds Ser 2009C Construct	\$986,674.79	\$418.86		\$644.25					\$986,249.40
4200018721	HC Dist Atty Hot Checks Fees	\$301,518.61	\$128.04		\$0.00					\$301,646.65
4200028738	HC Fee Officer Cash Bond	\$3,376,034.33	\$203,101.00		\$187,918.90					\$3,391,216.43
4200048777	HC Obligation & Rev Series 2002 D/S	\$212,466.47	\$90.23		\$0.00					\$212,556.70
4200048785	Metro General Mobility Program	\$2,501,022.42	\$20,210,436.66		\$33,405,282.95		\$33,430,684.70	\$20,235,799.17		\$2,501,081.66
429648785	Metro General Mobility Program (CM)	\$25,721,673.22					\$20,235,799.17	\$33,430,684.70		\$12,526,787.69
4200048801	Harris County Constitutional Debt Service Funds	\$6,204,642.54	\$19,884,166.11		\$20,578.75					\$26,068,229.90
4200088864	HC Go and Rev Certificate Oblig Ser 2002 Construction	\$3,347,931.88	\$6,035,424.62		\$9,382,375.29					\$981.21
4200008870	HC Tx Rd Debt Service Funds	\$2,726,542.21	\$11,457,887.39		\$0.00					\$14,184,429.60
4200068890	HC Commercial Paper Series A-1	\$2,964,254.77	\$1,651,146.42		\$2,388,154.78					\$2,226,246.41
4200058891	HC Commercial Paper Series B	\$63,105.11	\$26.79		\$25.00					\$63,106.90
4200048892	HC Commercial Paper Series C	\$3,845,499.55	\$5,276,742.51		\$6,018,440.80					\$3,103,801.26
4200038893	HC Gen Oblig Comm Paper Series D	\$20,538,852.76	\$8,347,038.45		\$8,518,309.25					\$20,367,581.96
4200088898	HC Tax & Sub Lien Rev Ref Bonds Ser 2012A D/S	\$159,460.15	\$11,392,503.63		\$1,960,375.00					\$9,591,588.78
4200018945	HC Unlimited Tax Ref - Project Fund	\$430.16	\$5,001.00		\$3,566.77					\$1,864.39
4200089037	HCTRA Revenue Account	\$5,002,029.75	\$243,299,783.38		\$217,634,855.98		\$181,524,596.52	\$187,189,456.75		\$5,002,096.92
429689037	HCTRA Sweep Account	\$70,032,354.80					\$187,189,456.75	\$161,524,596.52		\$95,697,215.03
4200029058	HCTRA Renewal and Replacement	\$1,500,616.44	\$23,729,152.70		\$33,498,200.29					\$1,500,636.99
429629058	HCTRA Renewal and Replacement - (CM)	\$34,754,307.60					\$33,533,649.66	\$23,766,581.52		\$24,997,239.46

DETAIL OF CHANGES IN COUNTY FUNDS UNAUDITED AND UNRECONCILED AS OF DECEMBER 2019

(PROOF OF CASH AT CADENCE BANK)

Account #	Account Name	Beginning Balances	Deposits/Credits	Disbursements	ACH/Wire Disbursements	Outstanding Checks Beginning	Outstanding Checks Ending	MMF Purchases	MMF Sales	Ending Balance
4200069260	HCTRA Sr Lien Rev & Ref Bonds Series 2002 Construction	\$4,548.02	\$30,002.57		\$33,631.36					\$919.23
4200093965	HCTRA Sr Lien Rev & Ref Bonds Series 2008B Con	\$34,968.71	\$100,014.54		\$126,902.36					\$8,080.89
4200019372	HCTRA Sr Lien Rev Bonds, Series 2009A Construction	\$2,877.15	\$0.45		\$2,444.04					\$433.56
4200093980	HCTRA Sr Lien Rev Commercial Paper Notes, Ser E-1	\$45,193.40	\$4,160,247.37		\$4,159,116.65					\$47,324.12
4200089391	HCTRA Sr Lien Rev Commercial Paper Notes, Ser E-2	\$50,853.78	\$1,300,102.04		\$1,297,034.23					\$53,921.59
4200009746	HC CTS ERP Retainage	\$4,267,576.89	\$1,812.26		\$0.00					\$4,269,391.15
	Total Harris County	\$395,775,104.97	\$1,025,219,075.40	\$55,011,420.01	\$1,160,688,936.60	\$19,189,646.92	\$29,001,700.20	\$1,596,876,250.60	\$1,327,014,102.35	\$463,944,422.67
	HARRIS COUNTY FLOOD									
4200104927	FC Central Disbursement									
	<i>(Funds Swept to Flood Control District Acct)</i>									
4200000224	H.C. Flood Control District	\$2,000,750.75	\$80,861,381.86		\$75,931,993.35			\$43,319,452.43	\$48,248,846.02	\$2,000,745.67
429600224	H.C. Flood Control District (CM)	\$18,306,226.82						\$48,248,846.02	\$43,319,452.43	\$23,235,620.41
4200010280	HCFC Commercial Paper	\$1,299,557.12	\$524.79		\$107,799.18					\$1,192,282.73
4200050336	HCFC Tax Ref Bds Ser 04 Project Fund	\$4,536.53	\$15,001.91		\$17,747.15					\$1,791.29
420000364	HCFC Imp Bonds Ser 2007 Project Fund	\$30,288.84	\$6,503.94		\$36,012.85					\$779.93
4200040378	HCFC Army Corps of Engineers Sims Bayou	\$25,490.36	\$10.82		\$0.00					\$25,501.20
4200050385	HCFC Clear Creek Escrow Account	\$505.58	\$0.21		\$0.00					\$505.79
4200090399	HCFC Tax Ref Bonds, Ser 2008A D/S	\$7,388.57	\$75,275.11		\$0.00					\$82,663.68
4200010439	HCFC Debt Service Funds	\$125,356.13	\$538,088.51		\$0.00					\$663,444.64
4200080440	HCFC - Tax Ref Bonds Taxable Investment	\$644.49	\$0.27		\$0.00					\$644.76
4200060442	HCFC - District Contract Tax Ref Bd. 2014A - DS	\$308.55	\$0.13		\$0.00					\$308.68

DETAIL OF CHANGES IN COUNTY FUNDS UNAUDITED AND UNRECONCILED AS OF DECEMBER 2019

(PROOF OF CASH AT CADENCE BANK)

Account #	Account Name	Beginning Balances	Deposits/Credits	Disbursements	ACH/Wire Disbursements	Outstanding Checks Beginning	Outstanding Checks Ending	MMF Purchases	MMF Sales	Ending Balance
4200030445	HCFC - District Contract Tax Ref Bd Ser 2015B - DS	\$695.30	\$0.29		\$0.00					\$695.59
4200032201	HCFC District Contract Tax Ref Bds Series 2019A COI	\$312,644.99	\$14.96		\$263,127.84					\$49,532.11
4200032219	HCFC District Contract Tax Ref Bds Series 2019A D/S	\$243.49	\$0.03							\$243.52
4200014605	HCFC - District Limited Tax Comm Paper - Ser H Con	\$4,146,231.50	\$23,906,577.35		\$12,937,666.22					\$15,115,122.63
4200014654	HCFC - District Limited Tax Comm Paper - Ser H D/S	\$1,669,997.01	\$243,269.94		\$92,722.54					\$1,820,564.41
4200014647	HCFC - District Contract Tax Ref Bd Ser 2017A-D/S	\$543.66	\$0.23		\$0.00					\$543.89
	Total Flood Control	\$21,165,926.77	\$105,646,670.35	\$15,769,526.09	\$112,229,215.17	\$6,765,472.94	\$7,516,930.42	\$130,179,950.58	\$91,568,296.45	\$36,674,050.51
	Total Cadence Bank	\$416,941,031.74	\$1,130,866,345.83	\$70,780,954.10	\$1,272,918,151.83	\$25,955,119.86	\$37,118,666.70	\$1,727,056,209.18	\$1,419,382,460.80	\$500,618,473.18

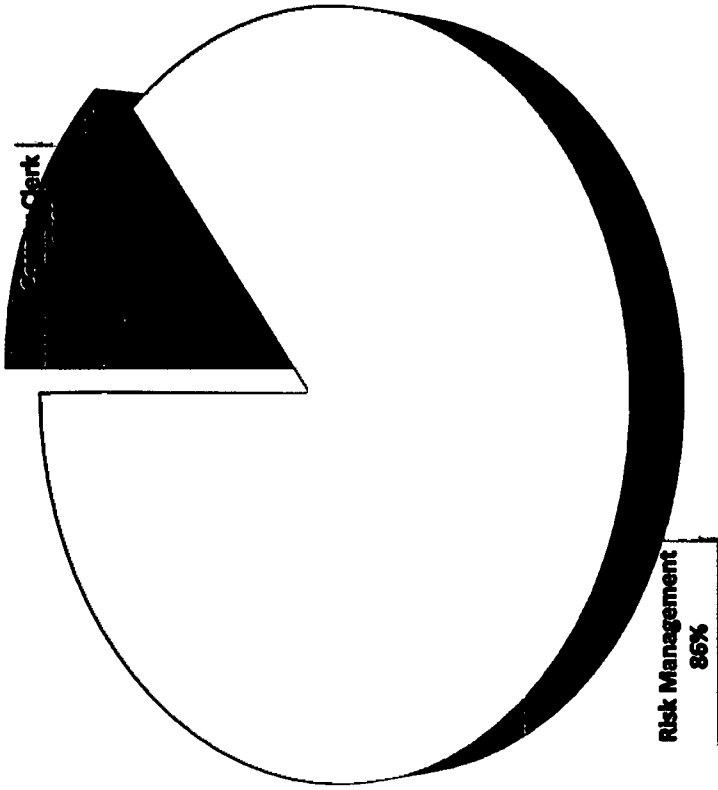
MONTHLY ELECTRONIC ACTIVITY REPORT

DECEMBER 1-31, 2019

	EFT COUNTY	AMOUNT	EFT PORT	AMOUNT	ACH PORT	AMOUNT	ACH COUNTY	AMOUNT	ACH TAX OFFICE	AMOUNT	EFTPS COUNTY FLOOD	CSCD	AMOUNT	EFTPS/PORT	AMOUNT
12/2/2019	8	\$5,840,157.27	1	\$8,000,000.00	3	\$35,088.36								2	\$478,777.21
12/3/2019	11	\$32,526,239.72	2	\$13,827,495.93					3	\$59,588.71					
12/4/2019	11	\$32,526,239.72	1	\$8,333.00	4	\$25,780,000.00			39	\$518,638.99					
12/5/2019	2	\$216,050.63			3	\$194,905.17	6	\$5,997.78	132	\$111,101,167.58					
12/6/2019	8	\$3,292,187.95			5	\$6,939,188.14			116	\$202,649.18					
12/9/2019	11	\$588,979.24	2	\$2,940,000.00	2	\$1,796.50	42	\$22,162,912.29	141	\$84,298,399.48	2		\$855.74	2	\$617,347.87
12/10/2019	1	\$14,560.00	2	\$657,412.51			7	\$8,455,245.83							
12/11/2019	5	\$19,966,937.73	2	\$8,092,673.77	5	\$636,363.18					2		\$29,654.60		
12/12/2019	22	\$2,923,057.93	1	\$4,047.86	2	\$9,199.72			138	\$109,174,973.90					
12/13/2019	7	\$3,988,005.82	1	\$15,000,000.00	8	\$15,948,145.87	12	\$34,143,084.88							
12/16/2019	6	\$54,750,255.54							12	\$111,481.05	4		\$10,480,220.80		
12/17/2019	16	\$80,540,582.75	2	\$1,902,847.08					142	\$106,578,324.17				2	\$471,167.39
12/18/2019	1	\$5,787.50	2	\$7,430,000.00	2	\$242,707.63									
12/19/2019	20	\$688,204.98	4	\$1,680,816.03					3	\$21,630.66					
12/20/2019	7	\$15,983,500.08			6	\$6,484,861.94									
12/23/2019	3	\$5,053,375.33	2	\$622,907.93	2	\$18,548.90	10	\$19,899,788.10	138	\$126,129,878.62	2		\$5,325.84	2	\$589,920.27
12/24/2019	*	\$0.00													
12/25/2019	***	\$0.00													
12/26/2019	7	\$64,785.33													
12/27/2019	7	\$2,896,557.84			3	\$789,877.45	11	\$5,345,099.70							
12/30/2019	3	\$44,356.00	1	\$4,100,000.00			8	\$2,345,784.38	144	\$485,248,108.30	4		\$10,686,899.79	2	\$447,363.25
12/31/2019	3	\$1,354,063.12	2	\$1,415,376.12	4	\$1,458,000.00			3	\$2,810.92					
TOTAL	159	\$263,233,884.48	25	\$65,681,910.23	49	\$58,538,683.06	96	\$92,357,912.96	1011	\$1,023,447,451.56	14	\$21,202,956.77	10	\$2,604,575.99	

GRAND TOTAL	ITEMS	DOLLAR AMT.
1364		\$1,527,087,375.05

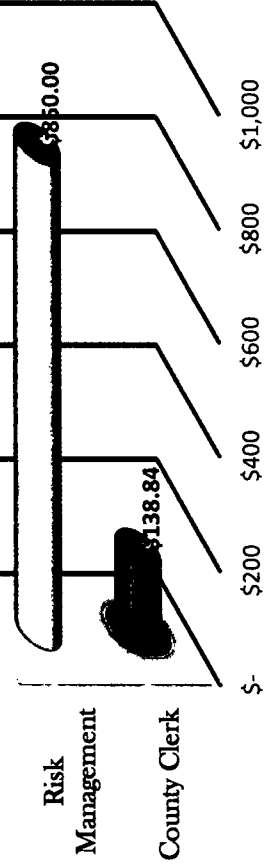
*** Bank and County Holiday
 * County Holiday
 ** Bank Holiday




Collections for December 2019

County Clerk	\$	138.84
Risk Management	\$	850.00
Total	\$	988.84

Collections of Return Items - December 2019



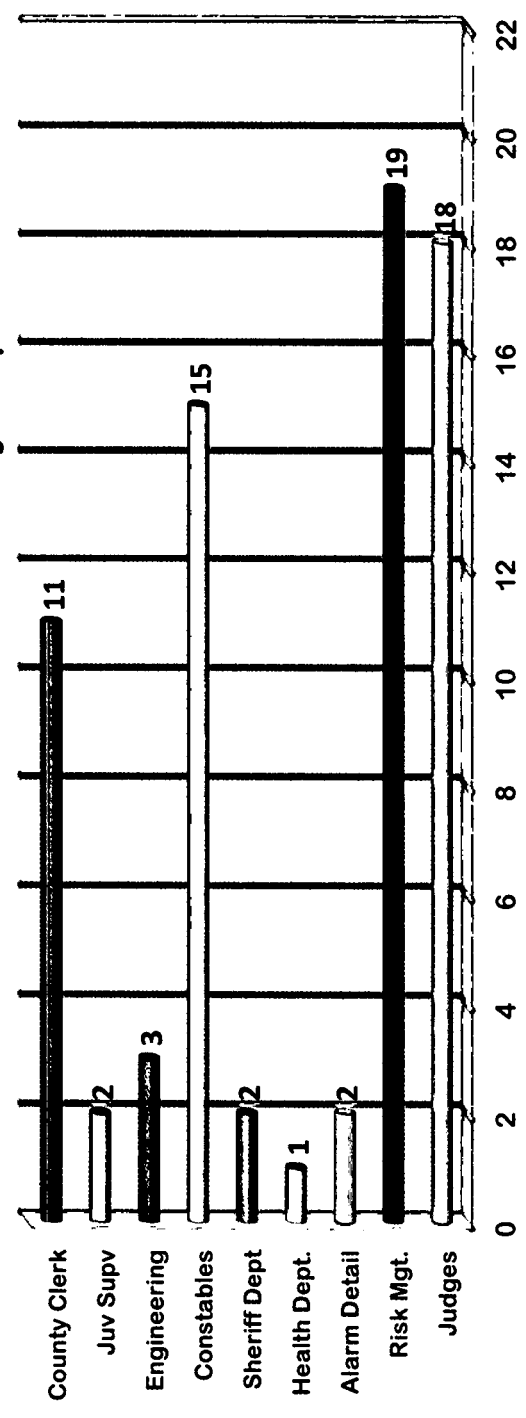


PERCENTAGE OF RETURN ITEMS
DECEMBER 2019

Judges ■ Risk Mgt. Alarm Detail □ Health Dept. □ Sheriff Dept □ Constables □ Engineering □ Juv Supv ■ County Clerk

Judges	18
Risk Mgt.	19
Alarm Detail	2
Health Dept.	1
Sheriff Dept	2
Constables	15
Engineering	3
Juv Supv	2
County Clerk	11
TOTAL	73

Number of Return Items Received by Department



The attached Fund Financial Statements and Schedule of Debt detail the debts due to and owed by the County. These schedules are excerpts from the Auditor's Monthly Financial Statements.

HARRIS COUNTY, TEXAS
STATEMENT OF NET POSITION
PROPRIETARY FUNDS
DECEMBER 31, 2019

	Enterprise Funds			Internal Service Funds
	Toll Road	Nonmajor Enterprise Funds	Total	
ASSETS				
Current assets:				
Cash and cash equivalents	\$ 324,219,731	\$ 31,184,084	\$ 355,403,815	\$ 203,158,917
Investments	1,038,551,847	-	1,038,551,847	17,920,200
Receivables, net	50,342	2,159,317	2,209,659	4,140,897
Due from other funds	2,633,481	-	2,633,481	1,056,050
Other receivables	62,140,376	-	62,140,376	4,017,388
Prepays and other assets	133,206	-	133,206	898,858
Inventories	5,208,974	-	5,208,974	2,571,693
Restricted cash and cash equivalents	19,962,501	-	19,962,501	-
Restricted investments	330,010,879	-	330,010,879	-
Total current assets	<u>1,782,911,337</u>	<u>33,343,401</u>	<u>1,816,254,738</u>	<u>233,764,003</u>
Noncurrent assets:				
Notes receivable	37,906	-	37,906	-
Investments, held as collateral by others	25,000,000 *	-	25,000,000	-
Capital assets:				
Land and construction in progress	1,713,805,362	3,963,598	1,717,768,960	259,000
Intangible asset	182,495,000	-	182,495,000	-
Other capital assets, net of depreciation	1,085,553,053	14,383,734	1,099,936,787	24,141,308
Total noncurrent assets	<u>3,006,891,321</u>	<u>18,347,332</u>	<u>3,025,238,653</u>	<u>24,400,308</u>
Total assets	<u>4,789,802,658</u>	<u>51,690,733</u>	<u>4,841,493,391</u>	<u>258,164,311</u>
DEFERRED OUTFLOWS OF RESOURCES				
Deferred charge on refunding	63,304,225	-	63,304,225	-
Accumulated decrease in fair value of hedging derivatives	35,740,173	-	35,740,173	-
Total deferred outflows of resources	<u>99,044,398</u>	<u>-</u>	<u>99,044,398</u>	<u>-</u>
LIABILITIES				
Current liabilities:				
Vouchers payable	48,124,517	-	48,124,517	770,930
Retainage payable	37,285,477	-	37,285,477	-
Customer deposits and other	159,836	-	159,836	-
Due to other funds	3,163,134	34,630	3,197,764	507,411
Estimated outstanding claims	-	-	-	16,759,487
Incurred but not reported claims	-	-	-	44,517,910
Unearned revenue	80,121,499	2,861,191	82,982,690	171,369
Current portion of long-term liabilities	31,266,848	-	31,266,848	-
Total current liabilities	<u>200,121,311</u>	<u>2,895,821</u>	<u>203,017,132</u>	<u>62,727,107</u>
Noncurrent liabilities:				
Noncurrent portion of long-term liabilities	2,247,061,277	-	2,247,061,277	-
Commercial Paper Payable	162,765,000	-	162,765,000	-
Total noncurrent liabilities	<u>2,409,826,277</u>	<u>-</u>	<u>2,409,826,277</u>	<u>-</u>
Total liabilities	<u>2,609,947,588</u>	<u>2,895,821</u>	<u>2,612,843,409</u>	<u>62,727,107</u>
DEFERRED INFLOWS OF RESOURCES				
Accumulated decrease in fair value of hedging derivatives	34,564,757	-	34,564,757	-
Total deferred inflows of resources	<u>34,564,757</u>	<u>-</u>	<u>34,564,757</u>	<u>-</u>
NET POSITION				
Net investment in capital assets	830,235,088	18,347,332	848,582,420	24,400,308
Restricted for:				
Capital projects	5,208,974	-	5,208,974	-
Debt service	381,240,228	-	381,240,228	-
Toll road	1,027,650,421	-	1,027,650,421	-
Unrestricted	-	30,447,580	30,447,580	171,036,896
Total net position	<u>\$ 2,244,334,711</u>	<u>\$ 48,794,912</u>	<u>\$ 2,293,129,623</u>	<u>\$ 195,437,204</u>

* The County has pledged \$14.0M to Citibank and \$11.0M to JP Morgan from two FNMA notes with a combined par value of \$30.0M, under the terms of the swap agreements related to the Senior Lien Revenue Refunding 2007B bonds. (see page 41 for additional details).

**HARRIS COUNTY, TEXAS
BALANCE SHEET
GOVERNMENTAL FUNDS
DECEMBER 31, 2019**

	General Fund	Public Contingency Fund	Mobility Fund	General Debt Service Funds	Total General Fund Group	Nonmajor Governmental Funds	Total Governmental Funds
ASSETS							
Cash and investments:							
Cash and cash equivalents	\$ 233,043,307	\$ 55,299,352	\$ 307,752,275	\$ -	\$ 596,094,934	\$ 339,196,389	\$ 935,291,323
Investments	-	177,001,253	-	-	177,001,253	68,164,650	245,165,903
Receivables:							
Taxes, net	1,532,050,653	-	-	-	1,532,050,653	176,754,754	1,708,805,407
Accounts	10,991,742	-	460,070	-	11,451,812	54,776,452	66,228,264
Capital leases	201,300	-	-	-	201,300	-	201,300
Other	8,144,063	-	-	-	8,144,063	250,000	8,394,063
Due from other funds	1,251,774	21,788	3	-	1,273,565	16,107,847	17,381,412
Prepays and other assets	5,000	-	-	-	5,000	-	5,000
Inventory	2,291,397	-	-	-	2,291,397	-	2,291,397
Restricted cash and cash equivalents	-	-	-	75,640,704	75,640,704	16,686,467	92,327,171
Advances to other funds	140,000	-	-	-	140,000	1,407,500	1,547,500
Notes receivable	396,832	-	-	-	396,832	310,148	706,980
Total assets	<u>\$ 1,788,516,068</u>	<u>\$ 232,322,393</u>	<u>\$ 308,212,348</u>	<u>\$ 75,640,704</u>	<u>\$ 2,404,691,513</u>	<u>\$ 673,654,207</u>	<u>\$ 3,078,345,720</u>
LIABILITIES							
Vouchers payable	\$ 18,815,603	\$ 101,803	\$ 1,658,134	\$ -	\$ 20,575,540	\$ 16,918,136	\$ 37,493,676
Due to other funds	51,632	1,711	-	-	53,343	18,619,392	18,672,735
Retainage payable	261,338	1,965,823	2,340,940	-	4,568,101	18,984,694	23,552,795
Due to other governmental units	-	-	-	-	-	13,135	13,135
Bonds Payable	104	-	-	-	104	-	104
Capital Leases	151,357	-	-	-	151,357	-	151,357
Advances from other funds	-	-	-	-	-	327,500	327,500
Unearned revenue	200,808	-	-	-	200,808	1,303,312	1,504,120
Total liabilities	<u>19,480,842</u>	<u>2,069,337</u>	<u>3,999,074</u>	<u>-</u>	<u>25,549,253</u>	<u>56,166,169</u>	<u>81,715,422</u>
DEFERRED INFLOWS OF RESOURCES							
Unavailable revenues - property taxes	1,532,050,652	-	-	-	1,532,050,652	176,754,754	1,708,805,406
Unavailable revenues - other	8,112,177	-	-	-	8,112,177	-	8,112,177
Total deferred inflows of resources	<u>1,540,162,829</u>	<u>-</u>	<u>-</u>	<u>-</u>	<u>1,540,162,829</u>	<u>176,754,754</u>	<u>1,716,917,583</u>
FUND BALANCES							
Nondispensible	2,431,397	-	-	-	2,431,397	1,407,500	3,838,897
Restricted	1,615,449	-	304,213,274	75,640,704	381,469,427	432,052,750	813,522,177
Committed	-	-	-	-	-	66,190,357	66,190,357
Assigned	112,537,636	-	-	-	112,537,636	-	112,537,636
Unassigned	112,287,915	230,253,056	-	-	342,540,971	(58,917,323)**	283,623,648
Total fund balances	<u>228,872,397</u>	<u>230,253,056</u>	<u>304,213,274</u>	<u>75,640,704</u>	<u>838,979,431</u>	<u>440,733,284</u>	<u>1,279,712,715</u>
Total liabilities, deferred inflows of resources, and fund balances	<u>\$ 1,788,516,068</u>	<u>\$ 232,322,393</u>	<u>\$ 308,212,348</u>	<u>\$ 75,640,704</u>	<u>\$ 2,404,691,513</u>	<u>\$ 673,654,207</u>	<u>\$ 3,078,345,720</u>

** Negative unassigned fund balance occurs when expenditures are made in anticipation of budgeted revenues.

*** Government funds are stated on a "current financial resources" measurement focus.

HARRIS COUNTY, TEXAS
SCHEDULE OF DEBT - COMMERCIAL PAPER AND BONDED DEBT - ALL FUNDS
December 31, 2019

	Stated Rate	Outstanding Balances
Toll Road Debt:		
Toll Road Bonds	2.000 - 5.250	\$ 2,037,385,000
Unamortized Premium (Discount) Net		209,676,277
Accrued Interest		31,266,848
Commercial Paper Payable - Series E-1		123,195,000
Commercial Paper Payable - Series E-2		39,570,000
Total Toll Road Bonds Payable and Commercial Paper		2,441,093,125
Flood Control Debt:		
Flood Control Bonds	0.250 - 5.250	489,560,000
Unamortized Premiums		54,908,590
Commercial Paper Payable - Series H		114,360,000
Total Flood Control Bonds Payable and Commercial Paper		658,828,590
Other Bonds Payable:		
Road Bonds	1.500 - 5.250	644,980,000
Permanent Improvement	0.350 - 5.500	643,410,000
General Obligation, Revenue Refunding 2002	5.000 - 5.860	17,672,134
Tax & Subordinate Lien, Revenue Refunding Bonds	3.000 - 5.250	172,635,000
Unamortized Premiums - Road		70,488,516
Unamortized Premiums - Permanent Improvement		56,892,296
Unamortized Premiums - General Obligation		17,438,745
Accrued Interest on Capital Appreciation Bonds - General Obligation		30,581,966
Total Other Bonds Payable		1,654,098,657
Other Commercial Paper Payable:		
Commercial Paper Payable - Series A-1		19,956,000
Commercial Paper Payable - Series B		9,375,000
Commercial Paper Payable - Series C		93,175,000
Commercial Paper Payable - Series D		60,766,000
Commercial Paper Payable - Series D-2		15,840,000
Commercial Paper Payable - Series D-3		200,000
Total Other Commercial Paper Payable		199,312,000
Total Bonds Payable and Commercial Paper		4,953,332,372
Other Long-Term Liabilities:		
Loan Payable		17,719,326
OPEB Obligation		790,324,219
Net Pension Liability		306,046,823
Pollution Remediation Obligation		2,176,197
Total Other Long-Term Liabilities		1,116,266,565
Total Debt		\$ 6,069,598,937

