

1001 Preston, Suite 652  
Houston, Texas 77002-1816



19.6

(832) 927-6865  
Fax: (832) 927-0056  
treasurer.info@itc.hctx.net

**DYLAN OSBORNE**  
HARRIS COUNTY TREASURER

February 12, 2019

Vote of the Court:

|                 | Yes                      | No                       | Abstain                  |
|-----------------|--------------------------|--------------------------|--------------------------|
| Judge Hidalgo   | <input type="checkbox"/> | <input type="checkbox"/> | <input type="checkbox"/> |
| Comm. Ellis     | <input type="checkbox"/> | <input type="checkbox"/> | <input type="checkbox"/> |
| Comm. A. Garcia | <input type="checkbox"/> | <input type="checkbox"/> | <input type="checkbox"/> |
| Comm. Radack    | <input type="checkbox"/> | <input type="checkbox"/> | <input type="checkbox"/> |
| Comm. Cagle     | <input type="checkbox"/> | <input type="checkbox"/> | <input type="checkbox"/> |

19 FEB - 5 AM 9: 00

HARRIS COUNTY  
BUDGET MANAGEMENT  
DEPARTMENT

County Judge Hidalgo,  
Commissioners Cagle, Ellis,  
Garcia and Radack

Honorable Members of the Court:

Transmittal of the County Treasurer's Report to Commissioners Court of monies received and disbursed for the month ending December 31, 2018 as required by the Local Government Code 114.026.

In accordance with State Law, the books, and accounts of the County Treasurer are available to the Commissioners Court for inspection and examination, as desired. This Report is also filed with the County Auditor.

Sincerely,

Dylan Osborne  
Harris County Treasurer

Presented to Commissioners Court

FEB 12 2019  
APPROVE G/C  
Recorded Vol \_\_\_\_\_ Page \_\_\_\_\_

## **TABLE OF CONTENTS**

**02/12/2019**

|  |       |
|--|-------|
| Detail of Changes in County Funds – Cadence Bank | 1-7   |
| Monthly Electronic Transfer Report               | 8     |
| Juror Donations                                  | 9     |
| Collected Return Items                           | 10    |
| Percentage of Return Items                       | 11    |
| Debts Due To and Owed by the County              | 12-15 |

**DETAIL OF CHANGES IN COUNTY FUNDS UNAUDITED AND UNRECONCILED AS OF DECEMBER 2018**

**(PROOF OF CASH AT CADENCE BANK)**

| Account #  | Account Name  | Beginning Balances | Deposits/Credits | Disbursements   | ACH/Wire Disbursements | Outstanding Checks Beginning | Outstanding Checks Ending | Purchases        | MMF Sales        | Ending Balance   |
|------------|---|--------------------|------------------|-----------------|------------------------|------------------------------|---------------------------|------------------|------------------|------------------|
| 4200033159 | Central Disbursement<br>(Funds Swept to General Concentration Acct.)    |                    | +                | \$48,540,053.87 | \$119,158,469.13       |                              | \$22,585,448.50           | \$165,698,502.60 |                  | \$-22,585,448.50 |
| 4200094046 | Juvenile Probation Board  | \$750,154.11       | \$4,170,384.25   |                 | \$4,456,185.39         |                              | \$1,822,860.61            | \$1,539,854.33   | \$1,539,854.33   | \$750,159.25     |
| 429684046  | Juvenile Probation Board (CM)   | \$4,225,202.62     |                  |                 |                        |                              | \$1,539,854.33            | \$1,822,860.61   | \$1,822,860.61   | \$3,939,396.34   |
| 4200094046 | (Funds Swept to Juvenile Probation Acct.)                               |                    |                  | \$221,770.84    | \$5,771,274.02         |                              | \$24,048.47               | \$5,993,044.86   |                  | \$-24,048.47     |
| 4200018038 | Payroll<br>(Funds Swept to General Concentration Acct.)                 |                    |                  | \$834,797.87    | \$58,482,812.18        |                              | \$239,554.02              | \$58,317,610.05  |                  | \$-239,554.02    |
| 4200028043 | Fee Officer<br>(Funds Swept to General Concentration Acct.)             |                    |                  | \$4,447,793.38  | \$28,810.00            |                              | \$5,316,271.33            | \$4,477,400.38   |                  | \$-5,316,271.33  |
| 4200028050 | Harris County Jury Fund<br>(Funds Swept to General Concentration Acct.) |                    |                  | \$127,549.00    | \$622.00               |                              | \$341,561.00              | \$128,371.00     |                  | \$-341,561.00    |
| 4200018267 | HC Community Supervision  | \$500,102.74       | \$19,290,500.93  |                 | \$13,475,753.83        |                              | \$11,570,000.79           | \$19,353,547.87  | \$19,353,547.87  | \$500,108.16     |
| 429618267  | HC Community Supervision (CM)   | \$3,391,184.30     |                  |                 |                        |                              | \$13,353,547.87           | \$11,678,803.70  | \$11,678,803.70  | \$5,185,908.18   |
| 4200018267 | (Funds Swept to Community Supervision Acct.)                            |                    |                  | \$85,875.54     | \$26,743,429.18        |                              | \$22,886.44               | \$26,828,304.72  |                  | \$-22,886.44     |
| 4200038679 | HC Payroll Special Disb<br>(Funds Swept to General Concentration Acct.) |                    |                  | \$174,208.18    | \$818,234.32           |                              | \$85,543.88               | \$992,442.41     |                  | \$-85,543.88     |
| 4200098029 | General Concentration   | \$75,124,180.03    | \$554,757,721.90 |                 | \$437,683,380.08       |                              | \$188,879,913.70          | \$305,738,181.16 | \$305,738,181.16 | \$75,132,274.41  |
| 429680829  | General Concentration (CM)  | \$35,492,022.50    |                  |                 |                        |                              | \$305,738,181.16          | \$188,879,913.70 | \$188,879,913.70 | \$163,548,289.98 |
| 4200023234 | HC Sheriff Federal Forfeited Assets                                     | \$250,051.37       | \$22,351.81      |                 | \$450.24               |                              | \$0.00                    | \$22,800.34      | \$22,800.34      | \$250,053.08     |
| 429682324  | HC Sheriff Federal Forfeited Assets (CM)                                | \$206,250.96       |                  |                 |                        |                              | \$22,800.34               | \$0.00           | \$0.00           | \$229,031.30     |
| 4200063438 | HC Fire Marshal State Forfeited Assets                                  | \$5,670.56         | \$1.20           |                 | \$0.00                 |                              |                           |                  |                  | \$5,671.76       |
| 4200053439 | HC Fire Marshal State Forfeited Assets Chp. 18                          | \$53,936.33        | \$11.28          |                 | \$2,065.04             |                              |                           |                  |                  | \$51,882.57      |
| 4200014035 | Harris County Juvenile Supervision Fees                                 | \$311,871.60       | \$14,868.11      |                 | \$17,135.23            |                              |                           |                  |                  | \$309,602.48     |
| 4200045369 | Affordable Housing Funds  | \$1.77             | \$0.00           |                 | \$0.00                 |                              |                           |                  |                  | \$1.77           |

**DETAIL OF CHANGES IN COUNTY FUNDS UNAUDITED AND UNRECONCILED AS OF DECEMBER 2018**

**(PROOF OF CASH AT CADENCE BANK)**

| Account #  | Account Name                                       | Beginning Balances | Deposits/Credits | Disbursements   | ACH/Wire Disbursements | Outstanding Checks Beginning | Outstanding Checks Ending | MIMF Purchases  | MIMF Sales | Ending Balance  |
|------------|--|--------------------|------------------|-----------------|------------------------|------------------------------|---------------------------|-----------------|------------|-----------------|
|            |  |                    | +                | -               |                        |                              | -                         | +               |            |                 |
| 4200025395 | Care for Elders Program                            | \$15,775.55        | \$5,075.66       | \$0.00          | \$0.00                 |                              |                           |                 |            | \$20,851.21     |
| 4200068015 | HC Gen Oblig Comm Paper                            | \$3,879,474.61     | \$15,878,056.18  | \$200,884.41    |                        |                              |                           |                 |            | \$19,556,546.39 |
| 4200068031 | HC Unlimited Rd \$Ref Ser 2006B-Project Fund       | \$26,905.99        | \$145,006.49     | \$142,278.88    |                        |                              |                           |                 |            | \$29,632.62     |
| 4200058032 | HC Tx Holderteth Rd Pipeline Relocation Cost Share | \$243.73           | \$0.05           | \$0.00          | \$0.00                 |                              |                           |                 |            | \$243.78        |
| 4200068064 | HC Worker's Comp                                   | \$500,102.68       | \$8,149,036.41   | \$10,815,048.14 |                        |                              | \$10,535,068.57           | \$5,889,052.50  |            | \$500,106.02    |
| 429668064  | HC Worker's Comp- CM                               | \$6,937,440.87     |                  |                 |                        |                              | \$5,869,052.50            | \$10,535,068.57 |            | \$4,271,424.80  |
| 4200048082 | HC Public Improvement Contingency                  | \$13,505,163.37    | \$17,592,031.96  | \$8,193,369.85  |                        |                              | \$4,232,228.56            | \$12,102,889.09 |            | \$16,003,064.95 |
| 429668082  | HC Public Improvement Contingency (CM)             | \$0.00             |                  |                 |                        |                              | \$12,102,889.09           | \$4,232,228.56  |            | \$7,670,760.53  |
| 4200058099 | HC Metro Street Improvement                        | \$250,051.37       | \$53.08          |                 | \$150,785.55           |                              | \$154,528.83              | \$3,782.65      |            | \$250,053.09    |
| 429668099  | HC Metro Street Improvement (CM)                   | \$2,169,166.42     |                  |                 |                        |                              | \$3,782.65                | \$154,528.83    |            | \$2,018,444.24  |
| 4200048330 | HC VISA/Mastercard Pilot Program                   | \$0.00             | \$5,835,750.57   |                 | \$5,835,750.57         |                              |                           |                 |            | \$0.00          |
| 4200078402 | HC Attorney SPU Fund State                         | \$196,589.33       | \$41.41          |                 | \$2,243.80             |                              | \$0.00                    | \$0.00          |            | \$194,386.94    |
| 429678402  | HC Attorney SPU Fund State (CM)                    | \$0.00             |                  |                 |                        |                              | \$0.00                    | \$0.00          |            | \$0.00          |
| 4200048405 | HC Attorney SPU Fund                               | \$505,520.15       | \$107.34         |                 | \$0.00                 |                              |                           |                 |            | \$505,627.49    |
| 4200028407 | District Attorney Federal Forfeited                | \$77,466.15        | \$16.45          |                 | \$0.00                 |                              |                           |                 |            | \$77,482.60     |
| 4200038414 | District Attorney Federal Forfeited US Justice     | \$593,416.34       | \$5,804.93       |                 | \$0.00                 |                              |                           |                 |            | \$599,221.27    |
| 4200048421 | District Attorney State Forfeited                  | \$500,101.55       | \$138,969.30     |                 | \$27,328.80            |                              | \$38,772.48               | \$150,412.56    |            | \$500,103.97    |
| 429668421  | District Attorney State Forfeited (CM)             | \$6,744,345.40     |                  |                 |                        |                              | \$150,412.56              | \$38,772.48     |            | \$6,855,985.49  |
| 4200078428 | District Attorney Hot Checks Fees                  | \$260,051.37       | \$1,511.85       |                 | \$151,833.89           |                              | \$152,843.94              | \$2,514.19      |            | \$250,053.08    |
| 429678428  | District Attorney Hot Checks Fees(CM)              | \$542,538.81       |                  |                 |                        |                              | \$2,514.19                | \$152,843.94    |            | \$392,109.06    |
| 4200084435 | District Attorney Gambling Proceeds                | \$250,051.25       | \$9,514.08       |                 | \$30,341.68            |                              | \$33,000.00               | \$12,170.89     |            | \$250,052.96    |
| 429684435  | District Attorney Gambling Proceeds (CM)           | \$1,556,510.93     |                  |                 |                        |                              | \$12,170.89               | \$33,000.00     |            | \$1,556,681.82  |

**DETAIL OF CHANGES IN COUNTY FUNDS UNAUDITED AND UNRECONCILED AS OF DECEMBER 2018**

**(PROOF OF CASH AT CADENCE BANK)**

| Account #  | Account Name   | Beginning Balances | Deposits/Credits | Disbursements | ACH/Wire Disbursements | Outstanding Checks Beginning | Outstanding Checks Ending | MMF Purchases | MMF Sales  | Ending Balance |
|------------|--|--------------------|------------------|---------------|------------------------|------------------------------|---------------------------|---------------|------------|----------------|
| 4200098442 | Constables Federal Forfeited                         | \$65,524.75        | \$13.91          | \$0.00        | \$0.00                 |                              |                           |               |            | \$65,538.66    |
| 4200098443 | Constable (Pct. 2) Fed Forfeited Ass'ts US Treas     | \$10.85            | \$0.00           |               |                        |                              |                           |               |            | \$10.85        |
| 4200078444 | Constable (Pct. 4) Fed Forfeited Ass'ts US Treas     | \$4,734.73         | \$1.01           |               |                        |                              |                           |               |            | \$4,735.74     |
| 4200098445 | Constable (Pct. 5) Fed Forfeited Ass'ts US Treas     | \$982.35           | \$0.21           |               |                        |                              |                           |               |            | \$982.56       |
| 4200098446 | Constable (Pct. 1) State Forfeited Assets - CH 18    | \$526,928.72       | \$110.67         | \$7,386.85    |                        |                              |                           |               |            | \$519,652.54   |
| 4200048447 | Constable (Pct. 3) State Forfeited Assets - CH 18    | \$89,673.03        | \$14.79          | \$0.00        |                        |                              |                           |               |            | \$89,687.82    |
| 4200038448 | Constable (Pct. 5) State Forfeited Ass'tes - Chpt 18 | \$74,210.19        | \$15.76          | \$0.00        |                        |                              |                           |               |            | \$74,225.95    |
| 4200028449 | Constables (Pct. 1) Forfeited US Justice             | \$68,329.64        | \$4,270.16       | \$0.00        |                        |                              |                           |               |            | \$92,599.80    |
| 4200088450 | Constable (Pct. 2) Fed Forfeited Assets US Justice   | \$62.52            | \$0.01           |               |                        |                              |                           |               |            | \$62.53        |
| 4200078451 | Constable (Pct. 4) Forfeited US Justice              | \$63,599.09        | \$13.50          | \$0.00        |                        |                              |                           |               |            | \$63,612.59    |
| 4200068452 | Constable (Pct. 5) Fed Forfeited Assets US Justice   | \$681.01           | \$0.14           | \$0.00        |                        |                              |                           |               |            | \$681.15       |
| 4200048454 | Constable (Pct. 3) Fed Forfeited Ass'ts US Justice   | \$2,113.72         | \$0.45           | \$0.00        |                        |                              |                           |               |            | \$2,114.17     |
| 4200038455 | Constable (Pct. 2) State Forfeited Assets Chp 18     | \$23,917.34        | \$5.08           | \$0.00        |                        |                              |                           |               |            | \$23,922.42    |
| 4200028456 | Constables State (Pct. 1) State Forfeited Chp. 59    | \$213,187.66       | \$1,317.02       | \$150.00      |                        |                              |                           |               |            | \$214,354.70   |
| 4200018457 | Constable (Pct. 4) State Forfeited Assets - CH 18    | \$511,672.86       | \$129.88         | \$0.00        |                        |                              |                           |               |            | \$511,802.76   |
| 4200008458 | Constable (Pct. 6) State Forfeited Ass't - CH 18     | \$8,267.25         | \$1.76           | \$0.00        |                        |                              |                           |               |            | \$8,269.01     |
| 4200048462 | Constable (Pct. 2) State Forfeited Ass't Ch 59       | \$53,502.66        | \$4,930.38       | \$0.00        |                        |                              |                           |               |            | \$58,432.98    |
| 4200038463 | Commissioners Court State Forfeited Ch. 59           | \$750,154.06       | \$4,012.18       | \$3,074.38    |                        |                              |                           | \$0.00        | \$7,081.38 | \$750,159.22   |
| 429638463  | Commissioners Court State Forfeited Ch. 59 (CM)      | \$1,794,630.77     |                  |               |                        |                              |                           | \$7,081.38    | \$0.00     | \$1,801,712.15 |
| 4200028464 | Constable (Pct. 3) State Forfeited Ass't Ch. 59      | \$35,912.96        | \$7.63           | \$0.00        |                        |                              |                           |               |            | \$35,920.59    |



**DETAIL OF CHANGES IN COUNTY FUNDS UNAUDITED AND UNRECONCILED AS OF DECEMBER 2018**

**(PROOF OF CASH AT CADENCE BANK)**

| Account #  | Account Name   | Beginning Balances | Deposits/Credits | Disbursements  | ACH/Wire Disbursements | Outstanding Checks Beginning | Outstanding Checks Ending | MMF Purchases    | MMF Sales        | Ending Balance  |
|------------|--|--------------------|------------------|----------------|------------------------|------------------------------|---------------------------|------------------|------------------|-----------------|
|            |  |                    | +                |                |                        |                              |                           | +                |                  |                 |
| 4200048785 | Metro General Mobility Program                         | \$2,500,530.83     | \$10,000,530.83  | \$2,065,976.09 |                        |                              |                           | \$2,074,053.45   | \$10,008,581.08  | \$2,500,530.83  |
| 429648785  | Metro General Mobility Program (CM)                    | \$4,130,849.47     |                  |                |                        |                              |                           | \$10,008,581.06  | \$2,074,053.45   | \$12,065,397.08 |
| 4200048801 | Harris County Constitutional Debt Service Funds        | \$5,028,681.79     | \$21,212,693.28  |                | \$0.00                 |                              |                           |                  |                  | \$26,239,595.05 |
| 4200088684 | HC Go and Rev Certificate Oblig Ser 2002 Construction  | \$11,223,692.06    | \$2,314.75       |                | \$589,580.67           |                              |                           |                  |                  | \$10,636,426.14 |
| 4200088870 | HC Tx Rd Debt Service Funds                            | \$2,712,061.17     | \$14,866,796.18  |                | \$0.00                 |                              |                           |                  |                  | \$17,678,857.35 |
| 4200088890 | HC Commercial Paper Series A-1                         | \$5,214,009.39     | \$3,801,090.15   |                | \$5,621,935.21         |                              |                           |                  |                  | \$3,393,164.33  |
| 4200088891 | HC Commercial Paper Series B                           | \$203,658.88       | \$150,032.96     |                | \$245,387.23           |                              |                           |                  |                  | \$108,304.61    |
| 4200088892 | HC Commercial Paper Series C                           | \$83,426.21        | \$3,400,106.75   |                | \$3,378,658.55         |                              |                           |                  |                  | \$103,876.41    |
| 4200088893 | HC Gen Oblig Comm Paper Series D                       | \$21,921,542.14    | \$4,631,088.74   |                | \$5,322,361.04         |                              |                           |                  |                  | \$21,230,269.84 |
| 4200088898 | HC Tax & Sub Lien Rev Ref Bonds Ser 2012A D/S          | \$2,018,518.02     | \$220.85         |                | \$1,980,375.00         |                              |                           |                  |                  | \$58,363.87     |
| 4200078899 | HC Perm Improv and Ref Bond Ser 2015A Protect          | \$0.00             | \$0.00           |                | \$0.00                 |                              |                           |                  |                  | \$0.00          |
| 4200018945 | HC Unlimited Tax Ref - Project Fund                    | \$2,092,870.66     | \$438.35         |                | \$72,180.05            |                              |                           |                  |                  | \$2,021,227.16  |
| 4200089037 | HCTRA Revenue Account                                  | \$5,001,012.57     | \$141,050,628.15 |                | \$172,032,339.93       |                              |                           | \$135,785,941.88 | \$104,804,289.48 | \$5,000,943.99  |
| 428689037  | HCTRA Sweep Account                                    | \$46,192,883.56    |                  |                |                        |                              |                           | \$104,804,289.48 | \$135,785,941.88 | \$15,211,241.36 |
| 4200029058 | HCTRA Renewal and Replacement                          | \$1,500,308.22     | \$10,125,318.50  |                | \$16,127,803.13        |                              |                           | \$16,189,598.40  | \$10,187,301.49  | \$1,500,318.50  |
| 428629058  | HCTRA Renewal and Replacement - (CM)                   | \$15,558,192.87    |                  |                |                        |                              |                           | \$10,187,301.49  | \$16,189,598.40  | \$9,555,897.98  |
| 4200089260 | HCTRA Sr Lien Rev & Ref Bonds Series 2002 Construction | \$1,322,133.01     | \$278.10         |                | \$19,832.87            |                              |                           |                  |                  | \$1,302,579.24  |
| 4200089365 | HCTRA Sr Lien Rev & Ref Bonds Series 2008B Con         | \$16,232.50        | \$50,008.82      |                | \$22,285.50            |                              |                           |                  |                  | \$43,955.82     |
| 4200018372 | HCTRA Sr Lien Rev Bonds, Series 2009A Construction     | \$823,677.51       | \$173.82         |                | \$6,239.97             |                              |                           |                  |                  | \$817,611.36    |
| 4200089390 | HCTRA Sr Lien Rev Commercial Paper Notes, Ser E-1      | \$47,345.27        | \$4,300,126.88   |                | \$4,317,824.01         |                              |                           |                  |                  | \$29,648.14     |
| 4200089391 | HCTRA Sr Lien Rev Commercial Paper Notes, Ser E-2      | \$11,622.24        | \$1,250,035.77   |                | \$1,245,018.86         |                              |                           |                  |                  | \$16,639.05     |

**DETAIL OF CHANGES IN COUNTY FUNDS UNAUDITED AND UNRECONCILED AS OF DECEMBER 2018**

**(PROOF OF CASH AT CADENCE BANK)**

| Account #  | Account Name   | Beginning Balances | Deposits/Credits | Disbursements   | ACH/Wire Disbursements | Outstanding Checks Beginning | Outstanding Checks Ending | MMF Purchases      | MMF Sales        | Ending Balance   |
|------------|--|--------------------|------------------|-----------------|------------------------|------------------------------|---------------------------|--------------------|------------------|------------------|
|            |  |                    |                  |                 |                        |                              |                           |                    |                  |                  |
| 4200009746 | HC CTS ERP Retainage   | \$4,789,820.89     | \$101,771.90     | \$0.00          |                        |                              |                           |                    |                  | \$4,891,592.79   |
|            | <b>Total Harris County</b>   | \$323,627,765.27   | \$338,669,600.47 | \$62,633,012.88 | \$906,600,793.92       | \$0.00                       | \$29,615,314.62           | \$1,098,869,704.74 | \$835,235,025.64 | \$398,338,322.51 |
|            | <b>HARRIS COUNTY FLOOD</b>   |                    |                  |                 |                        |                              |                           |                    |                  |                  |
| 4200104927 | FC Central Disbursement<br>(Funds Swapt to Flood Control District Acct.) | \$                 |                  | \$9,070,200.00  | \$9,486,429.85         |                              | \$11,680,390.25           | \$19,465,639.54    |                  | \$11,680,390.25  |
| 4200000224 | H.C. Flood Control District  | \$2,000,409.08     | \$44,056,000.57  |                 | \$28,596,508.46        |                              | \$17,784,884.34           | \$35,244,388.81    |                  | \$2,000,418.92   |
| 4200000224 | H.C. Flood Control District (CM)   | \$ 22,453,184.49   |                  |                 |                        |                              | \$35,244,388.81           | \$17,784,884.34    |                  | \$39,912,668.76  |
| 4200010280 | HCFC Commercial Paper  | \$1,650,010.09     | \$387.39         |                 | \$45,411.40            |                              |                           |                    |                  | \$1,804,986.08   |
| 4200050336 | HCFC Tax Ref Bds Ser 04 Project Fund                                     | \$1,169,208.78     | \$241.28         |                 | \$45,337.00            |                              |                           |                    |                  | \$1,124,113.04   |
| 4200000364 | HCFC Imp Bonds Ser 2007 Project Fund                                     | \$48,478.77        | \$700,089.48     |                 | \$12,478.16            |                              |                           |                    |                  | \$734,102.09     |
| 4200040378 | HCFC Army Corps of Engineers Sims Bayou                                  | \$25,389.52        | \$5.38           |                 | \$0.00                 |                              |                           |                    |                  | \$25,394.91      |
| 4200050385 | HCFC Clear Creek Escrow Account  | \$503.57           | \$0.11           |                 | \$0.00                 |                              |                           |                    |                  | \$503.68         |
| 4200090399 | HCFC Tax Ref Bonds, Ser 2008A D/S  | \$4,715.54         | \$7,464.55       |                 | \$0.00                 |                              |                           |                    |                  | \$12,180.09      |
| 4200060434 | HCFC Tax Ref Bonds, Ser 2008C Debt Service                               | \$1,129.90         | \$0.24           |                 | \$0.00                 |                              |                           |                    |                  | \$1,129.14       |
| 4200010439 | HCFC Debt Service Funds  | \$188,760.35       | \$682,419.33     |                 | \$0.00                 |                              |                           |                    |                  | \$851,179.68     |
| 4200080440 | HCFC - Tax Ref Bonds Taxable Investment                                  | \$2,648.24         | \$0.56           |                 | \$0.00                 |                              |                           |                    |                  | \$2,648.80       |
| 4200060442 | HCFC - District Contract Tax Ref Bd. 2014A - DS                          | \$1,443.24         | \$0.31           |                 | \$0.00                 |                              |                           |                    |                  | \$1,443.55       |
| 4200030445 | HCFC - District Contract Tax Ref Bd Ser 2015B - DS                       | \$1,776.55         | \$0.38           |                 | \$0.00                 |                              |                           |                    |                  | \$1,776.93       |
| 4200014847 | HCFC - District Contract Tax Ref Bd Ser 2017A-D/S                        | \$1,049.29         | \$0.22           |                 | \$0.00                 |                              |                           |                    |                  | \$1,049.51       |
|            | <b>Total Flood Control</b>   | \$27,745,708.41    | \$45,426,610.70  | \$8,070,200.80  | \$38,105,160.87        | \$0.00                       | \$11,680,390.25           | \$71,404,802.40    | \$53,020,252.05  | \$34,893,204.93  |





# MONTHLY ELELCTRONIC ACTIVITY REPORT

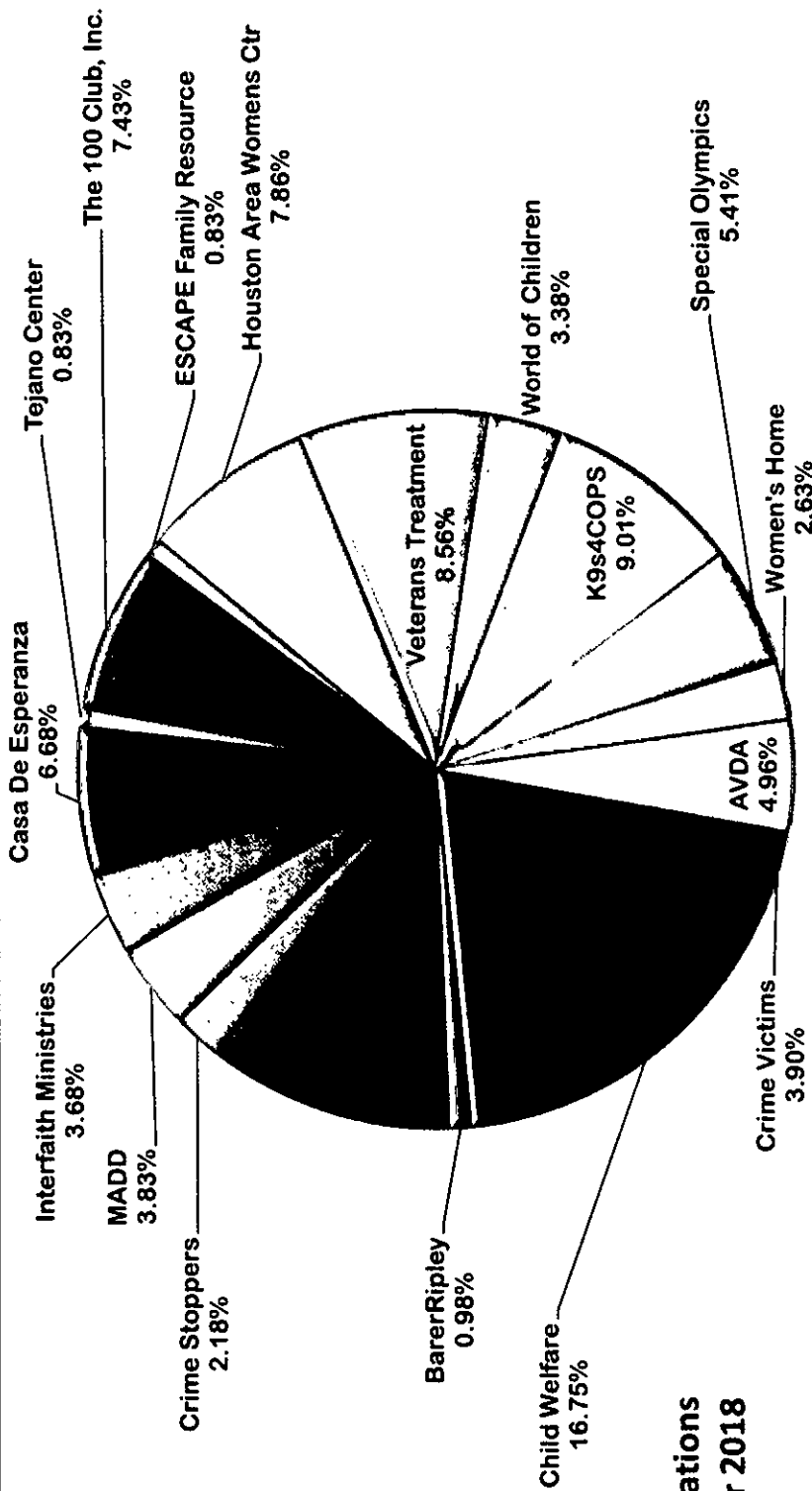
## DECEMBER 1-31, 2018

| DATE       | EFT COUNTY | AMOUNT          | EFT PORT | ACH COUNTY | AMOUNT          | ACH PORT | ACH COUNTY | AMOUNT          | TAX OFFICE | ACH COUNTY | AMOUNT           | ACH OFFICE | AMOUNT | EFTS/PORT | AMOUNT          | EFTS/PORT | AMOUNT       |
|------------|------------|-----------------|----------|------------|-----------------|----------|------------|-----------------|------------|------------|------------------|------------|--------|-----------|-----------------|-----------|--------------|
| 12/3/2018  | 1          | \$256,909.32    | 2        |            | \$22,970,000.00 |          | 2          | \$82,701.30     |            |            |                  |            |        |           | \$10,406,115.17 | 2         | \$414,113.90 |
| 12/4/2018  | 3          | \$17,312,021.62 | 2        |            | \$577,665.58    |          |            |                 |            |            |                  |            |        |           |                 |           |              |
| 12/5/2018  | 5          | \$1,047,262.23  |          |            |                 |          | 6          | \$6,854.79      | 3          |            | \$515,660.88     |            |        |           |                 |           |              |
| 12/6/2018  | 2          | \$200,984.41    | 3        |            | \$11,999,962.75 | 3        | 25         | \$31,794,601.59 | 139        |            | \$56,885,694.83  |            |        |           |                 |           |              |
| 12/7/2018  | 5          | \$19,399.48     | 1        |            | \$165,000.00    | 4        | 9          | \$4,194,659.64  | 175        |            | \$26,714,358.57  |            |        |           |                 |           |              |
| 12/10/2018 | 2          | \$399,902.80    | 2        |            | \$2,075,000.00  | 2        | 2          | \$23,037.68     | 119        |            | \$191,905.54     |            |        |           | \$3,780.48      | 2         | \$514,650.93 |
| 12/11/2018 | 13         | \$358,052.71    | 2        |            | \$1,940,915.83  |          |            |                 |            |            |                  |            |        |           |                 |           |              |
| 12/12/2018 | 0          | \$0.00          | 3        |            | \$1,109,447.18  |          |            |                 |            |            |                  |            |        |           |                 |           |              |
| 12/13/2018 | 5          | \$56,574.00     | 1        |            | \$2,450.00      | 3        | 10         | \$100,466.60    | 131        |            | \$87,070,835.59  |            |        |           |                 |           |              |
| 12/14/2018 | 8          | \$4,005,368.73  | 1        |            | \$13,800,000.00 | 9        | 6          | \$6,601,922.35  |            |            |                  |            |        |           |                 |           |              |
| 12/17/2018 | 1          | \$421,522.50    | 5        |            | \$11,779,336.85 | 4        | 4          | \$26,114,281.20 | 20         |            | \$614,757.72     |            |        |           | \$9,875,132.00  | 2         | \$422,453.62 |
| 12/18/2018 | 11         | \$28,546,609.46 | 4        |            | \$16,240,657.66 | 4        | 8          | \$26,303.07     | 139        |            | \$128,039,966.78 |            |        |           |                 |           |              |
| 12/19/2018 | 2          | \$16,765,514.90 | 1        |            | \$4,540,000.00  | 6        | 8          | \$26,303.07     |            |            |                  |            |        |           |                 |           |              |
| 12/20/2018 |            |                 | 1        |            | \$4,500,000.00  | 5        | 31         | \$27,678,408.84 |            |            |                  |            |        |           |                 |           |              |
| 12/21/2018 | 5          | \$841,289.80    |          |            |                 |          | 2          | \$81,197.64     | 140        |            | \$146,581,683.28 |            |        |           |                 |           |              |
| 12/24/2018 | 0          | \$0.00          |          |            |                 |          | 9          | \$16,446,994.78 |            |            |                  |            |        |           |                 |           |              |
| 12/25/2018 | 0          | \$0.00          |          |            |                 |          |            |                 |            |            |                  |            |        |           |                 |           |              |
| 12/26/2018 | 3          | \$274,234.79    | 2        |            | \$1,512,735.05  |          |            |                 |            |            |                  |            |        |           |                 |           |              |
| 12/27/2018 | 13         | \$1,075,196.67  | 2        |            | \$30,000,000.00 | 3        | 8          | \$5,038,363.46  |            |            |                  |            |        |           |                 |           |              |
| 12/28/2018 | 5          | \$1,888,785.14  |          |            |                 | 2        |            | \$30,000,000.00 | 154        |            | \$832,935,674.32 |            |        |           |                 |           |              |
| 12/31/2018 | 0          | \$0.00          | 1        |            | \$6,008,000.00  |          |            |                 |            |            |                  |            |        |           | \$10,265,997.55 | 2         | \$406,868.42 |

TOTAL 84 \$73,489,628.56 33 \$128,221,170.90 43 \$64,314,640.91 124 \$118,189,782.94 1155 \$1,367,178,695.59 13 \$30,551,025.20 10 \$2,290,586.86

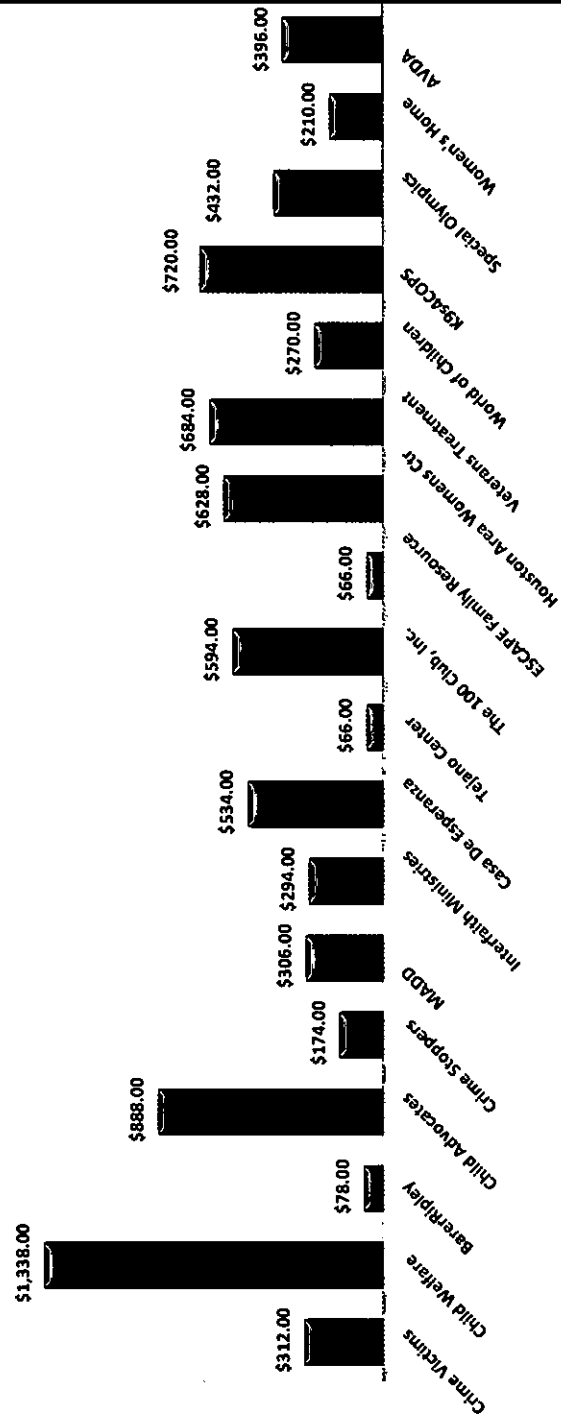
| GRAND TOTAL | ITEMS | DOLLAR AMT.        |
|-------------|-------|--------------------|
| 1482        |       | \$1,785,213,430.96 |

\*\*\* Bank and County Holiday  
 \*\* Bank Holiday

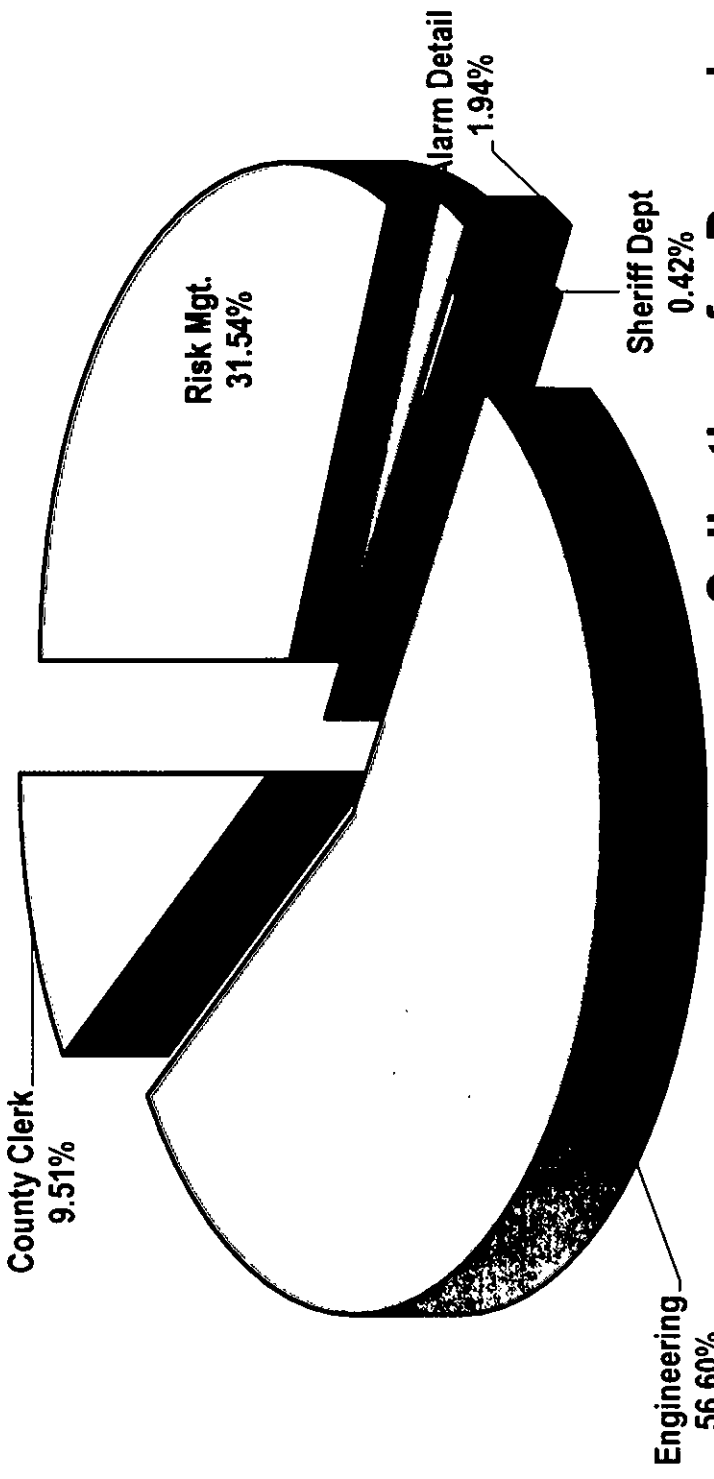


### Juror Donations December 2018

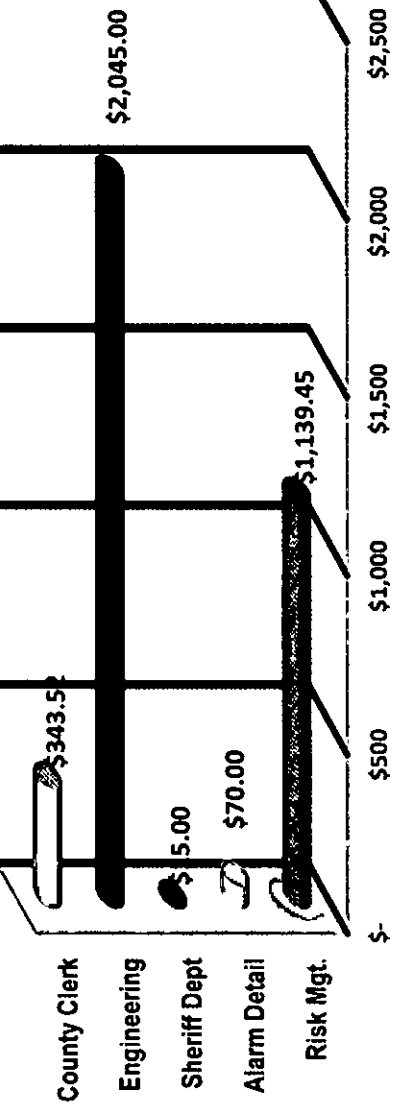
|                         |    |          |
|-------------------------|----|----------|
| Crime Victims           | \$ | 312.00   |
| Child Welfare           | \$ | 1,338.00 |
| BarerRipley             | \$ | 78.00    |
| Child Advocates         | \$ | 888.00   |
| Crime Stoppers          | \$ | 174.00   |
| MADD                    | \$ | 306.00   |
| Interfaith Ministries   | \$ | 294.00   |
| Casa De Esperanza       | \$ | 534.00   |
| Tejano Center           | \$ | 66.00    |
| The 100 Club, Inc.      | \$ | 594.00   |
| ESCAPE Family Resource  | \$ | 66.00    |
| Houston Area Womens Ctr | \$ | 628.00   |
| Veterans Treatment      | \$ | 684.00   |
| World of Children       | \$ | 270.00   |
| K9s4COPS                | \$ | 720.00   |
| Special Olympics        | \$ | 432.00   |
| Women's Home            | \$ | 210.00   |
| AVDA                    | \$ | 396.00   |
| Total                   | \$ | 7,990.00 |



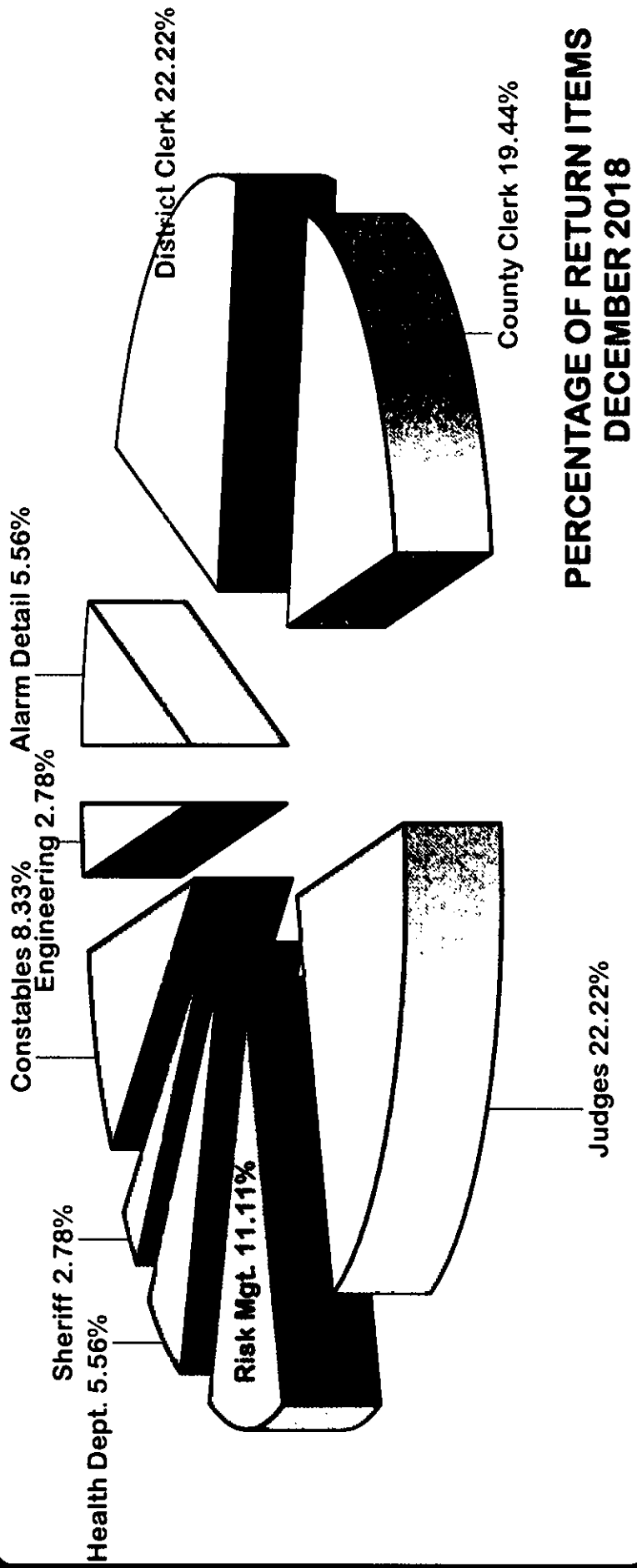
# Collections for December 2018



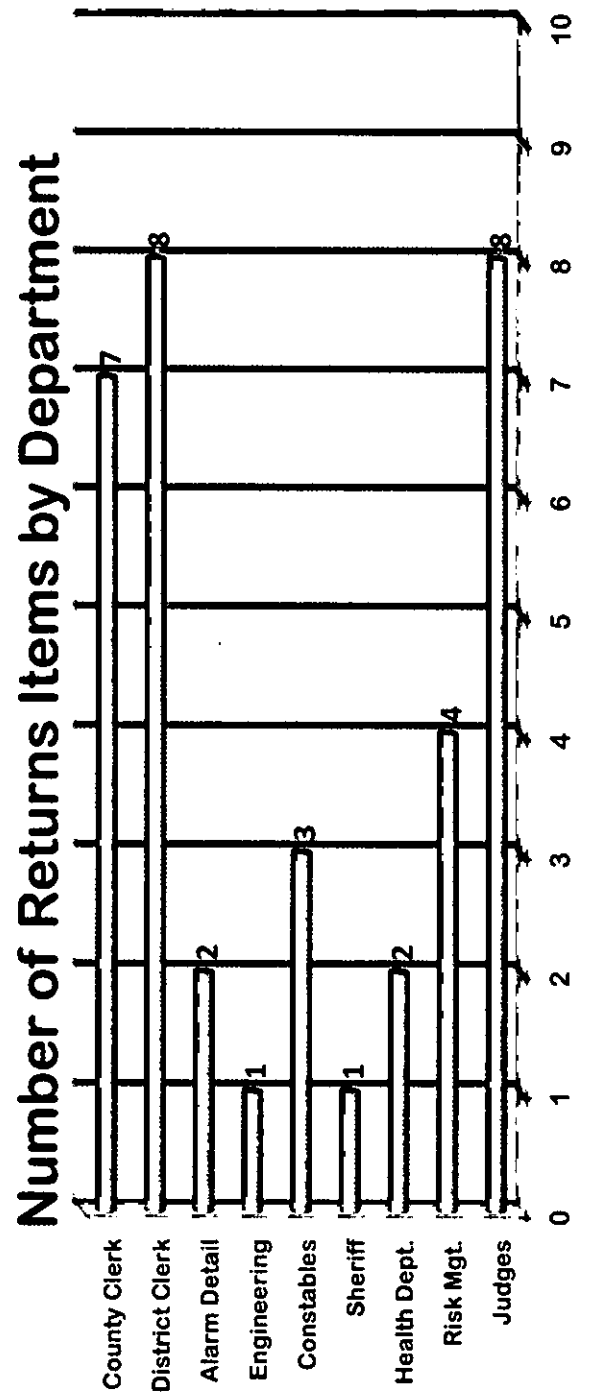
# Collections from Return Items for December 2018



|              |           |                 |
|--------------|-----------|-----------------|
| Risk Mgt.    | \$        | 1,139.45        |
| Alarm Detail | \$        | 70.00           |
| Sheriff Dept | \$        | 15.00           |
| Engineering  | \$        | 2,045.00        |
| County Clerk | \$        | 343.52          |
| <b>Total</b> | <b>\$</b> | <b>3,612.97</b> |



|                |           |
|----------------|-----------|
| Judges         | 8         |
| Risk Mgt.      | 4         |
| Health Dept.   | 2         |
| Sheriff        | 1         |
| Constables     | 3         |
| Engineering    | 1         |
| Alarm Detail   | 2         |
| District Clerk | 8         |
| County Clerk   | 7         |
| <b>TOTAL</b>   | <b>36</b> |



The attached Fund Financial Statements and Schedule of Debt detail the debts due to and owed by the County. These schedules are excerpts from the Auditor's Monthly Financial Statements.

**HARRIS COUNTY, TEXAS**  
**STATEMENT OF NET POSITION**  
**PROPRIETARY FUNDS**  
**DECEMBER 31, 2018**

|   | <u>Enterprise Funds</u> |  |                         | <u>Internal<br/>Service<br/>Funds</u> |
|---|-------------------------|--|-------------------------|---------------------------------------|
|   | <u>Toll Road</u>        | <u>Nonmajor<br/>Enterprise<br/>Funds</u> | <u>Total</u>            |                                       |
|   |                         |  |                         |                                       |
| <b>ASSETS</b>   |                         |  |                         |                                       |
| <b>Current assets:</b>                                    |                         |  |                         |                                       |
| Cash and cash equivalents                                 | \$ 210,467,373          | \$ 27,598,982                            | \$ 238,066,355          | \$ 135,799,251                        |
| Investments   | 1,104,373,766           | -  | 1,104,373,766           | 19,840,935                            |
| Receivables, net  | 44,017                  | 1,151,229                                | 1,195,246               | 3,927,970                             |
| Other receivables   | 127,864,892             | 433,598                                  | 128,298,490             | 4,256,115                             |
| Due from other funds                                      | 16,315                  | -  | 16,315                  | 621,697                               |
| Prepays and other assets                                  | 172,622                 | -  | 172,622                 | 900,000                               |
| Inventories   | 5,518,234               | -  | 5,518,234               | 3,239,255                             |
| Restricted cash and cash equivalents                      | 207,424,195             | -  | 207,424,195             | -                                     |
| Restricted investments                                    | 146,097,817             | -  | 146,097,817             | -                                     |
| <b>Total current assets</b>                               | <u>1,801,979,231</u>    | <u>29,183,809</u>                        | <u>1,831,163,040</u>    | <u>168,585,223</u>                    |
| <b>Noncurrent assets:</b>                                 |                         |  |                         |                                       |
| Notes receivable  | 45,488                  | -  | 45,488                  | -                                     |
| Investments, held as collateral by others                 | 6,855,000               | -  | 6,855,000               | -                                     |
| <b>Capital assets:</b>                                    |                         |  |                         |                                       |
| Land and construction in progress                         | 1,395,212,709           | 3,963,597                                | 1,399,176,306           | 259,000                               |
| Intangible asset  | 191,448,750             | -  | 191,448,750             | -                                     |
| Other capital assets, net of depreciation                 | 1,162,092,197           | 14,161,587                               | 1,176,253,784           | 27,574,977                            |
| <b>Total noncurrent assets</b>                            | <u>2,755,654,144</u>    | <u>18,125,184</u>                        | <u>2,773,779,328</u>    | <u>27,833,977</u>                     |
| <b>Total assets</b>                                       | <u>4,557,633,375</u>    | <u>47,308,993</u>                        | <u>4,604,942,368</u>    | <u>196,419,200</u>                    |
| <b>DEFERRED OUTFLOWS OF RESOURCES</b>                     |                         |  |                         |                                       |
| Deferred charge on refunding                              | 67,702,942              | -  | 67,702,942              | -                                     |
| Accumulated decrease in fair value of hedging derivatives | 35,277,338              | -  | 35,277,338              | -                                     |
| <b>Total deferred outflows of resources</b>               | <u>102,980,280</u>      | <u>-</u>                                 | <u>102,980,280</u>      | <u>-</u>                              |
| <b>LIABILITIES</b>  |                         |  |                         |                                       |
| <b>Current liabilities:</b>                               |                         |  |                         |                                       |
| Vouchers payable  | 40,847,627              | 20,570                                   | 40,868,197              | 1,178,938                             |
| Retainage payable   | 27,151,878              | -  | 27,151,878              | -                                     |
| Customer deposits and other                               | 160,751                 | -  | 160,751                 | -                                     |
| Due to other funds  | 771,088                 | 32,758                                   | 803,846                 | -                                     |
| Estimated outstanding claims                              | -                       | -  | -                       | 12,323,874                            |
| Incurred but not reported claims                          | -                       | -  | -                       | 47,419,781                            |
| Due to other units  | 103,861                 | -  | 103,861                 | -                                     |
| Unearned revenue  | 78,717,934              | -  | 78,717,934              | 165,382                               |
| Current portion of long-term liabilities                  | 34,064,165              | -  | 34,064,165              | -                                     |
| <b>Total current liabilities</b>                          | <u>181,817,304</u>      | <u>53,328</u>                            | <u>181,870,632</u>      | <u>61,087,975</u>                     |
| <b>Noncurrent liabilities:</b>                            |                         |  |                         |                                       |
| Noncurrent portion of long-term liabilities               | 2,368,898,816           | -  | 2,368,898,816           | -                                     |
| Commercial Paper Payable                                  | 86,065,000              | -  | 86,065,000              | -                                     |
| <b>Total noncurrent liabilities</b>                       | <u>2,454,963,816</u>    | <u>-</u>                                 | <u>2,454,963,816</u>    | <u>-</u>                              |
| <b>Total liabilities</b>                                  | <u>2,636,781,120</u>    | <u>53,328</u>                            | <u>2,636,834,448</u>    | <u>61,087,975</u>                     |
| <b>DEFERRED INFLOWS OF RESOURCES</b>                      |                         |  |                         |                                       |
| Accumulated decrease in fair value of hedging derivatives | 37,160,645              | -  | 37,160,645              | -                                     |
| <b>Total deferred inflows of resources</b>                | <u>37,160,645</u>       | <u>-</u>                                 | <u>37,160,645</u>       | <u>-</u>                              |
| <b>NET POSITION</b>                                       |                         |  |                         |                                       |
| Net investment in capital assets                          | 355,696,165             | 18,125,184                               | 373,821,349             | 27,833,977                            |
| <b>Restricted for:</b>                                    |                         |  |                         |                                       |
| Capital projects  | 5,010,724               | -  | 5,010,724               | -                                     |
| Debt service  | 319,457,847             | -  | 319,457,847             | -                                     |
| Toll road   | 1,306,507,154           | -  | 1,306,507,154           | -                                     |
| Unrestricted  | -                       | 29,130,481                               | 29,130,481              | 107,497,248                           |
| <b>Total net position</b>                                 | <u>\$ 1,986,671,890</u> | <u>\$ 47,255,665</u>                     | <u>\$ 2,033,927,555</u> | <u>\$ 135,331,225</u>                 |

\* The County has pledged \$3.0M to Citibank and \$3.9M to JP Morgan from two FNMA notes with a combined par value of \$45.0M, under the terms of the swap agreements related to the Toll Road Authority 2012A&B bonds and a portion of the Senior Lien Revenue Refunding 2007B bonds. (see page 41 for additional details).

**HARRIS COUNTY, TEXAS  
BALANCE SHEET  
GOVERNMENTAL FUNDS  
DECEMBER 31, 2018**

|  | General<br>Fund         | Public<br>Contingency<br>Fund | Mobility<br>Fund      | General<br>Debt Service<br>Funds | Total<br>General Fund<br>Group | Nonmajor<br>Governmental<br>Funds | Total<br>Governmental<br>Funds |
|--|-------------------------|-------------------------------|-----------------------|----------------------------------|--------------------------------|-----------------------------------|--------------------------------|
| <b>ASSETS</b>  |                         |                               |                       |                                  |                                |                                   |                                |
| Cash and investments:  |                         |                               |                       |                                  |                                |                                   |                                |
| Cash and cash equivalents  | \$ 381,650,060          | \$ 37,636,283                 | \$ 305,745,055        | \$ -                             | \$ 725,031,398                 | \$ 435,141,719                    | \$ 1,160,173,117               |
| Investments  | -                       | 27,357,555                    | -                     | -                                | 27,357,555                     | 50,250,966                        | 77,608,521                     |
| Receivables:   |                         |                               |                       |                                  |                                |                                   |                                |
| Taxes, net   | 1,350,843,524           | -                             | -                     | -                                | 1,350,843,524                  | 153,341,250                       | 1,504,184,774                  |
| Accounts   | 9,012,758               | -                             | -                     | -                                | 9,012,758                      | 27,372,836                        | 36,385,594                     |
| Capital leases   | 210,300                 | -                             | -                     | -                                | 210,300                        | -                                 | 210,300                        |
| Other  | 5,371,965               | 1,839,814                     | -                     | -                                | 7,211,779                      | 13,079,900                        | 20,291,679                     |
| Due from other funds   | 150,383                 | 998,368                       | 286                   | 12,000                           | 1,161,037                      | 43,133                            | 1,204,170                      |
| Prepays and other assets   | 5,000                   | -                             | -                     | -                                | 5,000                          | -                                 | 5,000                          |
| Inventory  | 2,328,103               | -                             | -                     | -                                | 2,328,103                      | -                                 | 2,328,103                      |
| Restricted cash and cash equivalents   | -                       | -                             | -                     | 75,365,070                       | 75,365,070                     | 21,782,576                        | 97,147,646                     |
| Restricted investments   | -                       | -                             | -                     | 101,123                          | 101,123                        | -                                 | 101,123                        |
| Advances to other funds  | 140,000                 | -                             | -                     | -                                | 140,000                        | 557,500                           | 697,500                        |
| Notes receivable   | 686,291                 | -                             | -                     | -                                | 686,291                        | 144,431                           | 830,722                        |
| <b>Total assets</b>  | <b>\$ 1,750,398,384</b> | <b>\$ 67,832,020</b>          | <b>\$ 305,745,341</b> | <b>\$ 75,478,193</b>             | <b>\$ 2,199,453,938</b>        | <b>\$ 701,714,311</b>             | <b>\$ 2,901,168,249</b>        |
| <b>LIABILITIES</b>   |                         |                               |                       |                                  |                                |                                   |                                |
| Vouchers payable   | \$ 16,725,784           | \$ 63,706                     | \$ 814,512            | \$ 368,022                       | \$ 17,972,024                  | \$ 12,239,562                     | \$ 30,211,586                  |
| Retainage payable  | 502,391                 | -                             | 4,687,802             | -                                | 5,190,193                      | 16,495,808                        | 21,686,001                     |
| Due to other funds   | 683,370                 | 12,098                        | -                     | 55                               | 695,523                        | 1,633,109                         | 2,328,632                      |
| Due to other units   | -                       | -                             | -                     | -                                | -                              | 13,137                            | 13,137                         |
| Customer deposits  | 377,600                 | -                             | -                     | -                                | 377,600                        | -                                 | 377,600                        |
| Advances from other funds  | -                       | -                             | -                     | -                                | -                              | 327,500                           | 327,500                        |
| Bonds Payable  | 104                     | -                             | -                     | -                                | 104                            | -                                 | 104                            |
| Capital Leases   | 136,298                 | -                             | -                     | -                                | 136,298                        | -                                 | 136,298                        |
| Unearned revenue   | 209,808                 | -                             | -                     | -                                | 209,808                        | 14,057,229                        | 14,267,037                     |
| <b>Total liabilities</b>   | <b>18,635,355</b>       | <b>75,804</b>                 | <b>5,502,314</b>      | <b>368,077</b>                   | <b>24,581,550</b>              | <b>44,766,345</b>                 | <b>69,347,895</b>              |
| <b>DEFERRED INFLOWS OF RESOURCES</b>   |                         |                               |                       |                                  |                                |                                   |                                |
| Unavailable revenues - property taxes  | 1,350,843,524           | -                             | -                     | -                                | 1,350,843,524                  | 153,341,250                       | 1,504,184,774                  |
| Unavailable revenues - other   | 5,332,858               | -                             | -                     | -                                | 5,332,858                      | -                                 | 5,332,858                      |
| <b>Total deferred inflows of resources</b>                                     | <b>1,356,176,382</b>    | <b>-</b>                      | <b>-</b>              | <b>-</b>                         | <b>1,356,176,382</b>           | <b>153,341,250</b>                | <b>1,509,517,632</b>           |
| <b>FUND BALANCES</b>   |                         |                               |                       |                                  |                                |                                   |                                |
| Nonspendable   | 2,468,103               | -                             | -                     | -                                | 2,468,103                      | 557,500                           | 3,025,603                      |
| Restricted   | 1,615,449               | -                             | 300,243,027           | 75,110,116                       | 376,968,592                    | 414,907,442                       | 791,876,034                    |
| Committed  | -                       | -                             | -                     | -                                | -                              | 91,278,105                        | 91,278,105                     |
| Assigned   | 102,148,190             | -                             | -                     | -                                | 102,148,190                    | -                                 | 102,148,190                    |
| Unassigned   | 269,354,905             | 67,756,216                    | -                     | -                                | 337,111,121                    | (3,136,331)                       | 333,974,790                    |
| <b>Total fund balances</b>   | <b>375,586,647</b>      | <b>67,756,216</b>             | <b>300,243,027</b>    | <b>75,110,116</b>                | <b>818,696,006</b>             | <b>503,606,716</b>                | <b>1,322,302,722</b>           |
| <b>Total liabilities, deferred inflows of resources,<br/>and fund balances</b> | <b>\$ 1,750,398,384</b> | <b>\$ 67,832,020</b>          | <b>\$ 305,745,341</b> | <b>\$ 75,478,193</b>             | <b>\$ 2,199,453,938</b>        | <b>\$ 701,714,311</b>             | <b>\$ 2,901,168,249</b>        |

\* Negative unassigned fund balance occurs when expenditures are made in anticipation of budgeted revenues.



**HARRIS COUNTY, TEXAS**  
**SCHEDULE OF DEBT - COMMERCIAL PAPER AND BONDED DEBT - ALL FUNDS**  
**December 31, 2018**

|   | Stated<br>Rate | Outstanding<br>Balances |
|---|----------------|-------------------------|
| <b>Toll Road Debt:</b>  |                |                         |
| Toll Road Bonds   | 2.000 - 5.000  | \$ 2,140,195,000        |
| Unamortized Premium (Discount) Net                                  |                | 228,703,816             |
| Accrued Interest  |                | 34,064,165              |
| Commercial Paper Payable - Series E-1                               |                | 64,765,000              |
| Commercial Paper Payable - Series E-2                               |                | 21,300,000              |
| <b>Total Toll Road Bonds Payable and Commercial Paper</b>           |                | <b>2,489,027,981</b>    |
| <b>Flood Control Debt:</b>  |                |                         |
| Flood Control Bonds   | 0.250 - 5.250  | 526,170,000             |
| Unamortized Premiums  |                | 50,813,286              |
| Commercial Paper Payable - Series H                                 |                | 775,000                 |
| <b>Total Flood Control Bonds Payable and Commercial Paper</b>       |                | <b>577,758,286</b>      |
| <b>Other Bonds Payable:</b>   |                |                         |
| Road Bonds  | 1.500 - 5.250  | 695,265,000             |
| Permanent Improvement   | 0.350 - 5.750  | 713,025,000             |
| General Obligation, Revenue Refunding 2002                          | 5.000 - 5.860  | 23,068,031              |
| Tax & Subordinate Lien, Revenue Refunding Bonds                     | 3.000 - 5.250  | 176,305,000             |
| Unamortized Premiums - Road   |                | 79,915,542              |
| Unamortized Premiums - Permanent Improvement                        |                | 66,199,350              |
| Unamortized Premiums - General Obligation                           |                | 19,509,338              |
| Accrued Interest on Capital Appreciation Bonds - General Obligation |                | 35,859,061              |
| <b>Total Other Bonds Payable</b>                                    |                | <b>1,809,146,322</b>    |
| <b>Other Commercial Paper Payable:</b>                              |                |                         |
| Commercial Paper Payable - Series A-1                               |                | 20,841,000              |
| Commercial Paper Payable - Series B                                 |                | 6,195,000               |
| Commercial Paper Payable - Series C                                 |                | 40,275,000              |
| Commercial Paper Payable - Series D                                 |                | 48,341,000              |
| Commercial Paper Payable - Series D-2                               |                | 190,000                 |
| Commercial Paper Payable - Series D-3                               |                | 200,000                 |
| <b>Total Other Commercial Paper Payable</b>                         |                | <b>116,042,000</b>      |
| <b>Total Bonds Payable and Commercial Paper</b>                     |                | <b>4,991,974,589</b>    |
| <b>Other Long-Term Liabilities:</b>                                 |                |                         |
| Loan Payable  |                | 28,096,399              |
| OPEB Obligation   |                | 701,972,938             |
| Net Pension Liability   |                | 306,046,823             |
| Pollution Remediation Obligation                                    |                | 3,509,400               |
| <b>Total Other Long-Term Liabilities</b>                            |                | <b>1,039,625,560</b>    |
| <b>Total Debt</b>   |                | <b>\$ 6,031,600,149</b> |