

20. b.

1001 Preston, Suite 652
Houston, Texas 77002-1816



(832) 927-6865
Fax: (832) 927-0056
treasurer.info@itc.hctx.net

DYLAN OSBORNE
HARRIS COUNTY TREASURER

October 8, 2019

Vote of the Court:

	Yes	No	Abstain
Judge Hidalgo	<input checked="" type="checkbox"/>	<input type="checkbox"/>	<input type="checkbox"/>
Comm. Ellis	<input checked="" type="checkbox"/>	<input type="checkbox"/>	<input type="checkbox"/>
Comm. A. Garcia	<input checked="" type="checkbox"/>	<input type="checkbox"/>	<input type="checkbox"/>
Comm. Radack	<input type="checkbox"/>	<input type="checkbox"/>	<input type="checkbox"/>
Comm. Cagle	<input type="checkbox"/>	<input type="checkbox"/>	<input type="checkbox"/>

County Judge Hidalgo,
Commissioners Ellis, Garcia,
Radack and Cagle

Honorable Members of the Court:

Transmittal of the County Treasurer's Report to Commissioners Court of monies received and disbursed for the month ending August 31, 2019 as required by the Local Government Code 114.026.

In accordance with State Law, the books, and accounts of the County Treasurer are available to the Commissioners Court for inspection and examination, as desired. This Report is also filed with the County Auditor.

Sincerely,

Dylan Osborne
Harris County Treasurer

19 OCT -2 AM 8:39
HARRIS COUNTY
SUBJECT MANAGEMENT
DEPARTMENT

Presented to Commissioners Court

OCT 08 2019
APPROVE E/G
Recorded Vol _____ Page _____

TABLE OF CONTENTS
October 8, 2019

Detail of Changes in County Funds	1-7
Monthly Electronic Transfer Report	8
Juror Donations	9
Collected Return Items	10
Percentage of Return Items	11
Debts Due To and Owed by the County	12-15

Monthly Report
Of The
Harris County Treasurer
For the Month Ended
August, 2019



Dylan Osborne
County Treasurer



HARRIS COUNTY

Treasurer's Office

MONTHLY REPORT

AUGUST 2019

DETAIL OF CHANGES IN COUNTY FUNDS UNAUDITED AND UNRECONCILED AS OF AUGUST 2019

(PROOF OF CASH AT CADENCE BANK)

Account #	Account Name	Beginning Balances	Deposits/Credits	Disbursements	ACH/Wire	Outstanding Checks Beginning	Outstanding Checks Ending	Purchases	MMF Sales	Ending Balance
4200033159	Central Disbursement (Funds Swept to General Concentration Acct.)	\$30,863,701.74		\$45,979,985.72	\$152,043,644.35	\$30,863,701.74	\$26,692,036.15	\$198,023,630.07		-\$26,692,036.15
4200084046	Juvenile Probation Board	\$750,316.93	\$4,495,971.89		\$4,514,663.00			\$4,050,273.23	\$4,031,580.56	\$750,316.49
429684046	Juvenile Probation Board *(Chf)	\$4,732,885.79						\$4,031,580.56	\$4,050,273.23	\$4,714,193.12
4200084046	(Funds Swept to Juvenile Probation Acct.)	-\$22,711.23		\$149,560.15	\$8,396,684.97	\$22,711.23	\$9,381.24	\$8,546,245.12		-\$9,381.24
4200018036	Payroll (Funds Swept to General Concentration Acct.)	-\$31,708.01		\$10,222.31	\$61,106,302.62	\$31,708.01	\$39,489.29	\$61,116,524.93		-\$39,489.29
4200028043	Fee Officer (Funds Swept to General Concentration Acct.)	-\$5,139,545.19		\$5,242,815.51	\$19,146.20	\$5,139,545.19	\$8,448,731.98	\$5,261,961.71		-\$8,448,731.98
4200028050	Harris County Jury Fund (Funds Swept to General Concentration Acct.)	-\$212,440.00		\$182,246.00	\$635.03	\$212,440.00	\$248,296.00	\$162,881.03		-\$248,296.00
4200018287	HC Community Supervision	\$900,212.33	\$9,300,773.38		\$6,576,212.55			\$5,872,751.30	\$5,597,312.42	\$500,212.02
429618287	HC Community Supervision *(CM)	\$3,332,811.49						\$5,597,312.42	\$5,872,751.30	\$3,057,372.61
4200018287	(Funds Swept to Community Supervision Acct.)	-\$747,583.10		\$994,598.61	\$11,178,926.05	\$747,583.10	\$27,795.46	\$12,173,524.66		-\$27,795.46
4200038679	HC Payroll Special Disb (Funds Swept to General Concentration Acct.)	-\$92,067.02		\$176,375.60	\$543,233.47	\$92,067.02	\$93,169.57	\$721,609.07		-\$93,169.57
4200008029	General Concentration	\$25,010,309.53	\$268,091,696.98		\$347,347,382.22			\$220,388,454.55	\$141,132,773.68	\$25,010,305.16
429608029	General Concentration *(CM)	\$160,074,899.69						\$141,132,773.68	\$220,388,454.55	\$80,819,218.82
4200023234	HC Sheriff Federal Forfeited Assets	\$85.93	\$0.00		\$0.00			\$0.00	\$0.00	\$85.93
4200063438	HC Fire Marshal State Forfeited Assets	\$2,287.60	\$0.96		\$0.00					\$2,288.56
4200053439	HC Fire Marshal State Forfeited Assets Chapter 18	\$42,235.25	\$17.86		\$416.00					\$41,837.11
4200014035	Harris County Juvenile Supervision Fees	\$372,584.01	\$14,158.10		\$3,679.69					\$389,062.42
4200024471	HC Gen Obligation Comm Paper Series D-2	\$16,814.62	\$1,800,086.03		\$1,772,373.47					\$44,527.18

DETAIL OF CHANGES IN COUNTY FUNDS UNAUDITED AND UNRECONCILED AS OF AUGUST 2019

(PROOF OF CASH AT CADENCE BANK)

Account #	Account Name	Beginning Balances	Deposits/Credits	Disbursements	ACH/Wire Disbursements	Outstanding Checks Beginning	Outstanding Checks Ending	MMF Purchases	MMF Sales	Ending Balance
4200024489	HC Gen Obligation Comm Paper Series D-3	\$9,571.06	\$4.06	\$4.06						\$9,571.06
4200045369	Affordable Housing Funds	\$1.77	\$0.00	\$0.00						\$1.77
4200025395	Care for Elders Program	\$19,611.42	\$8.33							\$19,619.75
4200017487	HC Toll St Lien Revenue & Refund Bonds 2018A	\$1,000,424.66	\$187,387.16	\$51,314,409.13				\$51,359,575.49	\$231,553.52	\$1,000,424.66
429617467	HC Toll St Lien Revenue & Refund Bonds 2018A *(CM)	\$92,453,139.54						\$231,553.52	\$51,359,575.49	\$31,326,117.57
4200068015	HC Gen Oblig Comm Paper	\$4,804,931.72	\$94,347.94	\$382,294.65						\$4,516,985.01
4200068031	HC Unlimited Tax Road and Refund Bonds Ser. 2006B	\$60,644.02	\$80,008.77	\$74,524.78						\$66,128.01
4200058032	HC Tx Holderneth Rd Pipeline Relocation Cost Share	\$0.00	\$6.96	\$0.00						\$6.96
4200068064	HC Worker's Comp	\$500,211.89	\$4,918,471.44	\$4,801,088.57				\$4,526,584.91	\$4,641,948.48	\$500,211.19
429668064	HC Worker's Comp- CM	\$11,232,474.11						\$4,641,948.48	\$4,526,584.91	\$11,347,657.68
4200048082	HC Public Improvement Contingency	\$15,006,369.86	\$12,286,777.43	\$6,540,348.11				\$6,536,307.67	\$12,282,735.99	\$15,006,369.86
429668082	HC Public Improvement Contingency *(CM)	\$9,081,699.45						\$12,282,735.99	\$6,536,307.67	\$14,828,121.77
4200058099	HC Metro Street Improvement	\$250,106.16	\$106.16	\$2,187,654.90				\$2,194,357.70	\$6,808.96	\$250,106.16
429668099	HC Metro Street Improvement *(CM)	\$3,578,098.50						\$6,808.96	\$2,194,357.70	\$1,390,548.76
4200048330	HC VISA/Mastercard Pilot Program	\$0.00	\$7,430,352.48	\$7,430,352.48						\$0.00
4200076402	HC Attorney SPU Fund State	\$177,450.89	\$74.56	\$2,304.14				\$0.00	\$0.00	\$175,221.31
4200048405	HC Attorney SPU Fund	\$565,870.64	\$214.73	\$500.00						\$565,585.37
4200028407	District Attorney Federal Forfeited	\$90,566.62	\$38.46	\$0.00						\$90,605.08
4200038414	District Attorney Federal Forfeited US Justice	\$606,123.32	\$257.39	\$0.00						\$606,380.71
4200048421	District Attorney State Forfeited	\$500,210.93	\$717,978.80	\$59,086.92				\$60,591.37	\$719,465.60	\$500,208.58
429668421	District Attorney State Forfeited *(CM)	\$8,038,122.34						\$719,465.60	\$60,591.37	\$8,697,016.57
4200078428	District Attorney Hot Checks Fees	\$250,106.16	\$3,033.93	\$118,748.41				\$116,922.86	\$3,207.38	\$250,106.16

DETAIL OF CHANGES IN COUNTY FUNDS UNAUDITED AND UNRECONCILED AS OF AUGUST 2019

(PROOF OF CASH AT CADENCE BANK)

Account #	Account Name	Beginning Balances	Deposits/Credits	Disbursements	ACH/Wire Disbursements	Outstanding Checks Beginning	Outstanding Checks Ending	MMF Purchases	MMF Sales	Ending Balance
429678428	District Attorney Hot Checks Fees *(CM)	\$144,143.90						\$3,207.38	\$116,922.86	\$30,428.42
4200089435	District Attorney Gambling Proceeds	\$250,105.27	\$16,314.38		\$539,622.04			\$543,025.00	\$19,716.98	\$250,105.63
429688435	District Attorney Gambling Proceeds *(CM)	\$1,836,737.63						\$19,716.98	\$543,025.00	\$1,313,429.61
4200098442	Constables Federal Forfeited	\$2,531.68	\$1.08		\$0.00					\$2,532.76
4200089443	Constable (Pct 2) Fed Forfeited Assets US Treas	\$10.85	\$0.00		\$0.00					\$10.85
4200078444	Constable (Pct 4) Fed Forfeited Assets US Treas	\$4,745.61	\$2.02		\$0.00					\$4,747.63
4200068445	Constable (Pct. 5) Fed Forfeited Assets US Treas	\$884.61	\$0.42		\$0.00					\$885.03
4200059446	Constable (Pct. 1) State Forfeited Assets - Chapter 18	\$400,111.13	\$15,931.30		\$100,163.12					\$315,879.31
4200049447	Constable (Pct. 3) State Forfeited Assets - Chapter 18	\$66,009.19	\$27.87		\$384.15					\$65,652.91
4200039448	Constable (Pct. 5) State Forfeited Assets - Chapter 18	\$123,514.84	\$11,683.06		\$0.00					\$135,197.90
4200029449	Constables (Pct. 1) Forfeited US Justice	\$162,062.93	\$926.53		\$0.00					\$162,989.46
4200088450	Constable (Pct. 2) Fed Forfeited Assets US Justice	\$62.64	\$0.03		\$0.00					\$62.67
4200078451	Constable (Pct.4) Forfeited US Justice	\$63,745.17	\$27.07		\$0.00					\$63,772.24
4200068452	Constable (Pct. 5) Fed Forfeited Assets US Justice	\$1,540.27	\$0.65		\$0.00					\$1,540.92
4200048454	Constable (Pct. 3) Fed Forfeited Assets US Justice	\$0.66	\$0.00		\$0.00					\$0.66
4200039455	Constable (Pct. 2) State Forfeited Assets Chapter 18	\$23,972.27	\$10.18		\$0.00					\$23,982.45
4200028456	Constables State (Pct.1) State Forfeited Chapter 59	\$325,296.92	\$3,306.64		\$20,045.60					\$308,557.96
4200019457	Constable (Pct. 4) State Forfeited Assets - Chapter 18	\$652,980.41	\$277.29		\$0.00					\$653,257.70
4200009458	Constable (Pct. 6) State Forfeited Assets - Chapter 18	\$8,286.26	\$3.52		\$0.00					\$8,289.78
4200048462	Constable (Pct. 2) State Forfeited Assets- Chapter 59	\$134,549.76	\$5,111.41		\$0.00					\$139,661.19

DETAIL OF CHANGES IN COUNTY FUNDS UNAUDITED AND UNRECONCILED AS OF AUGUST 2019

(PROOF OF CASH AT CADENCE BANK)

Account #	Account Name	Beginning Balances	Deposits/Credits	Disbursements	ACH/Wire Disbursements	Outstanding Checks Beginning	Outstanding Checks Ending	MMF Purchases	MMF Sales	Ending Balance
			+					+		
4200038463	Commissioners Court State Forfeited Chapter 59	\$750,318.34	\$23,032.95					\$0.00	\$26,734.43	\$750,318.08
429638463	Commissioners Court State Forfeited Chapter 59 *(CM)	\$1,966,522.28						\$26,734.43	\$0.00	\$1,993,256.71
4200028464	Constable (Pct. 3) State Forfeited Assets Chapter 59	\$55,533.90	\$22.55		\$2,623.45					\$52,933.00
4200018465	Constable (Pct. 4) State Forfeited Assets Chapter 59	\$349,773.03	\$18,993.78		\$0.00					\$368,736.81
4200008466	Constable (Pct. 5) State Forfeited Assets Chapter 59	\$119,080.93	\$3,967.66		\$0.00					\$123,048.59
4200098467	Constable (Pct. 6) State Forfeited Assets Chapter 59	\$31,192.48	\$7,377.83		\$0.00					\$38,570.31
4200088468	Constable (Pct. 8) State Forfeited Assets Chapter 59	\$22,570.40	\$3.54		\$14,239.00					\$8,334.94
4200078469	Constable (Pct. 8) State Forfeited Assets Chapter 59	\$126,704.34	\$53.46		\$620.35					\$125,937.45
4200048470	Sheriff Federal Forfeited	\$728,031.39	\$59,700.99		\$27,607.33					\$760,125.05
4200078477	Sheriff Forfeited US Justice	\$1,098,533.41	\$2,682.01		\$1,100,822.86					\$392.56
4200088484	Sheriff State Forfeited	\$500,212.33	\$212.33		\$2,432.89			\$0.00	\$2,645.22	\$500,212.33
429688484	Sheriff State Forfeited *(CM)	\$975,679.06						\$2,645.22	\$0.00	\$978,324.28
4200078485	Sheriff State Forfeited Assets - Chapter 18	\$250,106.13	\$106.16		-\$985.24			\$0.00	\$1,091.37	\$250,106.16
429678485	Sheriff State Forfeited Assets - Chapter 18 *(CM)	\$226,579.94						\$1,091.37	\$0.00	\$227,671.31
4200008490	Sheriff Fed Forfeited Assets	\$250,106.05	\$106.16		-\$853.60			\$0.00	\$959.65	\$250,106.16
429608490	Sheriff Fed Forfeited Assets *(CM)	\$453,801.83						\$959.65	\$0.00	\$454,761.48
4200038505	HC Treasurers Escheatment	\$1,048,583.09	\$445.29		\$0.00					\$1,049,028.38
4200078691	HC Tx & Sub Lien Rev Ref Bds Ser 2009C D/S	\$76,783.87	\$3,416,304.14		\$3,265,456.25					\$227,631.76
4200038695	HC Toll Sr Lien Rev Bds Ser 2009C Construction	\$2,007,326.23	\$1,000,680.07		\$1,956,176.19					\$1,051,830.11
4200018721	HC Dist Atty Hot Checks Fees	\$301,015.22	\$127.83		\$0.00					\$301,143.05
4200028738	HC Fee Officer Cash Bond	\$3,586,582.74	\$250,228.60		\$222,556.83					\$3,614,254.51

DETAIL OF CHANGES IN COUNTY FUNDS UNAUDITED AND UNRECONCILED AS OF AUGUST 2019

(PROOF OF CASH AT CADENCE BANK)

Account #	Account Name	Beginning Balances	Deposits/Credits	Disbursements	ACH/Wire Disbursements	Outstanding Checks Beginning	Outstanding Checks Ending	MMF Purchases	MMF Sales	Ending Balance
4200048777	HC Obligation & Rev Series 2002 D/S	\$36,761.90	\$14,000,439.93		\$13,825,000.00					\$212,201.83
4200048785	Metro General Mobility Program	\$2,501,050.54	\$20,001,061.64		\$10,535,865.87		\$10,566,428.71	\$20,031,613.38	\$20,031,613.38	\$2,501,061.64
429648785	Metro General Mobility Program *(CM)	\$26,774,933.37					\$20,031,613.38	\$10,566,428.71		\$36,239,218.04
4200048801	Harris County Constitutional Debt Service Funds	\$2,579,045.63	\$220,435.10		\$0.00					\$2,799,480.73
4200088864	HC Go and Rev Certificate Oblig Ser 2002 Construction	\$9,427,611.91	\$3,745.04		\$2,077,970.37					\$7,353,386.58
4200088870	HC Tx Rd Debt Service Funds	\$1,398,550.85	\$111,063.71		\$0.00					\$1,509,614.56
4200088890	HC Commercial Paper Series A-1	\$3,198,690.92	\$2,830,567.10		\$2,895,369.88					\$3,131,888.14
4200058891	HC Commercial Paper Series B	\$80,779.01	\$250,040.64		\$270,699.96					\$60,119.69
4200048892	HC Commercial Paper Series C	\$3,344,460.03	\$4,925,463.78		\$5,263,460.81					\$3,007,463.00
4200038893	HC Gen Oblig Comm Paper Series D	\$28,100,445.39	\$8,228,427.92		\$9,697,613.28					\$26,631,260.03
4200088898	HC Tax & Sub Lien Rev Ref Bonds Ser 2012A D/S	\$59,585.43	\$48.83		\$0.00					\$59,614.26
4200018945	HC Unlimited Tax Ref - Project Fund	\$86,455.65	\$14.52		\$86,336.71					\$133.46
4200089037	HCTRA Revenue Account	\$5,002,101.51	\$166,994,825.75		\$62,658,193.33		\$40,419,365.89	\$144,555,996.62	\$144,555,996.62	\$5,002,103.20
4296489037	HCTRA Sweep Account	\$85,511,818.71					\$144,555,996.62	\$40,419,365.89		\$189,649,449.44
4200029058	HCTRA Renewal and Replacement	\$1,500,636.99	\$20,153,761.99		\$21,520,977.52		\$21,564,065.22	\$20,196,849.69	\$20,196,849.69	\$1,500,636.99
429629058	HCTRA Renewal and Replacement - *(CM)	\$33,355,921.28					\$20,196,849.69	\$21,564,065.22		\$31,888,705.75
4200069260	HCTRA Sr Lien Rev & Ref Bonds Series 2002 Construction	\$32,226.53	\$9.30		\$32,000.00					\$235.83
4200009365	HCTRA Sr Lien Rev & Ref Bonds Series 2008B Con	\$28,081.66	\$125,009.59		\$37,329.38					\$115,761.87
4200019372	HCTRA Sr Lien Rev Bonds, Series 2009A Construction	\$30,186.44	\$10,008.98		\$30,000.00					\$10,195.42
4200099390	HCTRA Sr Lien Rev Commercial Paper Notes, Ser E-1	\$40,642.48	\$7,400,266.83		\$7,378,520.46					\$62,388.85

DETAIL OF CHANGES IN COUNTY FUNDS UNAUDITED AND UNRECONCILED AS OF AUGUST 2019

(PROOF OF CASH AT CADENCE BANK)

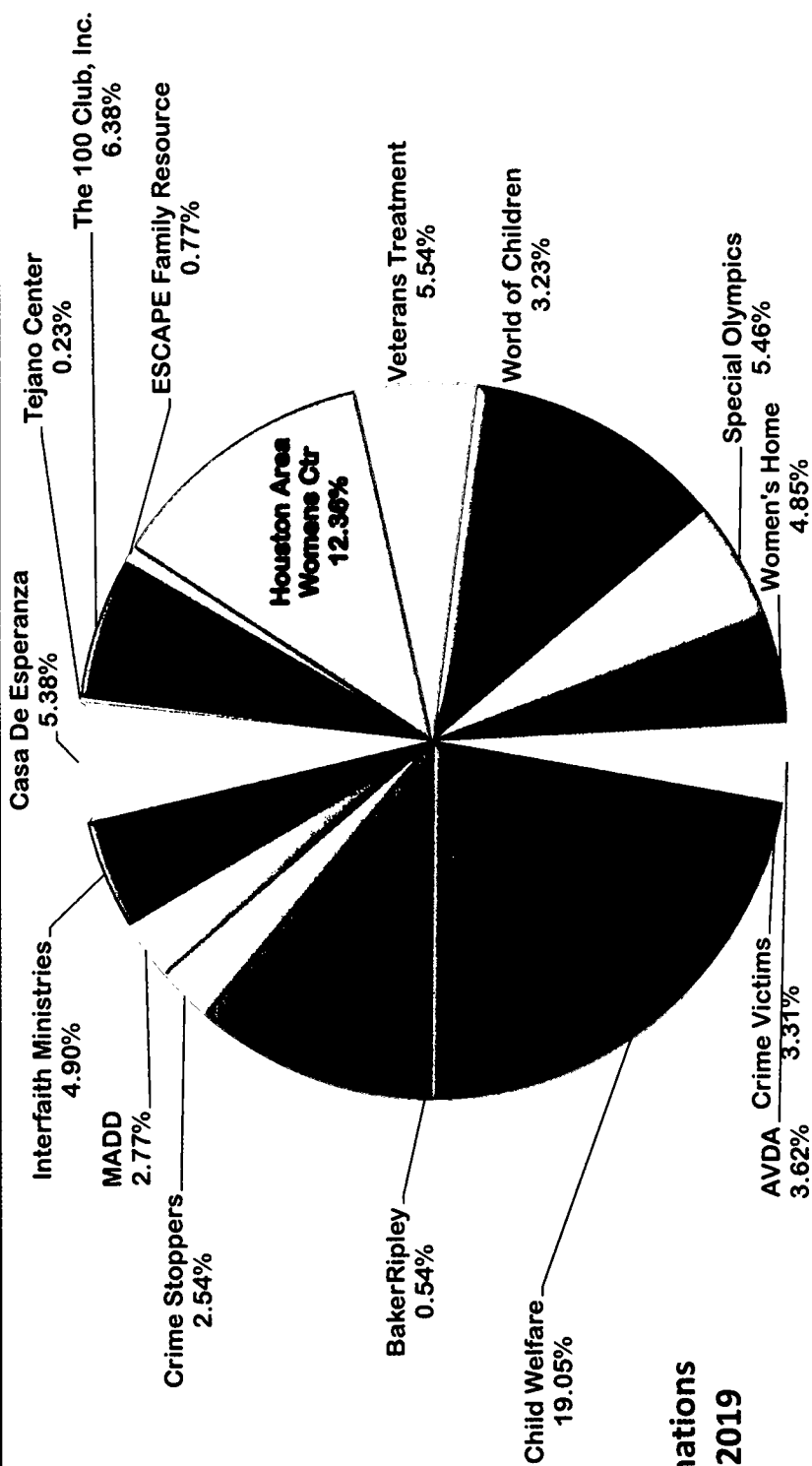
Account #	Account Name	Beginning Balances	Deposits/Credits	Disbursements	ACH/Wire Disbursements	Outstanding Checks Beginning	Outstanding Checks Ending	MMF Purchases	MMF Sales	Ending Balance
4200008391	HCTRA Sr Lien Rev Commerical Paper Notes, Ser E-2	\$48,249.45	\$3,125,131.85	\$3,107,762.18						\$65,619.12
4200009746	HC CTS ERP Retainage	\$4,789,564.03	\$2,031.98	\$0.00						\$4,789,595.41
	Total Harris County	\$522,936,710.66	\$559,640,766.46	\$52,717,803.90	\$913,272,261.74	\$37,109,756.29	\$33,558,899.69	\$1,007,687,074.42	\$721,680,697.83	\$506,144,644.67
	HARRIS COUNTY FLOOD									
4200104927	FC Central Disbursement (Funds Swept to Flood Control District Acct)	-\$28,109,544.56		\$16,140,813.28	\$18,040,237.50	\$28,109,544.58	\$14,880,676.76	\$34,181,050.78		-\$14,680,676.76
4200000224	H.C. Flood Control District	\$2,080,836.50	\$35,925,149.04	\$47,029,324.42				\$33,829,994.61	\$22,725,814.23	\$2,000,841.50
4296000224	H.C. Flood Control District *(CM)	\$22,452,242.66						\$22,725,814.23	\$33,829,994.61	\$11,348,062.28
4200010280	HCFC Commercial Paper	\$805,586.03	\$400,400.49		\$3,170.82					\$1,302,815.70
4200050336	HCFC Tax Ref Bds Ser 04 Project Fund	\$151,441.36	\$7.77	\$134,534.34						\$16,914.79
4200000384	HCFC Imp Bonds Ser 2007 Project Fund	\$670,357.74	\$184.34	\$667,285.14						\$3,256.94
4200040378	HCFC Army Corps of Engineers Sims Bayou	\$25,447.82	\$10.81		\$0.00					\$25,458.63
4200050385	HCFC Clear Creek Escrow Account	\$504.74	\$0.21		\$0.00					\$504.95
4200090399	HCFC Tax Ref Bonds, Ser 2008A D/S	\$14,248.10	\$1,593.33		\$0.00					\$15,841.43
4200060434	HCFC Tax Ref Bonds, Ser 2008C Debt Service	\$1,146.15	\$0.49		\$0.00					\$1,146.64
4200010439	HCFC Debt Service Funds	\$89,332.31	\$11,019.98		\$0.00					\$100,352.29
4200080440	HCFC - Tax Ref Bonds Taxable Investment	\$2,641.99	\$1.12		\$0.00					\$2,643.11
4200060442	HCFC - District Contract Tax Ref Bd. 2014A - DS	\$1,852.07	\$0.79		\$0.00					\$1,852.86
4200030445	HCFC - District Contract Tax Ref Bd Ser 2015B - DS	\$1,719.94	\$0.73		\$0.00					\$1,720.67
4200014605	HCFC - District Limited Tax Comm Paper - Ser H Con	\$76,592.75	\$8,603,585.88		\$8,587,519.37					\$92,659.26
4200014654	HCFC - District Limited Tax Comm Paper - Ser H D/S	\$2,109,592.94	\$3,142.58		\$109,398.33					\$2,004,339.19

DETAIL OF CHANGES IN COUNTY FUNDS UNAUDITED AND UNRECONCILED AS OF AUGUST 2019

(PROOF OF CASH AT CADENCE BANK)

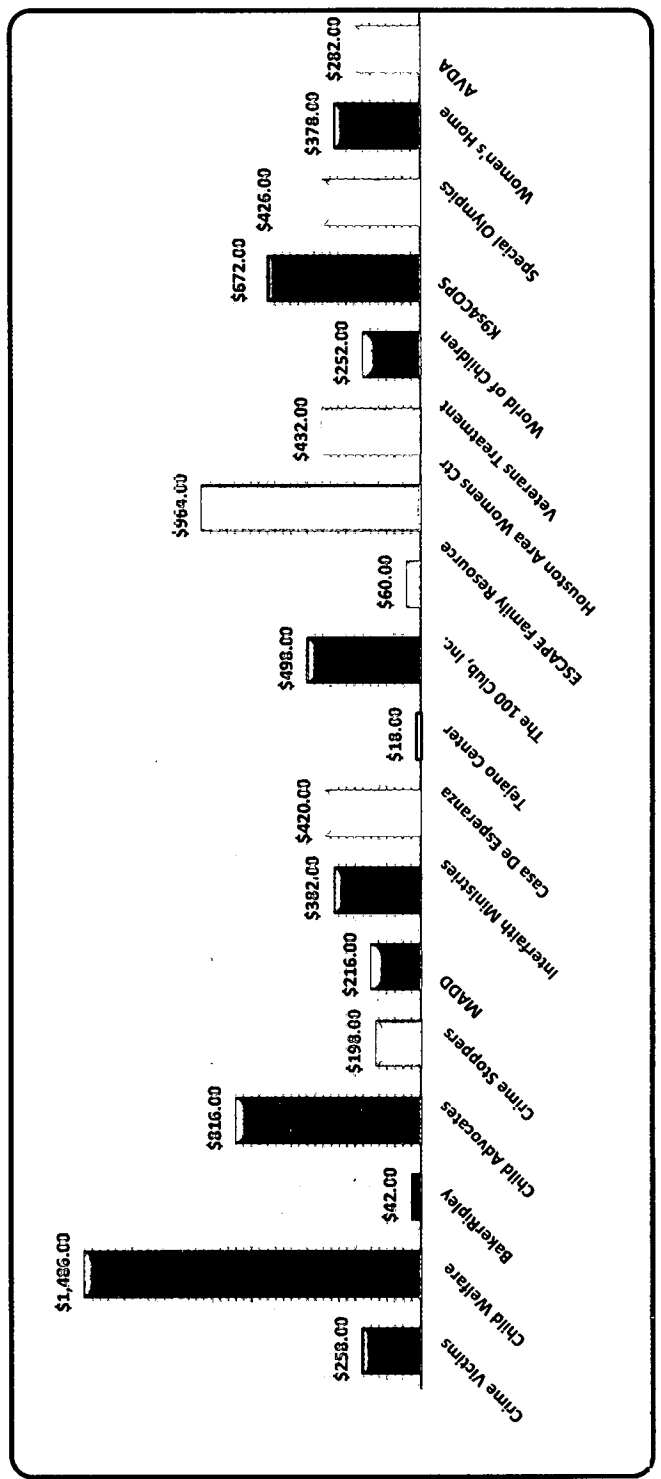
Account #	Account Name	Beginning Balances	Deposits/Credits	Disbursements	ACH/Wire Disbursements	Outstanding Checks Beginning	Outstanding Checks Ending	MMF Purchases	MMF Sales	Ending Balance
4200014647	HCFC- District Contract Tax Ref Bd Ser 2017A-D/S	\$1,731.57	\$0.74	-	\$0.00	-	-	+	-	\$1,732.31
	Total Flood Control	\$395,730.09	\$44,945,098.30	\$16,140,813.28	\$74,570,467.92	\$28,109,544.58	\$14,980,676.76	\$90,736,869.62	\$56,555,808.84	\$2,239,465.79
	Total Cadence Bank	\$523,332,440.75	\$604,585,864.76	\$68,858,617.18	\$887,842,729.66	\$85,219,300.87	\$48,239,576.45	\$1,098,423,934.04	\$778,236,506.67	\$508,384,110.46


*(CM) - Investment Bank Accounts



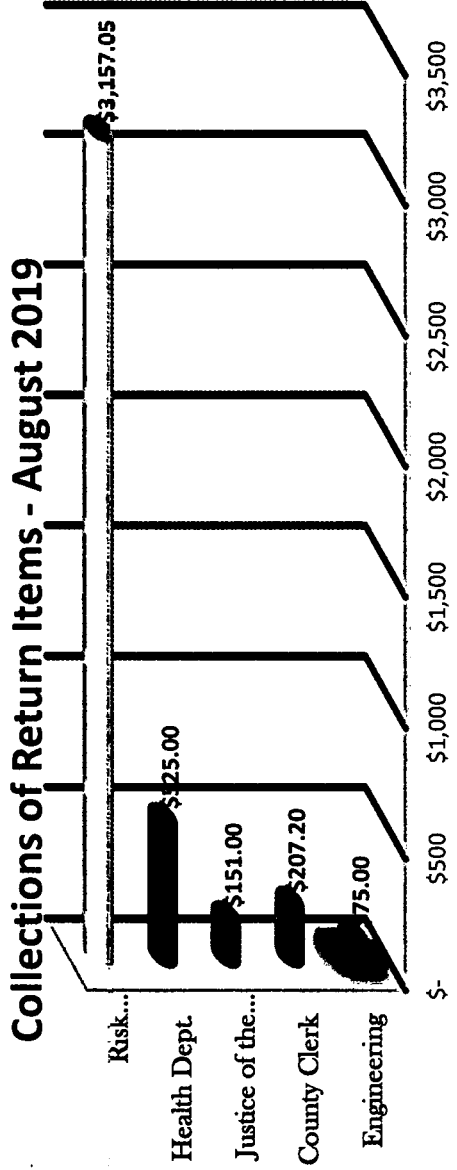
Juror Donations August 2019

Crime Victims	\$ 258.00
Child Welfare	\$ 1,486.00
BakerRipley	\$ 42.00
Child Advocates	\$ 816.00
Crime Stoppers	\$ 198.00
MADD	\$ 216.00
Interfaith Ministries	\$ 382.00
Casa De Esperanza	\$ 420.00
Tejano Center	\$ 18.00
The 100 Club, Inc.	\$ 498.00
ESCAPE Family Resource	\$ 60.00
Houston Area Womens Ctr	\$ 964.00
Veterans Treatment	\$ 432.00
World of Children	\$ 252.00
K94COPS	\$ 672.00
Special Olympics	\$ 426.00
Women's Home	\$ 378.00
AVDA	\$ 282.00
Total	\$ 7,800.00






Collections for August 2019



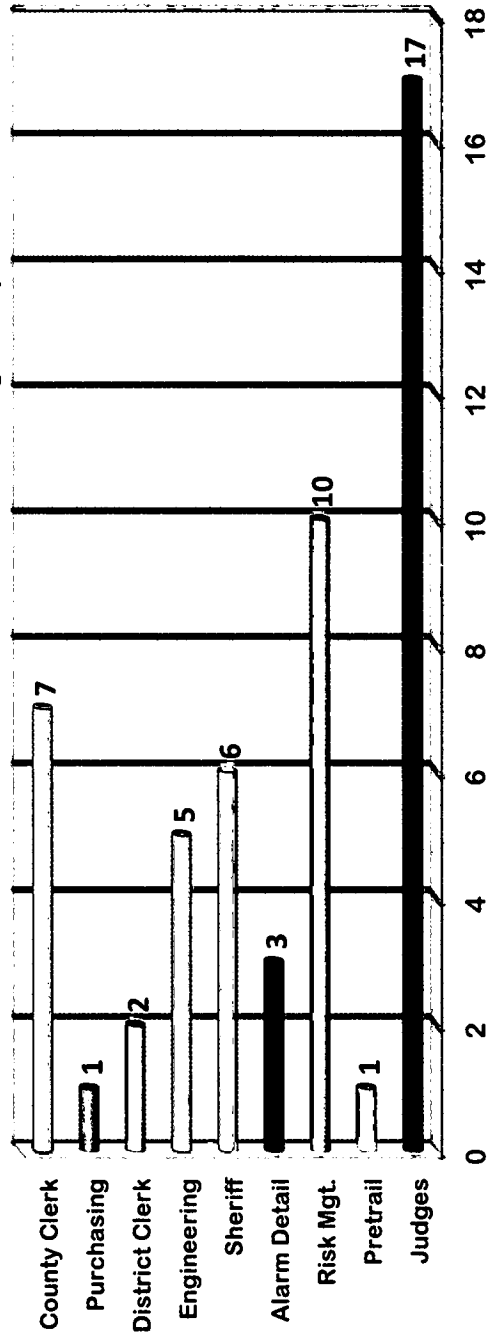
Engineering	\$	75.00
County Clerk	\$	207.20
Justice of the Peace	\$	151.00
Health Dept.	\$	525.00
Risk Management	\$	3,157.05
Total	\$	4,115.25



PERCENTAGE OF RETURN ITEMS AUGUST 2019

Judges	17
Pretrail	1
Risk Mgt.	10
Alarm Detail	3
Sheriff	6
Engineering	5
District Clerk	2
Purchasing	1
County Clerk	7
TOTAL	52

Number of Return Items Received by Department



The attached Fund Financial Statements and Schedule of Debt detail the debts due to and owed by the County. These schedules are excerpts from the Auditor's Monthly Financial Statements.

HARRIS COUNTY, TEXAS
SCHEDULE OF DEBT - COMMERCIAL PAPER AND BONDED DEBT - ALL FUNDS
August 31, 2019

	Stated Rate	Outstanding Balances
Toll Road Debt:		
Toll Road Bonds	2.000 - 5.250	\$ 2,039,395,000
Unamortized Premium (Discount) Net		214,372,553
Accrued Interest		3,666,315
Commercial Paper Payable - Series E-1		105,960,000
Commercial Paper Payable - Series E-2		35,400,000
Total Toll Road Bonds Payable and Commercial Paper		2,398,793,868
Flood Control Debt:		
Flood Control Bonds	0.250 - 5.250	526,170,000
Unamortized Premiums		47,359,935
Commercial Paper Payable - Series H		52,890,000
Total Flood Control Bonds Payable and Commercial Paper		626,419,935
Other Bonds Payable:		
Road Bonds	1.500 - 5.250	695,265,000
Permanent Improvement	0.350 - 5.500	713,025,000
General Obligation, Revenue Refunding 2002	5.000 - 5.860	17,672,134
Tax & Subordinate Lien, Revenue Refunding Bonds	3.000 - 5.250	173,440,000
Unamortized Premiums - Road		72,204,611
Unamortized Premiums - Permanent Improvement		58,983,544
Unamortized Premiums - General Obligation		17,726,912
Accrued Interest on Capital Appreciation Bonds - General Obligation		29,667,050
Total Other Bonds Payable		1,777,984,251
Other Commercial Paper Payable:		
Commercial Paper Payable - Series A-1		14,236,000
Commercial Paper Payable - Series B		8,925,000
Commercial Paper Payable - Series C		80,530,000
Commercial Paper Payable - Series D		44,416,000
Commercial Paper Payable - Series D-2		2,565,000
Commercial Paper Payable - Series D-3		200,000
Total Other Commercial Paper Payable		150,872,000
Total Bonds Payable and Commercial Paper		4,954,070,054
Other Long-Term Liabilities:		
Loan Payable		17,719,326
OPEB Obligation		790,324,219
Net Pension Liability		306,046,823
Pollution Remediation Obligation		2,176,197
Total Other Long-Term Liabilities		1,116,266,565
Total Debt		\$ 6,070,336,619

**HARRIS COUNTY, TEXAS
STATEMENT OF NET POSITION
PROPRIETARY FUNDS
AUGUST 31, 2019**

	Enterprise Funds			Internal Service Funds
	Toll Road	Nonmajor Enterprise Funds	Total	
ASSETS				
Current assets:				
Cash and cash equivalents	\$ 553,209,813	\$ 31,148,478	\$ 584,358,291	\$ 158,338,854
Investments	866,440,592	-	866,440,592	13,919,446
Receivables, net	498,224	2,000,543	2,498,767	3,507,943
Due from other funds	2,632,681	-	2,632,681	792,618
Other receivables	68,942,803	-	68,942,803	4,019,278
Prepays and other assets	146,344	-	146,344	898,858
Inventories	5,208,974	-	5,208,974	2,114,234
Restricted cash and cash equivalents	22,449,148	-	22,449,148	-
Restricted investments	141,702,709	-	141,702,709	-
Total current assets	<u>1,661,231,288</u>	<u>33,149,021</u>	<u>1,694,380,309</u>	<u>183,591,231</u>
Noncurrent assets:				
Notes receivable	37,906	-	37,906	-
Investments, held as collateral by others	22,500,000 *	-	22,500,000	-
Capital assets:				
Land and construction in progress	1,626,025,772	3,963,598	1,629,989,370	259,000
Intangible asset	182,495,000	-	182,495,000	-
Other capital assets, net of depreciation	1,110,118,184	14,607,067	1,124,725,251	25,057,166
Total noncurrent assets	<u>2,941,176,862</u>	<u>18,570,665</u>	<u>2,959,747,527</u>	<u>25,316,166</u>
Total assets	<u>4,602,408,150</u>	<u>51,719,686</u>	<u>4,654,127,836</u>	<u>208,907,397</u>
DEFERRED OUTFLOWS OF RESOURCES				
Deferred charge on refunding	64,996,715	-	64,996,715	-
Accumulated decrease in fair value of hedging derivatives	35,740,173	-	35,740,173	-
Total deferred outflows of resources	<u>100,736,888</u>	<u>-</u>	<u>100,736,888</u>	<u>-</u>
LIABILITIES				
Current liabilities:				
Vouchers payable	35,831,728	57,389	35,889,117	309,505
Retainage payable	34,104,126	-	34,104,126	-
Customer deposits and other	160,121	-	160,121	-
Due to other funds	3,152,507	-	3,152,507	247,029
Estimated outstanding claims	-	-	-	12,725,851
Incurred but not reported claims	-	-	-	45,192,011
Unearned revenue	78,364,561	2,750,969	81,115,530	171,369
Current portion of long-term liabilities	3,666,315	-	3,666,315	-
Total current liabilities	<u>155,279,358</u>	<u>2,808,358</u>	<u>158,087,716</u>	<u>58,645,765</u>
Noncurrent liabilities:				
Noncurrent portion of long-term liabilities	2,253,767,553	-	2,253,767,553	-
Commercial Paper Payable	141,360,000	-	141,360,000	-
Total noncurrent liabilities	<u>2,395,127,553</u>	<u>-</u>	<u>2,395,127,553</u>	<u>-</u>
Total liabilities	<u>2,550,406,911</u>	<u>2,808,358</u>	<u>2,553,215,269</u>	<u>58,645,765</u>
DEFERRED INFLOWS OF RESOURCES				
Accumulated decrease in fair value of hedging derivatives	34,564,757	-	34,564,757	-
Total deferred inflows of resources	<u>34,564,757</u>	<u>-</u>	<u>34,564,757</u>	<u>-</u>
NET POSITION				
Net investment in capital assets	5,669,806,924	18,570,665	5,688,377,589	25,316,166
Restricted for:				
Capital projects	5,208,974	-	5,208,974	-
Debt service	167,818,171	-	167,818,171	-
Toll road	(3,724,660,699)	-	(3,724,660,699)	-
Unrestricted	-	30,340,663	30,340,663	124,945,466
Total net position	<u>\$ 2,118,173,370</u>	<u>\$ 48,911,328</u>	<u>\$ 2,167,084,698</u>	<u>\$ 150,261,632</u>

* The County has pledged \$8.5M to Citibank and \$14.0M to JP Morgan from two FNMA notes with a combined par value of \$30.0M, under the terms of the swap agreements related to the Senior Lien Revenue Refunding 2007B bonds. (see page 41 for additional details).

**HARRIS COUNTY, TEXAS
BALANCE SHEET
GOVERNMENTAL FUNDS
AUGUST 31, 2019**

	General Fund	Public Contingency Fund	Mobility Fund	General Debt Service Funds	Total General Fund Group	Nonmajor Governmental Funds	Total Governmental Funds
ASSETS							
Cash and investments:							
Cash and cash equivalents	\$ 547,160,941	\$ 41,409,540	\$ 340,426,087	\$ -	\$ 928,996,568	\$ 404,923,739	\$ 1,333,920,307
Investments	-	154,683,325	-	-	154,683,325	60,498,824	215,182,149
Receivables:							
Taxes, net	27,512,264	-	-	-	27,512,264	3,422,546	30,934,810
Accounts	9,645,325	1,379,947	286,984	-	11,312,256	49,055,620	60,367,876
Capital leases	201,300	-	-	-	201,300	-	201,300
Other	8,186,578	-	-	-	8,186,578	8,905,731	17,092,309
Due from other funds	120	-	-	-	120	404,253	404,373
Prepays and other assets	5,000	-	-	-	5,000	-	5,000
Inventory	2,291,397	-	-	-	2,291,397	-	2,291,397
Restricted cash and cash equivalents	-	-	-	148,911,566	148,911,566	68,881,008	217,792,574
Advances to other funds	140,000	-	-	-	140,000	557,500	697,500
Notes receivable	494,399	-	-	-	494,399	315,923	810,322
Total assets	<u>\$ 595,637,324</u>	<u>\$ 197,472,812</u>	<u>\$ 340,713,071</u>	<u>\$ 148,911,566</u>	<u>\$ 1,282,734,773</u>	<u>\$ 596,965,144</u>	<u>\$ 1,879,699,917</u>
LIABILITIES							
Vouchers payable	\$ 11,470,428	\$ 206,199	\$ 8,692	\$ -	\$ 11,685,319	\$ 2,625,491	\$ 14,310,810
Retainage payable	333,211	2,489,743	3,177,619	-	6,000,573	17,872,200	23,872,773
Due to other funds	72,590	197	-	-	72,787	729,838	802,625
Due to other governmental units	-	-	-	-	-	13,136	13,136
Advances from other funds	-	-	-	-	-	327,500	327,500
Bonds Payable	104	-	-	-	104	-	104
Capital Leases	151,175	-	-	-	151,175	-	151,175
Unearned revenue	200,808	-	-	-	200,808	10,044,003	10,244,811
Total liabilities	<u>12,228,316</u>	<u>2,696,139</u>	<u>3,186,311</u>	<u>-</u>	<u>17,959,487</u>	<u>31,612,168</u>	<u>49,571,655</u>
DEFERRED INFLOWS OF RESOURCES							
Unavailable revenues - property taxes	27,512,264	-	-	-	27,512,264	3,422,546	30,934,810
Unavailable revenues - other	8,112,177	-	-	-	8,112,177	-	8,112,177
Total deferred inflows of resources	<u>35,624,441</u>	<u>-</u>	<u>-</u>	<u>-</u>	<u>35,624,441</u>	<u>3,422,546</u>	<u>39,046,987</u>
FUND BALANCES							
Nonspendable	2,431,397	-	-	-	2,431,397	557,500	2,988,897
Restricted	1,615,449	-	337,526,760	148,911,566	488,053,775	528,735,442	1,016,789,217
Assigned	131,459,990	-	-	-	131,459,990	69,577,208	201,037,198
Unassigned	412,277,731	194,776,673	-	-	607,054,404	(36,939,720)	570,114,684
Total fund balances	<u>547,784,567</u>	<u>194,776,673</u>	<u>337,526,760</u>	<u>148,911,566</u>	<u>1,228,999,566</u>	<u>561,930,430</u>	<u>1,790,929,996</u>
Total liabilities, deferred inflows of resources, and fund balances	<u>\$ 595,637,324</u>	<u>\$ 197,472,812</u>	<u>\$ 340,713,071</u>	<u>\$ 148,911,566</u>	<u>\$ 1,282,583,494</u>	<u>\$ 596,965,144</u>	<u>\$ 1,879,548,638</u>

** Negative unassigned fund balance occurs when expenditures are made in anticipation of budgeted revenues.

*** Government funds are stated on a "current financial resources" measurement focus.

