

1001 Preston, Suite 652
Houston, Texas 77002-1816



21. b. 1

(832) 927-6865
Fax: (832) 927-0056
treasurer.info@itc.hctx.net

DYLAN OSBORNE
HARRIS COUNTY TREASURER

June 25, 2019

County Judge Hidalgo,
Commissioners Cagle, Ellis,
Garcia, and Radack

Vote of the Court:

	Yes	No	Abstain
Judge Hidalgo	<input type="checkbox"/>	<input type="checkbox"/>	<input type="checkbox"/>
Comm. Ellis	<input type="checkbox"/>	<input type="checkbox"/>	<input type="checkbox"/>
Comm. A. Garcia	<input type="checkbox"/>	<input type="checkbox"/>	<input type="checkbox"/>
Comm. Radack	<input type="checkbox"/>	<input type="checkbox"/>	<input type="checkbox"/>
Comm. Cagle	<input type="checkbox"/>	<input type="checkbox"/>	<input type="checkbox"/>

19 JUN 13 PM 2:49

HARRIS COUNTY
BUDGET MANAGEMENT
DEPARTMENT

Honorable Members of the Court:

Transmittal of the County Treasurer's Report to Commissioners Court of monies received and disbursed for the month ending April 30, 2019 as required by the Local Government Code 114.026.

In accordance with State Law, the books, and accounts of the County Treasurer are available to the Commissioners Court for inspection and examination, as desired. This Report is also filed with the County Auditor.

Sincerely,

Dylan Osborne
Harris County Treasurer

Presented to Commissioners Court

JUN 25 2019

APPROVE E/G
Recorded Vol _____ Page _____



HARRIS COUNTY

Treasurer's Office

MONTHLY REPORT

APRIL 2019

Monthly Report
Of The
Harris County Treasurer
For the Month Ended
April 30, 2019



Dylan Osborne
County Treasurer

TABLE OF CONTENTS

06/25/2019

Detail of Changes in County Funds	1-8
Monthly Electronic Transfer Report	9
Juror Donations	10
Collected Return Items	11
Percentage of Return Items	12
Debts Due To and Owed by the County	13-16

DETAIL OF CHANGES IN COUNTY FUNDS UNAUDITED AND UNRECONCILED AS OF APRIL 2019

(PROOF OF CASH AT CADENCE BANK)

Account #	Account Name	Beginning Balances	Deposits/Credits	Disbursements	ACH/Wire Disbursements	Outstanding Checks Beginning	Outstanding Checks Ending	MMF Purchases	MMF Sales	Ending Balance
4200033169	Central Disbursement (Funds Swept to General Concentration Acct.)	\$25,163,888.82		\$43,711,039.68	\$44,982,138.85	\$25,163,888.82	\$37,806,987.83	\$88,693,178.53		-\$37,806,987.83
4200094046	Juvenile Probation Board	\$750,157.07	\$5,088,092.62		\$8,359,732.57		\$8,230,123.47	\$8,230,123.47	\$4,976,492.16	\$750,148.43
429884046	Juvenile Probation Board (CM)	\$8,973,214.79							\$8,230,123.47	\$5,719,593.48
4200094046	(Funds Swept to Juvenile Probation Acct.)	-\$47,081.93		\$222,699.11	\$13,093,516.98	\$47,081.93	\$21,779.41	\$13,316,216.09		-\$21,779.41
4200018038	Payroll (Funds Swept to General Concentration Acct.)	-\$88,448.03		\$50,764.05	\$59,738,419.34	\$88,448.03	\$63,787.15	\$59,785,183.39		-\$63,787.15
4200028043	Fee Officer (Funds Swept to General Concentration Acct.)	-\$4,683,420.14		\$4,678,253.13	\$9,276.00	\$4,663,420.14	\$3,861,021.26	\$4,687,528.13		-\$3,861,021.26
4200038050	Harris County Jury Fund (Funds Swept to General Concentration Acct.)	-\$470,421.00		\$214,578.00		\$470,421.00	\$171,654.00	\$214,578.00		-\$171,654.00
4200018267	HC Community Supervision	\$500,108.13	\$8,196,255.33		\$7,304,206.85			\$4,649,063.77	\$3,741,113.64	\$500,102.74
429618267	HC Community Supervision (CM)	\$2,146,873.55						\$3,741,113.64	\$4,849,063.77	\$1,038,723.42
4200018267	(Funds Swept to Community Supervision Acct.)	-\$52,721.23		\$228,688.37	\$10,816,834.12	\$52,721.23	\$55,170.02	\$11,045,322.49		-\$55,170.02
4200038678	HC Payroll Special Disb (Funds Swept to General Concentration Acct.)	-\$45,178.68		\$210,416.91	\$543,171.86	\$45,178.68	\$4,585.48	\$753,588.77		-\$4,585.48
420008029	General Concentration	\$25,005,213.68	\$376,162,818.46		\$451,141,932.37		\$287,511,951.80	\$222,533,027.85	\$222,533,027.85	\$25,005,023.72
429608029	General Concentration (CM)	\$208,987,981.00						\$222,533,027.85	\$297,511,951.80	\$134,019,057.05
4200023234	HC Sheriff Federal Forfeited Assets	\$82,655.12	\$17.03		-\$0.01		\$0.01	\$0.01	\$0.01	\$82,672.16
4296023234	HC Sheriff Federal Forfeited Assets (CM)	\$0.00					\$0.01	\$0.01	\$0.01	\$0.00
4200063438	HC Fire Marshal State Forfeited Assets	\$294.76	\$0.06		\$0.00					\$294.82
4200053439	HC Fire Marshal State Forfeited Assets Chp. 18	\$43,633.74	\$9.23		\$6,570.73					\$36,971.24
4200014035	Harris County Juvenile Supervision Fees	\$324,927.12	\$15,481.92		\$6,712.26					\$333,706.78
4200024471	HC Gen Obligation Comm Paper Series D-2	\$87,950.55	\$200,009.57		\$195,299.63					\$72,660.49
4200024489	HC Gen Obligation Comm Paper Series D-3	\$13,927.56	\$1.35		\$3,750.00					\$9,678.91

DETAIL OF CHANGES IN COUNTY FUNDS UNAUDITED AND UNRECONCILED AS OF APRIL 2019

(PROOF OF CASH AT CADENCE BANK)

Account #	Account Name	Beginning Balances	Deposits/Credits	Disbursements	ACH/Wire Disbursements	Outstanding Checks Beginning	Outstanding Checks Ending	MMF Purchases	MMF Sales	Ending Balance
4200045389	Affordable Housing Funds	\$1,777	\$0.00		\$0.00					\$1,777
4200025395	Care for Elders Program	\$20,884.07	\$4.29		\$0.00					\$20,888.36
4200017487	HC Toll Sr. Lien Revenue & Refund Bonds 2018A	\$1,000,212.33	\$75,303,965.44	\$75,303,972.29						\$1,000,205.48
4200017487	HC Toll Sr. Lien Rev 2018A Construction									\$0.00
4200068015	HC Gen Oblig Comm Paper	\$81,689,493.32	\$715,427.92		\$418,693.53					\$81,986,227.61
4200068031	HC Unlimited Rd \$Ref Ser. 2006B-Project Fund	\$110,350.54	\$700,022.21		\$179,262.93					\$631,109.82
4200058032	HC Tx Holdemeth Rd Pipeline Relocation Cost Share	\$6.96	\$0.00		\$0.00					\$6.96
4200068064	HC Worker's Comp	\$500,105.43	\$5,013,687.78	\$9,386,074.21			\$8,411,507.15	\$5,039,123.54	\$5,039,123.54	\$500,102.61
429688064	HC Worker's Comp- CM	\$15,616,216.94					\$5,039,123.54	\$8,411,507.15		\$12,243,833.33
4200048082	HC Public Improvement Contingency	\$15,003,184.93	\$8,733,746.76	\$120,146,071.86			\$104,941,431.95	\$447,586.10		\$8,084,705.68
429688082	HC Public Improvement Contingency (CM)	\$104,493,845.85					\$447,586.10	\$104,941,431.95		\$0.00
4200058099	HC Metro Street Improvement	\$250,053.08	\$51.37	\$3,809.92				\$0.00	\$3,863.00	\$250,051.37
429688099	HC Metro Street Improvement (CM)	\$1,387,798.89					\$3,863.00	\$0.00		\$1,391,759.89
4200048330	HC VISA/Mastercard Pilot Program	\$0.00	\$7,066,471.72	\$7,066,471.72						\$0.00
4200078402	HC Attorney SPU Fund State	\$166,701.31	\$38.07	\$2,419.05				\$0.00	\$0.00	\$164,320.33
429688402	HC Attorney SPU Fund State (CM)	\$0.00						\$0.00		\$0.00
4200048405	HC Attorney SPU Fund	\$505,939.24	\$103.96	\$0.00						\$506,043.20
4200028407	District Attorney Federal Forfeited	\$30,433.99	\$18.58	\$0.00						\$30,452.57
4200038414	District Attorney Federal Forfeited US Justice	\$665,235.72	\$124.36	\$0.00						\$665,360.08
4200048421	District Attorney State Forfeited	\$500,102.72	\$127,129.50	\$5,197.40			\$4,927.26	\$137,255.01		\$500,101.87
429688421	District Attorney State Forfeited (CM)	\$7,712,897.02					\$137,255.01	\$4,927.26		\$7,844,924.77
4200078428	District Attorney Hot Checks Fees	\$250,053.08	\$6,497.24	\$51,885.30				\$52,482.90	\$7,106.55	\$250,051.37
429688428	District Attorney Hot Checks Fees (CM)	\$289,998.88					\$7,106.55	\$52,482.90		\$254,612.33
4200088435	District Attorney Gambling Proceeds	\$250,053.08	\$90,576.99	\$3,158.44			\$0.00	\$93,737.76		\$280,050.75
429688435	District Attorney Gambling Proceeds (CM)	\$1,619,119.26					\$93,737.76	\$0.00		\$1,712,857.02

DETAIL OF CHANGES IN COUNTY FUNDS UNAUDITED AND UNRECONCILED AS OF APRIL 2019

(PROOF OF CASH AT CADENCE BANK)

Account #	Account Name	Beginning Balances	Deposits/Credits	Disbursements	ACH/Wire Disbursements	Outstanding Checks Beginning	Outstanding Checks Ending	MMF Purchases	MMF Sales	Ending Balance
4200098442	Constables Federal Forfeited	\$2,527.97	\$0.52	\$0.00						\$2,628.49
4200098443	Constable (Pct.2) Fed Forfeited Asssts US Treas	\$10.85	\$0.00	\$0.00						\$10.85
4200078444	Constable (Pct.4) Fed Forfeited Asssts US Treas	\$4,738.87	\$0.97	\$0.00						\$4,739.84
4200098445	Constable (Pct.5) Fed Forfeited Asssts US Treas	\$983.17	\$0.20	\$0.00						\$983.37
4200098446	Constable (Pct. 1) State Forfeited Assets - CH 18	\$377,563.33	\$109,809.55	\$33,512.76						\$453,850.12
4200048447	Constable (Pct. 3) State Forfeited Assets - CH 18	\$69,972.86	\$14.17	\$0.00						\$69,987.03
4200098448	Constable (Pct. 5) State Forfeited Assstes - Chpt.18	\$99,572.46	\$18.20	\$0.00						\$99,590.66
4200028449	Constables (Pct.1) Forfeited US Justice	\$155,707.99	\$9,070.29	\$0.00						\$164,778.28
4200098450	Constable (Pct.2) Fed Forfeited Assets US Justice	\$82.56	\$0.01	\$0.00						\$82.57
4200078451	Constable (Pct.4) Forfeited US Justice	\$63,651.81	\$13.08	\$0.00						\$63,664.89
4200098452	Constable (Pct. 5) Fed Forfeited Assets US Justice	\$881.66	\$0.14	\$0.00						\$881.70
4200098454	Constable (Pct. 3) Fed Forfeited Asssts US Justice	\$0.66	\$0.00	\$0.00						\$0.66
4200098455	Constable (Pct. 2) State Forfeited Assets Chp. 18	\$23,937.17	\$4.92	\$0.00						\$23,942.09
4200028456	Constables State (Pct.1) State Forfeited Chp. 59	\$325,709.22	\$14,899.17	\$0.00						\$340,608.39
4200018457	Constable (Pct. 4) State Forfeited Assets - CH 18	\$605,716.14	\$124.46	\$0.00						\$605,840.60
4200098458	Constable (Pct. 6) State Forfeited Assst. - CH 18	\$9,274.12	\$1.70	\$0.00						\$9,275.82
4200098462	Constable (Pct. 2) State Forfeited Assst Ch. 59	\$90,489.27	\$2,000.45	\$0.00						\$92,489.72
4200098463	Commissioners Court State Forfeited Ch. 59	\$750,166.87	\$13,395.20	-\$3,680.99			\$0.00	\$17,081.04		\$750,164.02
429838463	Commissioners Court State Forfeited Ch. 59 (CM)	\$1,893,884.46					\$17,081.04		\$0.00	\$1,920,965.50
4200028464	Constable (Pct. 3) State Forfeited Assst Ch. 59	\$53,546.89	\$8,526.77	\$0.00						\$62,073.66
4200018465	Constable (Pct. 4) State Forfeited Assst. Ch. 59	\$354,960.70	\$6,456.83	\$0.00						\$361,417.53

DETAIL OF CHANGES IN COUNTY FUNDS UNAUDITED AND UNRECONCILED AS OF APRIL 2019

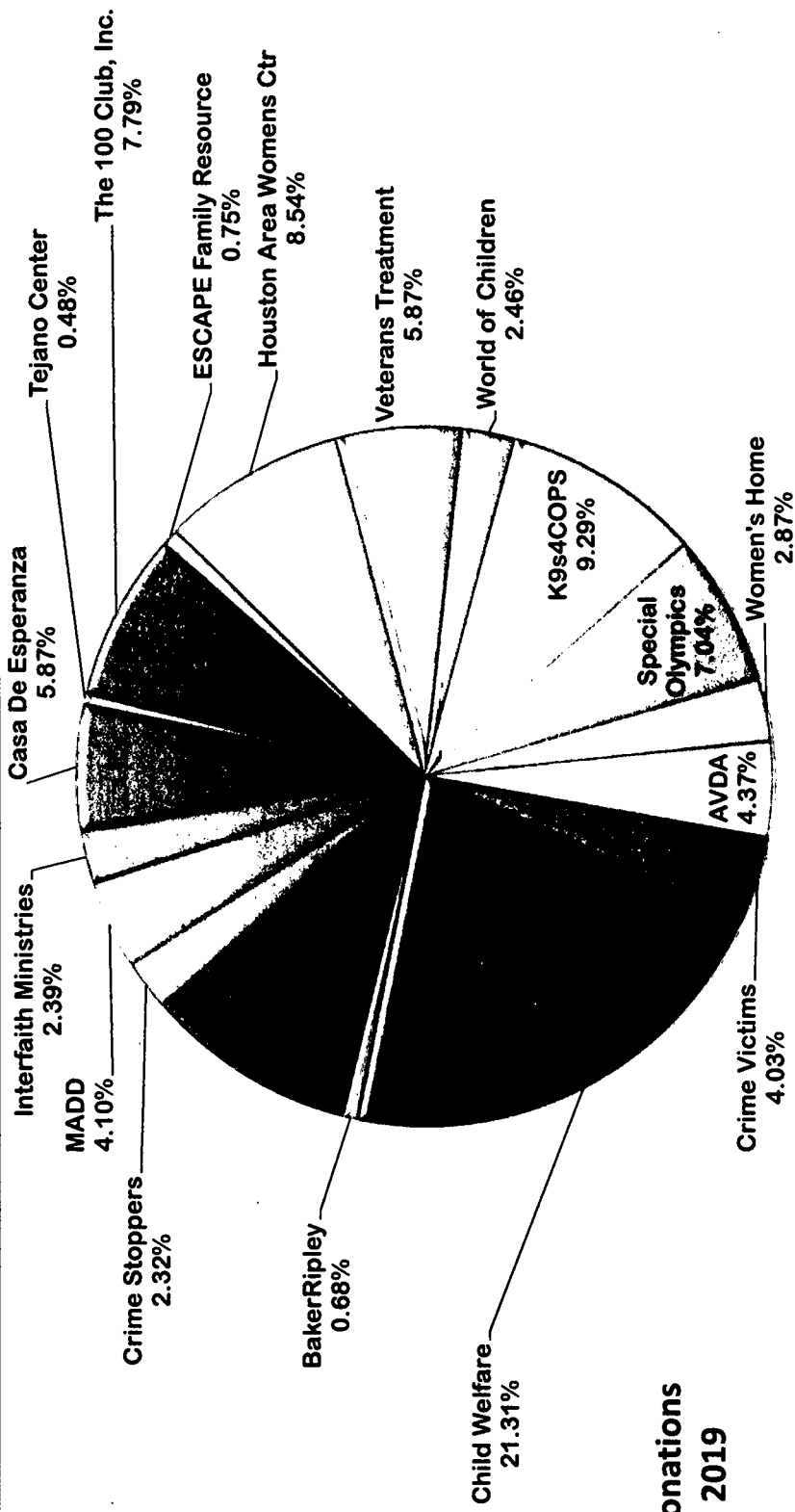
(PROOF OF CASH AT CADENCE BANK)

Account #	Account Name	Beginning Balance	Deposits/Credits	Disbursements	ACH/Wire Disbursements	Outstanding Checks Beginning	Outstanding Checks Ending	MMF Purchases	MMF Sales	Ending Balance
420008466	Constable (Pct. 5) State Forfeited Asst. Ch. 59	\$119,160.40	\$24.46		\$172.92					\$119,001.94
420008467	Constable (Pct. 6) State Forfeited Asst. Ch. 59	\$31,146.81	\$6.40		\$0.00					\$31,153.21
420008468	Constable (Pct. 8) State Forfeited Asst. Ch. 59	\$21,760.58	\$781.39		\$0.00					\$22,541.97
4200078469	Constable (Pct. 8) State Forfeited Asst. Ch. 59	\$138,155.32	\$464.02		\$54.12					\$138,568.22
4200048470	Sheriff Federal Forfeited	\$576,980.84	\$124,602.66		\$0.00					\$701,583.50
4200078477	Sheriff Forfeited US Justice	\$1,015,197.66	\$109,819.72		\$548.92					\$1,124,468.46
420008464	Sheriff State Forfeited	\$500,105.83	\$129,694.69		-\$5,364.83		\$0.00	\$135,063.74		\$500,101.61
429898464	Sheriff State Forfeited (CM)	\$1,894,567.99					\$135,063.74	\$0.00		\$2,029,631.73
4200078485	Sheriff State Forfeited Assets - CH 18	\$250,053.08	\$34,127.20		-\$2,075.46		\$0.00	\$36,204.60		\$250,051.14
429898485	Sheriff State Forfeited Assets - CH 18 (CM)	\$1,169,766.61					\$36,204.60	\$0.00		\$1,205,971.21
420008490	Sheriff Fed Forfeited Assets	\$250,053.00	\$51.37		-\$821.98		\$0.00	\$874.98		\$250,051.37
429898490	Sheriff Fed Forfeited Assets (CM)	\$423,975.49					\$874.98	\$0.00		\$424,850.47
4200038505	HC Treasurers Escheatment	\$1,044,980.01	\$214.72		\$0.00					\$1,045,194.73
420008508	HC Public Health and Environmental Services	\$0.00	\$0.00		\$0.00					\$0.00
4200078691	HC Tx & Sub Lien Rev Ref Bds Ser 2009C D/S	\$45,646.77	\$9.42		\$0.00					\$45,656.19
4200038595	HC Toll St Lien Rev Bds Ser 2009C Construct	\$51,351.50	\$10.55		\$0.00					\$51,362.05
4200018721	HC Dist Atty Hot Checks Fees	\$300,574.43	\$61.76		\$0.00					\$300,636.19
4200028738	HC Fee Officer Cash Bond	\$3,992,850.30	\$339,669.60		\$310,066.13					\$4,022,453.77
4200048777	HC Obligation & Rev Series 2002 D/S	\$234,952.78	\$19.76		\$188,256.94					\$36,715.60
4200048785	Metro General Mobility Program	\$2,500,530.82	\$36,729,584.11		\$43,819,242.02		\$41,844,729.03	\$34,755,088.24		\$2,500,513.70
429848785	Metro General Mobility Program (CM)	\$17,209,894.43					\$34,755,088.24	\$41,844,729.03		\$10,119,663.64
4200048801	Harris County Constitutional Debt Service Funds	\$20,806,908.18	\$1,231,712.62		\$21,038,438.96					\$802,181.82

DETAIL OF CHANGES IN COUNTY FUNDS UNAUDITED AND UNRECONCILED AS OF APRIL 2019


(PROOF OF CASH AT CADEUCE BANK)

Account #	Account Name	Beginning Balance	Deposits/Credits	Disbursements	ACH/Wire Disbursements	Outstanding Checks Beginning	Outstanding Checks Ending	MMF Purchases	MMF Sales	Ending Balance
4200104927	FC Central Disbursement (Funds Swept to Flood Control District Acct.)	\$26,795,464.66	\$18,275,517.27	\$20,082,050.16	\$2,693,075.48	\$26,795,464.66	\$28,009,507.07	\$22,775,125.64		-\$28,009,507.07
4200000224	H.C. Flood Control District	\$2,000,416.03						\$35,954,891.33	\$9,096,868.71	\$2,000,397.04
428600224	H.C. Flood Control District (CM)	\$ 31,084,384.13						\$9,096,868.71	\$35,954,681.33	\$4,226,581.51
4200010280	HCFC Commercial Paper	\$1,740,423.23	\$3,055.59		\$402,103.75					\$1,341,375.07
4200050336	HCFC Tax Ref Bids Ser 04 Project Fund	\$67,335.50	\$13.84		\$0.00					\$67,349.34
4200000364	HCFC Imp. Bonds Ser. 2007 Project Fund	\$697,762.98	\$142.19		\$8,692.40					\$689,212.77
4200040378	HCFC Army Corps of Engineers Sims Bayou	\$25,410.56	\$5.22		\$0.00					\$25,415.78
4200050385	HCFC Clear Creek Escrow Account	\$504.00	\$0.10		\$0.00					\$504.10
4200090398	HCFC Tax Ref Bonds, Ser. 2008A D/S	\$1,838,753.45	\$1.08		\$1,833,431.25					\$5,323.29
4200060434	HCFC Tax Ref Bonds, Ser. 2008C Debt Service	\$2,386,176.85	\$0.24		\$2,385,034.38					\$1,144.71
4200010438	HCFC Debt Service Funds	\$2,157,030.38	\$31,200.46		\$2,157,663.67					\$30,567.15
4200080440	HCFC - Tax Ref Bonds Taxable Investment	\$358,657.75	\$0.54		\$356,019.63					\$2,638.66
4200060442	HCFC - District Contract Tax Ref Bd. 2014A - DS	\$1,457,474.38	\$0.38		\$1,455,625.00					\$1,849.74
4200030445	HCFC - District Contract Tax Ref Bd Ser 2015B - DS	\$702,792.43	\$0.35		\$701,075.00					\$1,717.78
4200014605	HCFC - District Limited Tax Comm Paper - Ser H Con	\$57,080.49	\$777,526.59		\$698,500.56					\$136,106.52
4200014654	HCFC - District Limited Tax Comm Paper - Ser H D/S	\$2,305,370.12	\$21,856.45		\$179,236.11					\$2,147,990.46
4200014647	HCFC - District Contract Tax Ref Bd Ser 2017A-D/S	\$3,639,129.02	\$0.36		\$3,637,400.00					\$1,729.38
	Total Flood Control	\$23,923,238.60	\$19,109,320.67	\$20,082,050.16	\$61,841,196.11	\$26,795,464.66	\$28,009,507.07	\$67,826,705.68	\$46,051,680.04	-\$16,329,603.77
	Total Caduce Bank	\$709,624,923.60	\$750,347,268.36	\$69,398,489.41	\$1,229,893,023.16	\$67,336,622.49	\$67,994,472.22	\$1,326,845,122.28	\$1,126,670,400.24	\$351,497,661.71



**Juror Donations
April 2019**

Crime Victims	\$ 354.00
Child Welfare	\$ 1,872.00
BakerRipley	\$ 60.00
Child Advocates	\$ 864.00
Crime Stoppers	\$ 204.00
MADD	\$ 360.00
Interfaith Ministries	\$ 210.00
Casa De Esperanza	\$ 516.00
Tejano Center	\$ 42.00
The 100 Club, Inc.	\$ 684.00
ESCAPE Family Resource	\$ 66.00
Houston Area Womens Ctr	\$ 750.00
Veterans Treatment	\$ 516.00
World of Children	\$ 216.00
K9s4COPS	\$ 816.00
Special Olympics	\$ 618.00
Women's Home	\$ 252.00
AVDA	\$ 384.00
Total	\$ 8,784.00



Risk Management
16%

District Clerk
21.75%

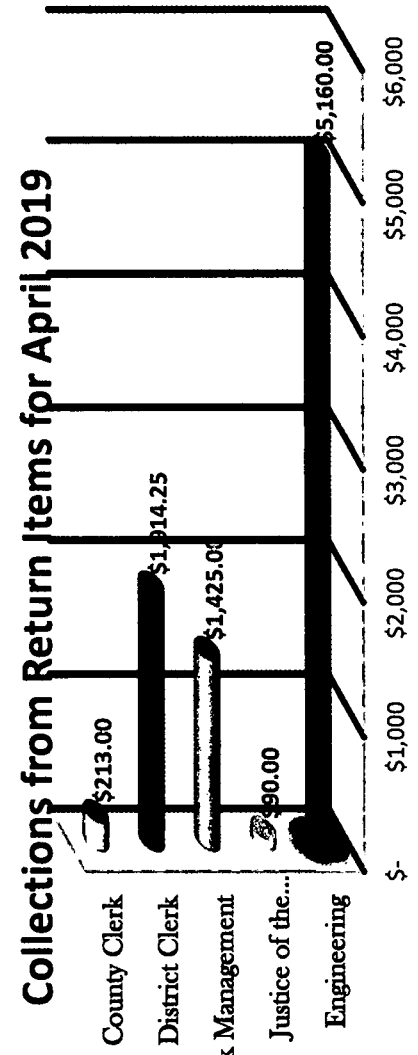
County Clerk
2.42%

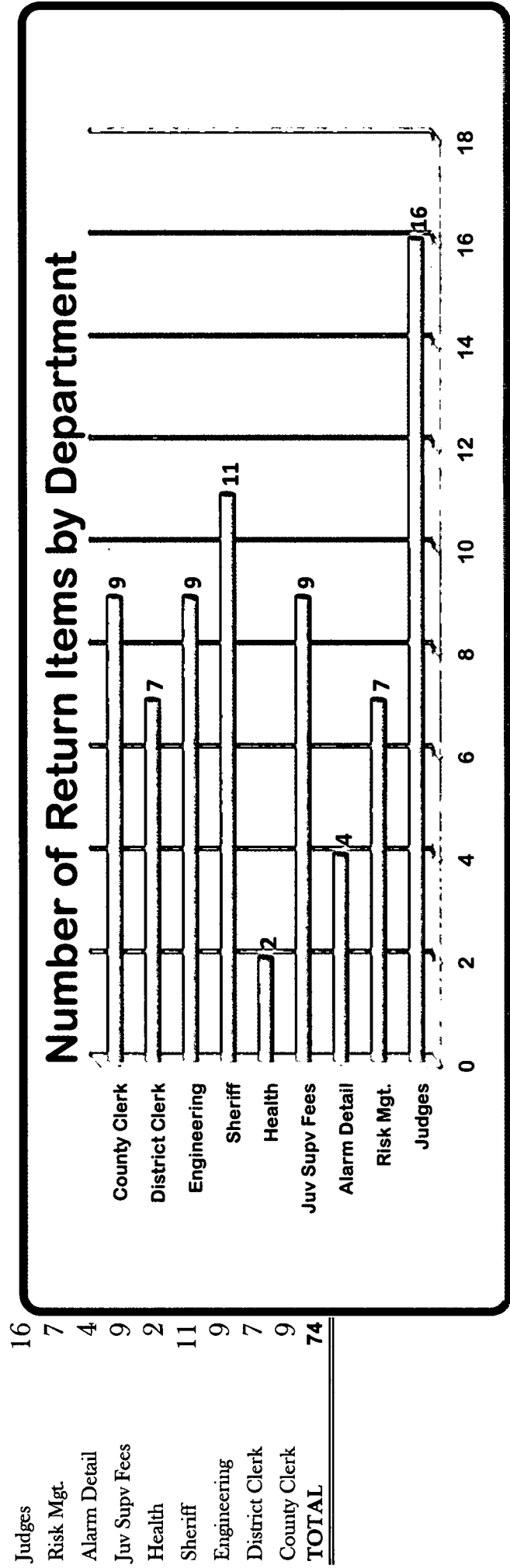

Engineering
58.62%

Justice of the Peace
1%

Collections for April 2019

Engineering	\$	5,160.00
Justice of the Peace	\$	90.00
Risk Management	\$	1,425.00
District Clerk	\$	1,914.25
County Clerk	\$	213.00
Total	\$	8,802.25





Judges	16
Risk Mgt.	7
Alarm Detail	4
Juv Supv Fees	9
Health	2
Sheriff	11
Engineering	9
District Clerk	7
County Clerk	9
TOTAL	74

The attached Fund Financial Statements and Schedule of Debt detail the debts due to and owed by the County. These schedules are excerpts from the Auditor's Monthly Financial Statements.

**HARRIS COUNTY, TEXAS
BALANCE SHEET
GOVERNMENTAL FUNDS
APRIL 30, 2019**

	General Fund	Public Contingency Fund	Mobility Fund	General Debt Service Funds	Total General Fund Group	Nonmajor Governmental Funds	Total Governmental Funds
ASSETS							
Cash and investments:							
Cash and cash equivalents	\$ 1,017,269,997	\$ 21,535,573	\$ 380,958,869	\$ -	\$ 1,419,764,439	\$ 469,312,491	\$ 1,889,076,930
Investments	-	179,421,853	-	-	179,421,853	65,849,923	245,271,776
Receivables:							
Taxes, net	63,907,386	-	-	-	63,907,386	8,967,096	72,874,482
Accounts	9,941,411	-	698,828	-	10,640,239	35,537,397	46,177,636
Capital leases	210,300	-	-	-	210,300	-	210,300
Other	5,353,891	1,872,010	-	-	7,225,901	11,161,922	18,387,823
Due from other funds	326,646	965,072	4,495	-	1,296,213	8,426,127	9,722,340
Prepays and other assets	5,000	-	-	-	5,000	-	5,000
Inventory	2,291,397	-	-	-	2,291,397	-	2,291,397
Restricted cash and cash equivalents	-	-	-	239,944,229	239,944,229	67,922,685	307,866,914
Advances to other funds	140,000	-	-	-	140,000	557,500	697,500
Notes receivable	615,327	-	-	-	615,327	323,703	939,030
Total assets	\$ 1,100,061,355	\$ 203,794,508	\$ 381,662,192	\$ 239,944,229	\$ 1,925,462,284	\$ 668,058,844	\$ 2,593,521,128
LIABILITIES							
Vouchers payable	\$ 8,143,118	\$ 1,293,820	\$ -	\$ 190,217	\$ 9,627,155	\$ 17,259,573	\$ 26,886,728
Retainage payable	365,616	-	3,706,647	-	4,072,263	17,362,564	21,434,827
Due to other funds	-	1,341	132,452	516	134,309	5,799,547	5,933,856
Due to other governmental units	-	-	-	-	-	13,136	13,136
Customer deposits	554,219	-	-	-	554,219	-	554,219
Advances from other funds	-	-	-	-	-	327,500	327,500
Bonds Payable	104	-	-	-	104	-	104
Capital Leases	151,175	-	-	-	151,175	-	151,175
Unearned revenue	209,808	-	-	-	209,808	12,096,222	12,306,030
Total liabilities	9,424,040	1,295,161	3,839,099	190,733	14,749,033	52,858,542	67,607,575
DEFERRED INFLOWS OF RESOURCES							
Unavailable revenues - property taxes	63,907,386	-	-	-	63,907,386	8,967,096	72,874,482
Unavailable revenues - other	5,332,858	-	-	-	5,332,858	-	5,332,858
Total deferred inflows of resources	69,240,244	-	-	-	69,240,244	8,967,096	78,207,340
FUND BALANCES							
Nonspendable	2,431,397	-	-	-	2,431,397	557,500	2,988,897
Restricted	1,615,449	-	377,823,093	239,753,496	619,192,038	540,745,321	1,159,937,359
Assigned	132,504,131	-	-	-	132,504,131	-	132,504,131
Committed	-	-	-	-	-	76,573,410	76,573,410
Unassigned	884,846,094	202,499,347	-	-	1,087,345,441	(11,643,025) *	1,075,702,416
Total fund balances	1,021,397,071	202,499,347	377,823,093	239,753,496	1,841,473,007	606,233,206	2,447,706,213
Total liabilities, deferred inflows of resources, and fund balances	\$ 1,100,061,355	\$ 203,794,508	\$ 381,662,192	\$ 239,944,229	\$ 1,925,462,284	\$ 668,058,844	\$ 2,593,521,128

* Negative unassigned fund balance occurs when expenditures are made in anticipation of budgeted revenues.

*** Government funds are stated on a "current financial resources" measurement focus.

HARRIS COUNTY, TEXAS
STATEMENT OF NET POSITION
PROPRIETARY FUNDS
APRIL 30, 2019

	Enterprise Funds			Internal Service Funds
	Toll Road	Nonmajor Enterprise Funds	Total	
ASSETS				
Current assets:				
Cash and cash equivalents	\$ 242,693,532	\$ 27,535,595	\$ 270,229,127	\$ 162,418,443
Investments	1,109,790,152	-	1,109,790,152	5,952,833
Receivables, net	48,919	1,294,276	1,343,195	3,336,882
Other receivables	147,970,938	-	147,970,938	4,257,308
Due from other funds	5,285	-	5,285	539,761
Prepays and other assets	159,483	-	159,483	900,000
Inventories	5,518,234	-	5,518,234	3,844,953
Restricted cash and cash equivalents	164,784,759	-	164,784,759	-
Restricted investments	144,950,779	-	144,950,779	-
Total current assets	<u>1,815,922,081</u>	<u>28,829,871</u>	<u>1,844,751,952</u>	<u>181,250,180</u>
Noncurrent assets:				
Notes receivable	48,444	-	48,444	-
Investments, held as collateral by others	11,500,000 *	-	11,500,000	-
Capital assets:				
Land and construction in progress	1,491,766,402	3,963,598	1,495,730,000	259,000
Intangible asset	191,448,750	-	191,448,750	-
Other capital assets, net of depreciation	1,135,742,809	14,488,712	1,150,231,521	25,551,127
Total noncurrent assets	<u>2,830,506,405</u>	<u>18,452,310</u>	<u>2,848,958,715</u>	<u>25,810,127</u>
Total assets	<u>4,646,428,486</u>	<u>47,282,181</u>	<u>4,693,710,667</u>	<u>207,060,307</u>
DEFERRED OUTFLOWS OF RESOURCES				
Deferred charge on refunding	66,349,829	-	66,349,829	-
Accumulated decrease in fair value of hedging derivatives	35,277,338	-	35,277,338	-
Total deferred outflows of resources	<u>101,627,167</u>	<u>-</u>	<u>101,627,167</u>	<u>-</u>
LIABILITIES				
Current liabilities:				
Vouchers payable	105,094,781	3,200	105,097,981	204,485
Retainage payable	30,672,551	-	30,672,551	-
Customer deposits and other	160,601	-	160,601	-
Due to other funds	4,604,311	34,438	4,638,749	252,985
Estimated outstanding claims	-	-	-	12,072,030
Incurred but not reported claims	-	-	-	48,649,255
Unearned revenue	76,096,189	975,114	77,071,303	165,382
Current portion of long-term liabilities	18,924,537	-	18,924,537	-
Total current liabilities	<u>235,552,970</u>	<u>1,012,752</u>	<u>236,565,722</u>	<u>61,344,137</u>
Noncurrent liabilities:				
Noncurrent portion of long-term liabilities	2,361,734,706	-	2,361,734,706	-
Commercial Paper Payable	105,090,000	-	105,090,000	-
Total noncurrent liabilities	<u>2,466,824,706</u>	<u>-</u>	<u>2,466,824,706</u>	<u>-</u>
Total liabilities	<u>2,702,377,676</u>	<u>1,012,752</u>	<u>2,703,390,428</u>	<u>61,344,137</u>
DEFERRED INFLOWS OF RESOURCES				
Accumulated decrease in fair value of hedging derivatives	37,160,645	-	37,160,645	-
Total deferred inflows of resources	<u>37,160,645</u>	<u>-</u>	<u>37,160,645</u>	<u>-</u>
NET POSITION				
Net investment in capital assets	5,412,255,902	18,452,310	5,430,708,212	25,810,127
Restricted for:				
Capital projects	32,855	-	32,855	-
Debt service	328,660,075	-	328,660,075	-
Toll road	(3,732,431,500) **	-	(3,732,431,500)	-
Unrestricted	-	27,817,119	27,817,119	119,906,043
Total net position	<u>\$ 2,008,517,332</u>	<u>\$ 46,269,429</u>	<u>\$ 2,054,786,761</u>	<u>\$ 145,716,170</u>

* The County has pledged \$5.5M to Citibank and \$6.0M to JP Morgan from two FNMA notes with a combined par value of \$45.0M, under the terms of the swap agreements related to the Toll Road Authority 2012A&B bonds and a portion of the Senior Lien Revenue Refunding 2007B bonds. (see page 41 for additional details).

** Negative investment in restricted toll road assets occurs when debt is refinanced beyond the useful life of the related assets.

HARRIS COUNTY, TEXAS
SCHEDULE OF DEBT - COMMERCIAL PAPER AND BONDED DEBT - ALL FUNDS
April 30, 2019

	Stated Rate	Outstanding Balances
Toll Road Debt:		
Toll Road Bonds	2.000 - 5.000	\$ 2,140,195,000
Unamortized Premium (Discount) Net		221,539,706
Accrued Interest		18,924,537
Commercial Paper Payable - Series E-1		79,360,000
Commercial Paper Payable - Series E-2		25,730,000
Total Toll Road Bonds Payable and Commercial Paper		2,485,749,243
Flood Control Debt:		
Flood Control Bonds	0.250 - 5.250	526,170,000
Unamortized Premiums		49,096,135
Commercial Paper Payable - Series H		23,075,000
Total Flood Control Bonds Payable and Commercial Paper		598,341,135
Other Bonds Payable:		
Road Bonds	1.500 - 5.250	695,265,000
Permanent Improvement	0.350 - 5.750	713,025,000
General Obligation, Revenue Refunding 2002	5.000 - 5.860	23,068,031
Tax & Subordinate Lien, Revenue Refunding Bonds	3.000 - 5.250	176,305,000
Unamortized Premiums - Road		76,079,267
Unamortized Premiums - Permanent Improvement		62,608,552
Unamortized Premiums - General Obligation		18,619,752
Accrued Interest on Capital Appreciation Bonds - General Obligation		36,985,618
Total Other Bonds Payable		1,801,956,220
Other Commercial Paper Payable:		
Commercial Paper Payable - Series A-1		29,516,000
Commercial Paper Payable - Series B		6,750,000
Commercial Paper Payable - Series C		60,075,000
Commercial Paper Payable - Series D		65,861,000
Commercial Paper Payable - Series D-2		590,000
Commercial Paper Payable - Series D-3		200,000
Total Other Commercial Paper Payable		162,992,000
Total Bonds Payable and Commercial Paper		5,049,038,598
Other Long-Term Liabilities:		
Loan Payable		25,929,605
OPEB Obligation		701,972,938
Net Pension Liability		306,046,823
Pollution Remediation Obligation		3,509,400
Total Other Long-Term Liabilities		1,037,458,766
Total Debt		\$ 6,086,497,364

