

18.6.1

1001 Preston, Suite 652
Houston, Texas 77002-1816



(713) 755-5120
Fax: (713) 755-8842
treasurer.info@itc.hctx.net

ORLANDO SANCHEZ
HARRIS COUNTY TREASURER

June 12, 2018

Vote of the Court:

	Yes	No	Abstain
Judge Emmett	<input type="checkbox"/>	<input type="checkbox"/>	<input type="checkbox"/>
Comm. Ellis	<input type="checkbox"/>	<input type="checkbox"/>	<input type="checkbox"/>
Comm. Morman	<input type="checkbox"/>	<input type="checkbox"/>	<input type="checkbox"/>
Comm. Radack	<input type="checkbox"/>	<input type="checkbox"/>	<input type="checkbox"/>
Comm. Cagle	<input type="checkbox"/>	<input type="checkbox"/>	<input type="checkbox"/>

County Judge Emmett,
Commissioners Ellis, Morman,
Radack, and Cagle

Honorable Members of the Court:

Transmittal of the County Treasurer's Report to Commissioners Court of monies received and disbursed for the month ending April, 2018 as required by the Local Government Code 114.026.

In accordance with State Law, the books, and accounts of the County Treasurer are available to the Commissioners Court for inspection and examination, as desired. This Report is also filed with the County Auditor.

Sincerely,

Orlando Sanchez
Harris County Treasurer

Presented to Commissioner's Court

JUN 12 2018
APPROVE clm
Recorded Vol _____ Page _____

HARRIS COUNTY
BUDGET MANAGEMENT
DEPARTMENT
18 JUN -6 PM 8:58



HARRIS COUNTY

Treasurer's Office

MONTHLY REPORT

APRIL 2018

Monthly Report
Of The
Harris County Treasurer
For the Month Ended
April, 2018



Orlando Sanchez
County Treasurer

DETAIL OF CHANGES IN COUNTY FUNDS UNAUDITED AND UNRECONCILED AS OF APRIL 2018

(PROOF OF CASH AT AMEGY BANK)

Account #	Account Name	Beginning Balance	Receipts Interest	Disbursements	ACH/Wire Disbursements	Outstanding Checks	Outstanding Checks	ZBA Adjustments	ZBA Adjustments	Ending Balance
			+					+		
7709999	Harris County Jury Fund (Outstanding Checks)	\$3,614.00	\$200.00	\$498.00			\$2,190.00			\$3,676.00
7708029	General Concentration	\$108,990.00	\$164,830.18	\$ 2,217.15						\$287,713.04
	Total Harris County	<u>\$108,214.00</u>	<u>\$164,890.18</u>	<u>\$2,715.15</u>	<u>\$0.00</u>	<u>\$0.00</u>	<u>\$2,190.00</u>	<u>\$0.00</u>	<u>\$0.00</u>	<u>\$289,198.04</u>
	HARRIS COUNTY FLOOD									
	Total Flood Control	<u>\$0.00</u>	<u>\$0.00</u>	<u>\$0.00</u>	<u>\$0.00</u>	<u>\$0.00</u>	<u>\$0.00</u>	<u>\$0.00</u>	<u>\$0.00</u>	<u>\$0.00</u>
	Total Arnegy Bank	<u>\$108,214.00</u>	<u>\$164,890.18</u>	<u>\$2,715.15</u>	<u>\$0.00</u>	<u>\$0.00</u>	<u>\$2,190.00</u>	<u>\$0.00</u>	<u>\$0.00</u>	<u>\$289,198.04</u>

DETAIL OF CHANGES IN COUNTY FUNDS UNAUDITED AND UNRECONCILED AS OF APRIL 2018

(PROOF OF CASH AT CADENCE BANK)

Account #	Account Name	Beginning Balances	Deposits/Credits	Disbursements	ACH/Wire Disbursements	Outstanding Checks	Outstanding Checks	MMF Purchase	MMF Sales	Ending Balance
4200014638	Harris County Tx Unlimited Tax Rd Rel Bds Ser 2017A-COI	\$901,724	\$0.12							\$901,863
4200045388	Affordable Housing Funds	\$1,777								\$1,777
4200025398	Care for Elders Program	\$19,210.36	\$2.26		\$1,309.35					\$17,904.27
4200060118	HC Gen Oblig Comm Paper	\$70,823,063.90	\$729,482.95		\$751,166.67					\$70,800,379.88
4200060031	HC Unlimited Rd \$Rel Ser 2008B-Project Fund	\$178,303.73	\$1,500,034.88		\$1,409,331.77					\$77,496.84
4200058032	HC Tx Holdemeth Rd Pipeline Relocation Cost Share	\$274,923.79	\$33.89							\$274,957.68
4200068064	HC Worker's Comp	\$860,063.84	\$50,909.70		\$872,882.58			\$873,886.82	\$52,116.13	\$900,081.47
4200068064	HC Worker's Comp- CM	\$1,479,384.43						\$52,119.13	\$873,886.82	\$987,613.74
4200048022	HC Public Improvement Contingency	\$18,001,910.88	\$10,910,503.48		\$9,594,493.21			\$2,992,951.99	\$7,309,098.90	\$18,001,779.93
4200048022	HC Public Improvement Contingency (CM)	\$2,820,992.87						\$7,309,098.90	\$2,992,951.99	\$7,146,738.78
4200068099	HC Metro Street Improvement	\$290,031.88	\$3,490.82		-\$7,231.47			\$10,713.32	\$10,713.32	\$290,094.82
4200068099	HC Metro Street Improvement (CM)	\$6,188,127.64						\$10,713.32		\$6,178,894.96
4200028228	HC Tax & Revenue Cert. Of Oblig.	\$1,904.37			\$1,909.37					\$0.00
4200038323	HC Road & Refunding Series 96	\$0.00								\$0.00
4200048330	HC VISAMastercard Pilot Program		\$8,827,784.50		\$8,827,784.50					\$0.00
4200078402	HC Attorney SPU Fund State	\$328,872.10	\$2,322.38		\$2,243.95					\$328,950.53
4200078402	HC Attorney SPU Fund State (CM)	\$0.00								\$0.00
4200048405	HC Attorney SPU Fund	\$382,802.01	\$43.18		\$88,906.10					\$313,639.10
4200028407	District Attorney Federal Forfeited	\$4,474.02	\$88,911.11							\$77,286.13
4200038414	District Attorney Federal Forfeited US Justice	\$373,348.74	\$48.02							\$373,298.78
4200048421	District Attorney State Forfeited	\$890,062.82	\$89,879.24		\$43,382.10			\$50,442.87	\$95,981.25	\$890,061.28

DETAIL OF CHANGES IN COUNTY FUNDS UNAUDITED AND UNRECONCILED AS OF APRIL 2018

(PROOF OF CASH AT CADENCE BANK)

Account #	Account Name	Beginning Balance	Deposits/Credits	Disbursements	ACH/Wire Disbursements	Outstanding Checks	Outstanding Checks Ending	MMF Purchases	MMF Sales	Ending Balance
4200008458	Constable (Pct. 8) State Forfeited Asst - CH 18	\$9,257.59	\$1.02							\$9,258.61
4200044462	Constable (Pct. 2) State Forfeited Asst Ch 59	\$32,194.66	\$3.97							\$32,198.63
4200038463	Commissioners Court State Forfeited Ch. 59	\$750,096.44	\$9,866.44		-\$1,932.44			\$11,801.82	\$11,801.82	\$750,092.40
429638463	Commissioners Court State Forfeited Ch. 59 (CM)	\$1,860,277.24						\$11,801.82		\$1,860,279.10
4200028464	Constable (Pct. 3) State Forfeited Asst Ch. 59	\$20,481.12	\$2.91							\$20,484.03
4200018465	Constable (Pct. 4) State Forfeited Asst. Ch. 59	\$270,384.64	\$9,375.39		\$900.00					\$270,164.53
4200008466	Constable (Pct. 5) State Forfeited Asst. Ch. 59	\$66,996.14	\$4,860.03		\$3,628.11					\$68,227.06
4200098467	Constable (Pct. 6) State Forfeited Asst. Ch. 59	\$16,796.22	\$2.31							\$16,798.53
4200088468	Constable (Pct. 8) State Forfeited Asst. Ch. 59	\$18,133.41	\$2.24							\$18,135.65
4200078469	Constable (Pct. 9) State Forfeited Asst. Ch. 59	\$17,728.60	\$1,244.00		\$80.00					\$18,992.60
4200048470	Sheriff Federal Forfeited	\$412,017.60	\$50.94		\$2,136.57					\$409,931.97
4200078477	Sheriff Forfeited US Justice	\$1,297,818.94	\$157.89		\$6,894.35					\$1,280,782.58
4200088484	Sheriff State Forfeited	\$890,093.48	\$24,014.89		-\$3,399.07			\$27,402.97		\$900,091.58
429688484	Sheriff State Forfeited (CM)	\$2,883,841.88						\$27,402.97		\$2,910,444.85
4200078485	Sheriff State Forfeited Assets - CH 18	\$290,031.66	\$129,351.69		-\$1,898.72			\$131,239.77		\$390,030.29
429678485	Sheriff State Forfeited Assets - CH 18 (CM)	\$1,824,027.48						\$131,239.77		\$1,754,267.25
4200008490	Sheriff Fed Forfeited Assets	\$290,031.62	\$17,890.87		\$147,918.93			\$148,488.63		\$290,030.78
429688490	Sheriff Fed Forfeited Assets (CM)	\$488,238.56						\$18,559.64		\$386,310.57
4200038605	HIC Treasurers Escheatment	\$901,381.44	\$111.13							\$901,492.57
4200008608	HIC Public Health and Environmental Services	\$79,894.67	\$5.16		\$39,841.50					\$39,810.53
4200078691	HIC Tx & Sub Lien Rev Ref Bds Ser 2009C D/S	\$3,199,250.43	\$224.04		\$3,199,296.35					\$23,168.82

DETAIL OF CHANGES IN COUNTY FUNDS UNAUDITED AND UNRECONCILED AS OF APRIL 2018

(PROOF OF CASH AT CADENCE BANK)

Account #	Account Name	Beginning Balance	Deposits/Credits	Disbursements	ACH/Wire Disbursements	Outstanding Checks	Outstanding Checks Ending	MIMF Purchases	MIMF Sales	Ending Balance
4200009368	HCTRA Sr Lien Rev & Ref Bonds Series 2008B Con	\$688,900.32	\$40.57		\$432,799.41					\$188,214.48
4200019372	HCTRA Sr Lien Rev Bonds, Series 2009A Construction	\$874,892.24	\$107.84							\$874,999.08
4200099390	HCTRA Sr Lien Rev Commercial Paper Notes, Ser E-1	\$4,628,631.18	\$1,504,136.45		\$6,138,532.09					\$1,135,631
4200089391	HCTRA Sr Lien Rev Commercial Paper Notes, Ser E-2	\$3,672,298.84	\$71,409.38		\$3,672,298.84					\$71,409.38
4200009746	HC CTS ERP Retainage	\$2,188,728.27	\$164,270.31							\$2,333,998.58
	Total Harris County	\$884,233,783.03	\$878,083,403.21	\$81,247,973.85	\$803,846,278.36	\$0.00	\$7,712,282.90	\$847,883,710.68	\$847,883,710.68	\$806,432,821.72
	HARRIS COUNTY FLOOD									
4200104827	FC Central Disbursement (Funds Swept to Flood Control District Acct.)		\$7,775,638.44	\$2,970,780.28	\$4,804,848.16		\$1,051,846.57			-\$1,081,846.57
4200000234	H.C. Flood Control District	\$2,000,254.37	\$25,434,083.03		\$14,840,715.99			\$12,468,298.89	\$23,059,895.29	\$2,000,233.01
4200000224	H.C. Flood Control District (CM)	\$ 23,289,363.24						\$23,059,895.29	\$12,468,298.89	\$33,882,871.84
4200010280	HCFC Commercial Paper	\$24,897,865	\$3,275,111.15	\$69,189.41	\$57,816.70					\$3,230,499.89
4200000338	HCFC Tax Ref Bds Ser 04 Project Fund	\$1,287,161.85	\$154.13							\$1,228,088.28
4200030338	HCFC Tax Ref Bds, Ser 2010A DS	\$0.00								\$0.00
4200000344	HCFC Imp Bonds Ser 2007 Project Fund	\$933,254.53	\$114.75		\$2,809.42					\$930,428.86
4200040378	HCFC Army Corps of Engineers Sims Bayou	\$38,388.83	\$3.13							\$25,582.89
4200000385	HCFC Clear Creek Escrow Account	\$993.00	\$0.06							\$803.08
4200090399	HCFC Tax Ref Bonds, Ser 2008A DIS	\$2,499,070.06	\$801.58		\$2,498,700.00					\$1,171.62
4200060434	HCFC Tax Ref Bonds, Ser 2008C Debt Service	\$2,443,899.20	\$10.08		\$2,443,294.38					\$328.90
4200010439	HCFC Debt Service Funds	\$4,197,798.78	\$50,212.46		\$3,903,309.54					\$344,698.70
4200080440	HCFC - Tax Ref Bonds Taxable Investment	\$379,338.90	\$1.87		\$378,381.03					\$987.84

DETAIL OF CHANGES IN COUNTY FUNDS UNAUDITED AND UNRECONCILED AS OF APRIL 2018

(PROOF OF CASH AT CADENCE BANK)

Account #	Account Name	Beginning Balance	Deposits/Credits	Disbursements	ACH/Wire Disbursements	Outstanding Checks	Outstanding Checks Ending	MMF Purchases	MMF Sales	Ending Balance
4200090442	HCFC - District Contract Tax Ref Bd. 2014A - DS	\$1,498,648.87	\$8.11		\$1,455,625.00					\$1,031.08
4200030445	HCFC - District Contract Tax Ref Bd Ser 2015B - DS	\$701,904.99	\$2.98		\$701,075.00					\$829.97
4200014813	HCFC - District Contract Tax Ref Bd Ser 2017A - COI	\$8,976.30	\$0.73							\$9,028.83
4200014847	HCFC - District Contract Tax Ref Bd Ser 2017A-D/S	\$2,448,330.84	\$10.17		\$2,445,315.82					\$1,028.19
	Total Flood Control	\$41,890,987.71	\$36,638,160.45	\$2,870,790.28	\$33,510,960.47	\$0.00	\$1,951,846.87	\$39,026,982.16	\$38,028,962.10	\$19,983,890.89
	Total Cadence Bank	\$1,028,814,760.74	\$915,819,563.66	\$84,318,764.11	\$937,366,228.63	\$0.00	\$9,344,108.47	\$983,489,892.84	\$983,489,892.84	\$44,418,482.89

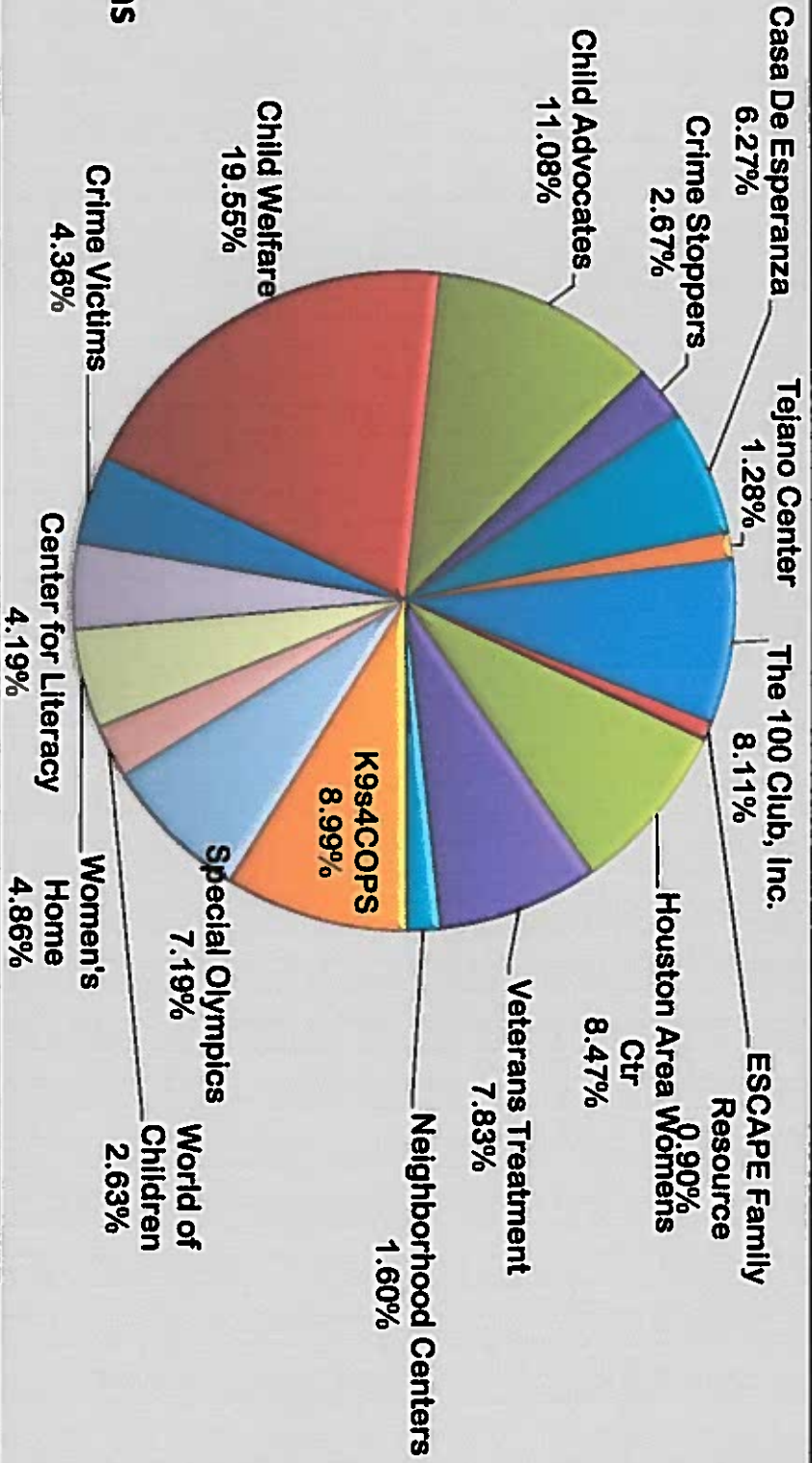
MONTHLY ELECTRONIC ACTIVITY REPORT

APRIL 1-30, 2018

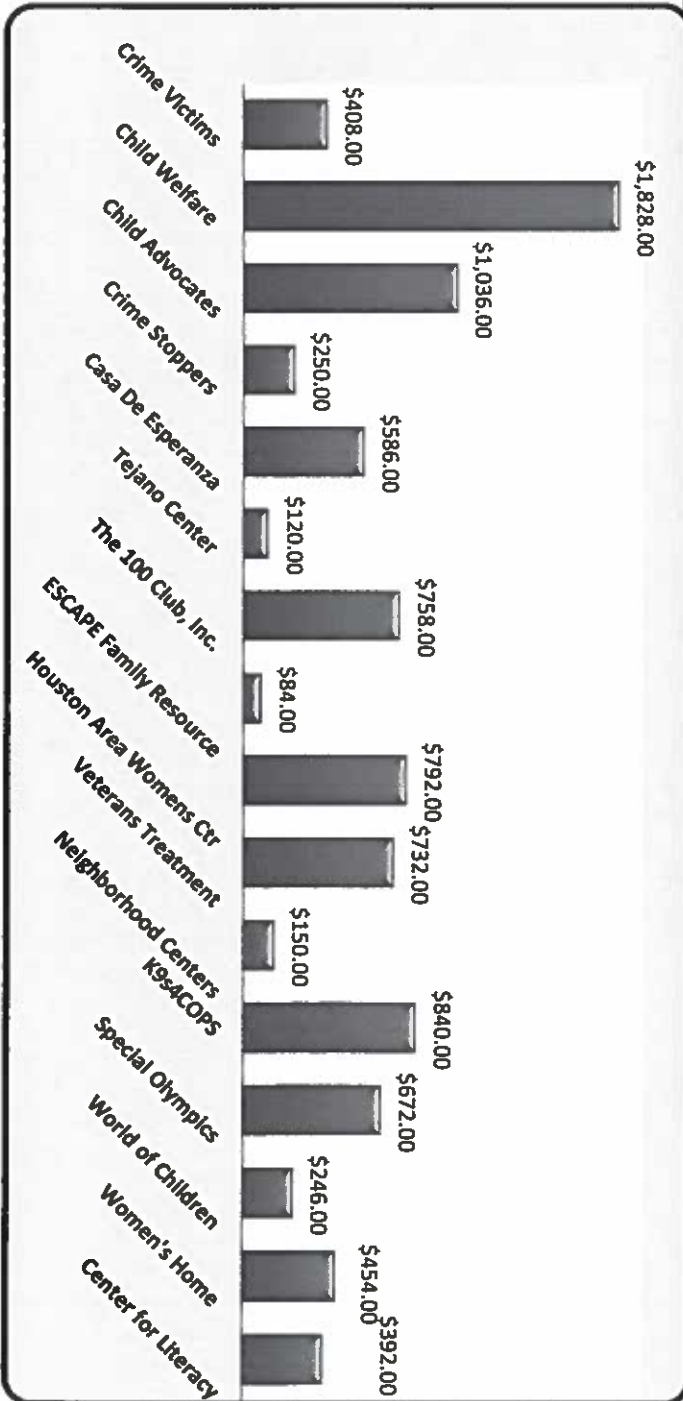
DATE	EFT / COUNTY	AMOUNT	EFT PORT	AMOUNT	ACH PORT	AMOUNT	ACH COUNTY	AMOUNT	ACH TAX	AMOUNT	EFTPS FLOOD COUNTY	AMOUNT	EFTPS/ PORT	AMOUNT
4/2/2018	21	\$48,008,787.34												
4/3/2018	3	\$58,641.38	5	\$10,610,631.97	4	\$48,000.00	30	\$37,195,867.99						
4/4/2018	1	\$2,613.45			2	\$49,287.57			118	\$31,082,502.75				
4/5/2018	6	\$5,975,973.61	4	\$8,768,514.62	3	\$691,720.63			98	\$577,856.37				
4/8/2018	4	\$1,194,341.02					4	\$2,383,298.12						
4/9/2018	9	\$3,442,312.61									3	\$9,371,801.20	2	\$511,637.35
4/10/2018	14	\$293,954.82	1	\$495,194.45					36	\$538,551.00				
4/11/2018	3	\$6,248,484.83	2	\$21,068.09										
4/12/2018	6	\$928,291.15	4	\$21,084,377.87	3	\$1,097,237.78								
4/13/2018	12	\$122,665,128.66	1	\$4,570,000.00	2	\$721.73	35	\$49,795,145.11						
4/16/2018	4	\$248,870.87	1	\$400,000.00			4	\$16,776,296.01	13	\$250,288.27			2	\$570,288.26
4/17/2018	3	\$622,999.83	2	\$1,824,621.59	3	\$3,111,916.73			111	\$27,157,057.88				
4/18/2018	1	\$656.25			2	\$1,565,438.68								
4/19/2018	6	\$2,900,284.95	2	\$6,280.73	3	\$670,511.04								
4/20/2018	9	\$53,359,122.58					4	\$2,112,915.94						
4/23/2018	5	\$431,186.57									3	\$9,535,656.63	2	\$488,989.97
4/24/2018	2	\$186,693.23	2	\$567,637.83					3	\$2,727,803.28				
4/25/2018	2	\$1,397.00			4	\$1,066,023.46			107	\$15,293,680.68				
4/26/2018	2	\$1,328,454.29			3	\$1,081,537.57								
4/27/2018	1	\$44,106,420.23			2	\$10,000,000.00							2	\$597,365.73
4/30/2018	1	\$63,453.13					6	\$6,804.28						
TOTAL	115	\$292,708,046.00	24	\$48,148,227.15	31	\$19,382,405.19	83	\$108,280,297.45	486	\$77,607,920.23	6	\$18,907,467.83	8	\$2,168,281.31

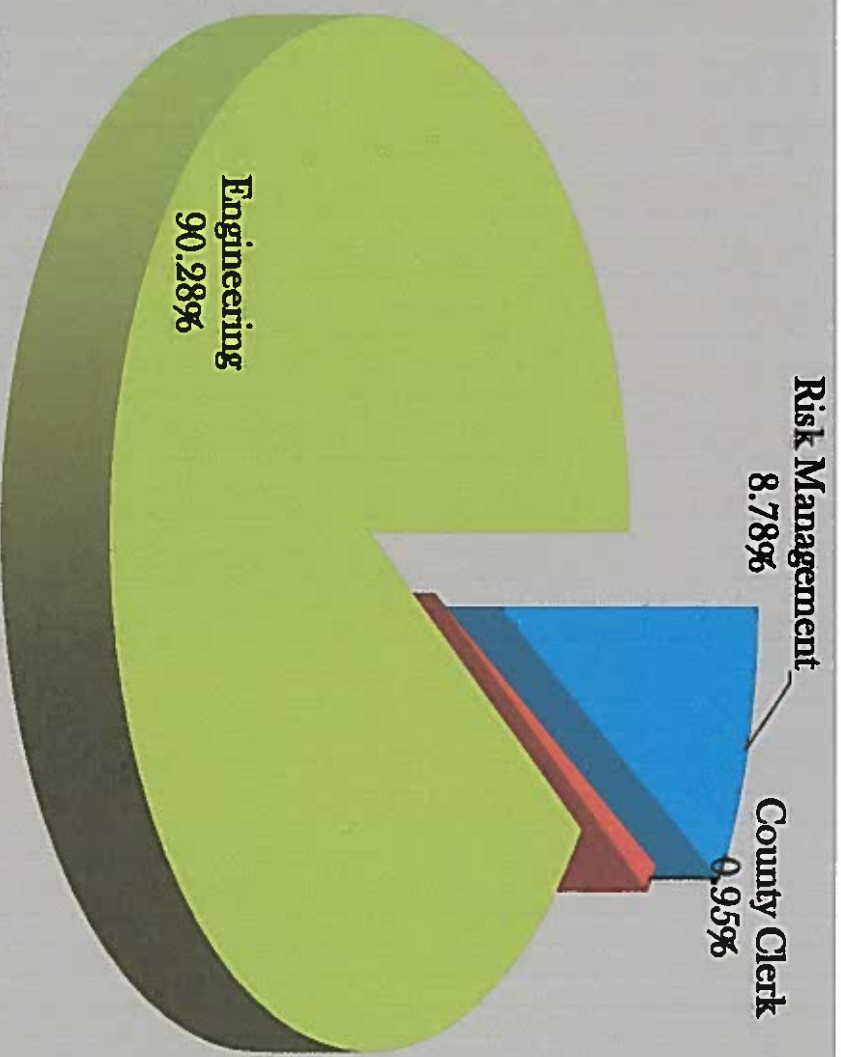
GRAND TOTAL **ITEMS** **DOLLAR AMT.**
 783 \$687,202,636.16
 ... Bank and County Holiday
 .. Bank Holiday

Juror Donations April 2018




Crime Victims	\$	408.00
Child Welfare	\$	1,828.00
Child Advocates	\$	1,036.00
Crime Stoppers	\$	250.00
Casa De Esperanza	\$	586.00
Tejano Center	\$	120.00
The 100 Club, Inc.	\$	758.00
ESCAPE Family Resource	\$	84.00
Houston Area Womens Ctr	\$	792.00
Veterans Treatment	\$	732.00
Neighborhood Centers	\$	150.00
K9s4COPS	\$	840.00
Special Olympics	\$	672.00
World of Children	\$	246.00
Women's Home	\$	454.00
Center for Literacy	\$	392.00
Total	\$	9,348.00






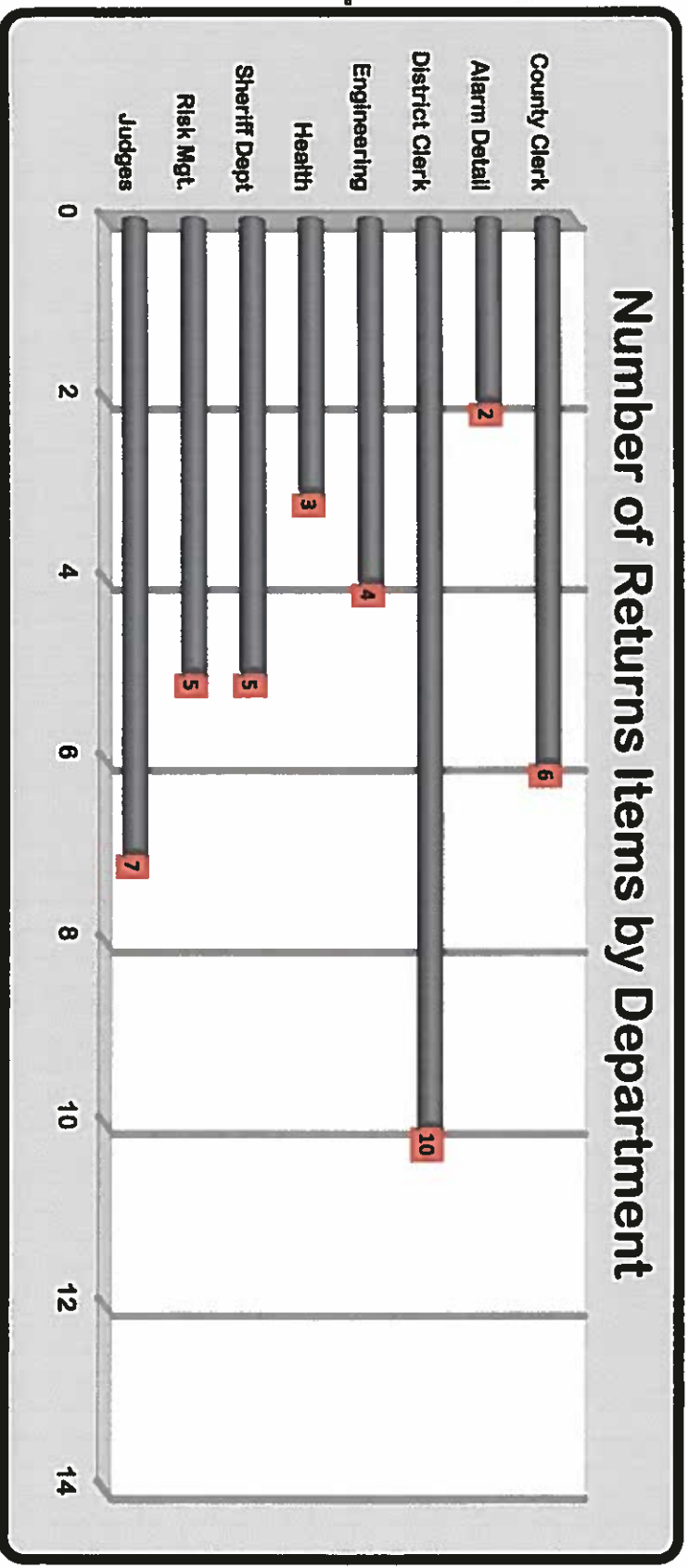
Collections for April 2018

Risk Management	\$	1,678.15
County Clerk	\$	181.00
Engineering	\$	17,262.15
Total	\$	19,121.30





Judges	7
Risk Mgt.	5
Sheriff Dept	5
Health	3
Engineering	4
District Clerk	10
Alarm Detail	2
County Clerk	6
TOTAL	42



The attached Fund Financial Statements and Schedule of Debt detail the debts due to and owed by the County. These schedules are excerpts from the Auditor's Monthly Financial Statements.

HARRIS COUNTY, TEXAS
SCHEDULE OF DEBT - COMMERCIAL PAPER AND BONDED DEBT - ALL FUNDS
April 30, 2018

	Stated Rate	Outstanding Balances
Toll Road Debt:		
Toll Road Bonds	3.500 - 8.000	\$ 2,140,195,000
Unamortized Premium (Discount) Net		243,025,729
Accrued Interest		18,656,292
Commercial Paper Payable - Series E-1		20,165,000
Commercial Paper Payable - Series E-2		9,900,000
Total Toll Road Bonds Payable and Commercial Paper		2,431,942,021
 Flood Control Debt:		
Flood Control Bonds	3.000 - 6.000	553,820,000
Unamortized Premiums		54,375,836
Total Flood Control Bonds Payable and Commercial Paper		608,195,836
 Other Bonds Payable:		
Road Bonds	3.000 - 6.000	746,670,000
Permanent Improvement	3.000 - 6.000	783,385,000
General Obligation, Revenue Refunding 2002	5.000 - 5.860	28,849,370
Tax & Subordinate Lien, Revenue Refunding Bonds	4.000 - 5.000	179,025,000
Unamortized Premiums - Road		88,050,841
Unamortized Premiums - Permanent Improvement		74,004,944
Unamortized Premiums - General Obligation		21,280,715
Accrued Interest on Capital Appreciation Bonds - General Obligation		41,501,854
Total Other Bonds Payable		1,962,767,724
 Other Commercial Paper Payable:		
Commercial Paper Payable - Series A-1		42,991,000
Commercial Paper Payable - Series B		5,645,000
Commercial Paper Payable - Series C		12,625,000
Commercial Paper Payable - Series D		45,266,000
Total Other Commercial Paper Payable		106,527,000
 Total Bonds Payable and Commercial Paper		 5,109,432,581
 Other Long-Term Liabilities:		
Obligation Under Capital Lease		7,262,176
Loan Payable		14,294,080
OPEB Obligation		613,989,534
Net Pension Liability		306,046,823
Pollution Remediation Obligation		4,396,332
Total Other Long-Term Liabilities		945,988,945
 Total Debt		 \$ 6,055,421,526

HARRIS COUNTY, TEXAS
STATEMENT OF NET POSITION
PROPRIETARY FUNDS
April 30, 2018

	Enterprise Funds		Internal Service Funds	
	Toll Road	Nonmajor Enterprise Funds		Total
ASSETS				
Current assets				
Cash and cash equivalents	\$ 622,170,457	\$ 24,079,403	\$ 646,249,860	\$ 102,541,787
Investments	734,580,421	-	734,580,421	11,875,707
Receivables, net	36,861,156	1,687,259	38,548,415	6,311,545
Other receivables	94,357,129	-	94,357,129	3,170,015
Due from other funds	-	-	-	600,311
Prepays and other assets	198,900	-	198,900	899,974
Inventories	6,119,936	-	6,119,936	3,201,285
Restricted cash and cash equivalents	10,911,680	-	10,911,680	-
Restricted investments	277,059,308	-	277,059,308	-
Total current assets	<u>1,782,258,987</u>	<u>25,766,662</u>	<u>1,808,025,649</u>	<u>128,600,624</u>
Noncurrent assets				
Notes receivable	56,518	-	56,518	-
Investments, held as collateral by others	4,179,000	-	4,179,000	-
Capital assets				
Land and construction in progress	1,116,557,363	3,963,598	1,120,520,961	259,000
Intangible asset	199,428,750	-	199,428,750	-
Other capital assets, net of depreciation	1,212,335,419	13,933,602	1,226,269,021	26,349,237
Total noncurrent assets	<u>2,532,557,050</u>	<u>17,897,200</u>	<u>2,550,454,250</u>	<u>26,608,237</u>
Total assets	<u>4,314,816,037</u>	<u>43,663,862</u>	<u>4,358,479,899</u>	<u>155,208,861</u>
DEFERRED OUTFLOWS OF RESOURCES				
Deferred charge on refunding	70,592,191	-	70,592,191	-
Accumulated decrease in fair value of hedging derivatives	35,277,338	-	35,277,338	-
Total deferred outflows of resources	<u>105,869,529</u>	<u>-</u>	<u>105,869,529</u>	<u>-</u>
LIABILITIES				
Current liabilities				
Vouchers payable	68,538,632	121,583	68,660,215	19,304,221
Retainage payable	17,734,697	-	17,734,697	-
Customer deposits and other	195,807	-	195,807	-
Due to other funds	411,208	-	411,208	273,087
Estimated outstanding claims	-	-	-	14,238,801
Incurred but not reported claims	-	-	-	37,977,840
Due to other units	268,647	-	268,647	-
Unearned revenue	70,395,417	2,719,607	73,115,024	133,533
Current portion of long-term liabilities	18,656,292	-	18,656,292	-
Total current liabilities	<u>176,200,700</u>	<u>2,841,190</u>	<u>179,041,890</u>	<u>71,927,482</u>
Noncurrent liabilities				
Noncurrent portion of long-term liabilities	2,482,400,729	-	2,482,400,729	-
Commercial Paper Payable	30,065,000	-	30,065,000	-
Total noncurrent liabilities	<u>2,512,465,729</u>	<u>-</u>	<u>2,512,465,729</u>	<u>-</u>
Total liabilities	<u>2,688,666,429</u>	<u>2,841,190</u>	<u>2,691,507,619</u>	<u>71,927,482</u>
DEFERRED INFLOWS OF RESOURCES				
Accumulated decrease in fair value of hedging derivatives	37,160,645	-	37,160,645	-
Total deferred inflows of resources	<u>37,160,645</u>	<u>-</u>	<u>37,160,645</u>	<u>-</u>
NET POSITION				
Net investment in capital assets	92,328,055	17,897,200	110,225,255	26,608,237
Restricted for:				
Capital projects	6,119,936	-	6,119,936	-
Debt service	269,314,696	-	269,314,696	-
Toll road	1,327,095,805	-	1,327,095,805	-
Unrestricted	<u>-</u>	<u>22,925,472</u>	<u>22,925,472</u>	<u>56,673,142</u>
Total net position	<u>\$ 1,694,858,492</u>	<u>\$ 40,822,672</u>	<u>\$ 1,735,681,164</u>	<u>\$ 83,281,379</u>

* The County has pledged \$324K Million to Citibank and \$3.9 Million to JP Morgan from two FNMA notes with a combined par value of \$4.2 Million, under the terms of the swap agreements related to the Toll Road Authority 2012A&B bonds and a portion of the Senior Lien Revenue Refunding 2007B bonds (see page 41 for additional details)

HARRIS COUNTY, TEXAS
BALANCE SHEET
GOVERNMENTAL FUNDS
APRIL 30, 2018

	General Fund	Public Contingency Fund	Mobility Fund	General Debt Service Funds	Total General Fund Group	Nonmajor Governmental Funds	Total Governmental Funds
ASSETS							
Cash and investments							
Cash and cash equivalents	\$ 1,056,385,438	\$ 34,644,170	\$ 387,942,714	\$ -	\$ 1,478,972,322	\$ 584,205,102	\$ 2,063,177,424
Investments	-	60,216,148	-	-	60,216,148	73,178,292	133,394,440
Receivables							
Taxes, net	112,393,783	-	-	-	112,393,783	12,013,824	124,407,607
Accounts	6,000,267	-	330,311	-	6,330,578	28,632,232	34,962,810
Capital leases	219,300	-	-	-	219,300	-	219,300
Other	8,883,579	-	-	-	8,883,579	18,907,211	27,790,790
Due from other funds	133,165	141,980	-	-	275,145	1,453	276,598
Prepays and other assets	5,000	-	-	-	5,000	-	5,000
Inventory	2,328,103	-	-	-	2,328,103	-	2,328,103
Restricted cash and cash equivalents	-	-	-	206,938,124	206,938,124	73,483,607	280,421,731
Restricted investments	-	-	-	18,839,851	18,839,851	-	18,839,851
Advances to other funds	140,000	-	-	-	140,000	557,500	697,500
Notes receivable	878,232	-	-	-	878,232	163,063	1,041,295
Total assets	\$ 1,187,366,867	\$ 95,002,298	\$ 388,273,025	\$ 225,777,975	\$ 1,896,420,165	\$ 791,142,284	\$ 2,687,562,449
LIABILITIES							
Vouchers payable	\$ 52,260,435	\$ 3,695,797	\$ 12,128,464	\$ 10,668	\$ 68,095,364	\$ 31,939,127	\$ 100,034,491
Retainage payable	418,206	1,070,571	4,047,396	-	5,536,263	14,035,914	19,572,177
Due to other funds	-	142,009	5,794	-	147,803	745,981	893,784
Due to other units	-	-	-	-	-	13,136	13,136
Bonds Payable	84	-	-	-	84	-	84
Capital Leases	130,365	-	-	-	130,365	-	130,365
Customer deposits	100,116	-	-	-	100,116	-	100,116
Unearned revenue	218,808	-	-	-	218,808	19,843,698	20,062,506
Total liabilities	53,128,104	4,968,377	16,181,654	10,668	74,228,803	66,577,856	140,806,659
DEFERRED INFLOWS OF RESOURCES							
Unavailable revenues - property taxes	112,393,783	-	-	-	112,393,783	12,013,824	124,407,607
Unavailable revenues - other	8,870,966	-	-	-	8,870,966	-	8,870,966
Total deferred inflows of resources	121,264,749	-	-	-	121,264,749	12,013,824	133,278,573
FUND BALANCES							
Nonspendable	2,468,103	-	-	-	2,468,103	557,500	3,025,603
Restricted	1,615,449	-	372,091,371	225,767,307	599,474,127	583,747,932	1,183,222,059
Committed	-	-	-	-	-	102,943,262	102,943,262
Assigned	128,079,317	-	-	-	128,079,317	-	128,079,317
Unassigned	880,811,145	90,093,921	-	-	970,905,066	25,301,910	996,206,976
Total fund balances	1,012,974,014	90,093,921	372,091,371	225,767,307	1,700,926,613	712,550,604	2,413,477,217
Total liabilities, deferred inflows of resources, and fund balances	\$ 1,187,366,867	\$ 95,002,298	\$ 388,273,025	\$ 225,777,975	\$ 1,896,420,165	\$ 791,142,284	\$ 2,687,562,449

*** Government funds are stated on a "current financial resources" measurement focus.

