



HARRIS COUNTY

Treasurer's Office

MONTHLY REPORT

OCTOBER 2017

Monthly Report
Of The
Harris County Treasurer
For the Month Ended
October, 2017



Orlando Sanchez
County Treasurer

DETAIL OF CHANGES IN COUNTY FUNDS UNAUDITED AND UNRECONCILED AS OF OCTOBER 2017

(PROOF OF CASH AT AMEGY BANK)

Account #	Account Name	Beginning Balances	Receipts Interest	Disbursements	ACH/Wire Disbursements	Outstanding Checks Beginning	Outstanding Checks Ending	ZBA Adjustments	ZBA Adjustments	Ending Balance
4440319	Central Disbursement (Funds Swept to General Concentration Acct.)		+	-	-		-	+	-	
				\$108,322.97	\$2,307.84		\$347,631.33	\$110,830.61		-\$347,631.33
770406	Juvenile Probation Board (Funds Swept to General Concentration Acct.)			\$0.00			\$0.00			\$0.00
770403	Payroll (Funds Swept to General Concentration Acct.)			\$10.00			\$15,236.82	\$10.00		-\$15,236.82
770404	Fee Officer (Funds Swept to General Concentration Acct.)			\$28,815.86	\$275.90		\$2,577,467.00	\$28,061.76		-\$2,577,467.00
770405	Harris County Jury Fund (Funds Swept to General Concentration Acct.)			\$578.00	\$12.00		\$177,246.00	\$590.00		-\$177,246.00
770407	HC Community Supervision (Funds Swept to General Concentration Acct.)	\$5,000.00			\$0.00		\$0.00	\$19,728.78		\$16,192.83
770408	HC Sheriff Federal Forfeited Assets	\$3,330.31			\$3,330.31					\$0.00
770409	HC VISA/Mastercard Pilot Program	\$2,000.00		\$65,123.92				\$65,123.92		\$2,000.00
770410	District Attorney Federal Forfeited	\$63.48			\$63.48					\$0.00
770411	District Attorney Federal Forfeited US Justice	\$221.66			\$221.65					\$0.00
770412	District Attorney State Forfeited	\$3,333.28			\$3,333.28					\$0.00
770413	District Attorney Hot Checks Fees	\$798.73			\$798.73					\$0.00
770414	HC Payroll Special Dist (Funds Swept to General Concentration Acct.)					\$1,686.34				-\$1,686.34
770415	General Concentration	\$0.00	\$3,287,694.49		\$4,436,724.51		\$3,971,310.21	\$2,830,280.19		\$0.00
770416	General Concentration (MF)	\$8,940,233.90	\$3,800.06				\$2,830,280.19	\$3,971,310.21		\$4,803,104.64
770417	HC Sheriff Federal Forfeited Assets	\$3,330.31			\$3,330.31					\$0.00
770418	HC VISA/Mastercard Pilot Program	\$2,000.00		\$65,123.92				\$65,123.92		\$2,000.00
770419	District Attorney Federal Forfeited	\$63.48			\$63.48					\$0.00
770420	District Attorney Federal Forfeited US Justice	\$221.66			\$221.65					\$0.00
770421	District Attorney State Forfeited	\$3,333.28			\$3,333.28					\$0.00
770422	District Attorney Hot Checks Fees	\$798.73			\$798.73					\$0.00

DETAIL OF CHANGES IN COUNTY FUNDS UNAUDITED AND UNRECONCILED AS OF OCTOBER 2017

(PROOF OF CASH AT AMEGY BANK)

Account #	Account Name	Beginning Balance	Receipts Interest	Disbursements	ACH/Wire Disbursements	Outstanding Checks Beginning	Outstanding Checks Ending	ZBA Adjustments	ZBA Adjustments	Ending Balance
7709435	District Attorney Gambling Proceeds	\$1,070.93			\$1,070.93					\$0.00
7709477	Sheriff Forfeited US Justice	\$0.00	\$23.03		\$23.03					\$0.00
7798695	HC Toll St. Lien Rev Bds Ser 2009C Construct				\$13,244.45			\$13,244.45		\$0.00
7798695	HC Toll St. Lien Rev Bds Ser 2009C Construct - (MF)	\$14,944.16	\$5.09						\$13,244.45	\$904.77
7709721	HC Dist Atty Hot Checks Fees	\$189.85			\$199.95					\$0.00
7709016	HC Toll Road Master/ISA (Sweep to 7709037)	\$750.00			\$62,507,583.71			\$62,507,583.71		\$750.00
7709037	HC Toll Road Revenue	\$0.00	\$9,029,593.98		\$ 87,705,106.69			\$55,941,795.38	\$87,269,252.07	\$0.00
7799037	HC Toll Road Revenue (MF)	\$23,681,228.82	\$30,523.04					\$87,299,252.07	\$55,941,795.38	\$38,208,209.85
7709056	HC Toll Road Renewal & Replacement		\$1,500,000.00		\$4,341,611.72			\$4,341,611.72	\$1,500,000.00	\$0.00
7799056	HC Toll Road Renewal & Replacement(MF)	\$2,910,305.99	\$1,845.90					\$1,500,000.00	\$4,341,611.72	\$70,640.07
7709280	HC Toll Road Ser 02 Construction				\$2,108,402.36			\$2,108,402.36		\$0.00
7799280	HC Toll Road Ser 02 Construction (MF)	\$2,181,275.61	\$1,483.13					\$2,108,402.36	\$2,108,402.36	\$44,356.96
7709366	HCTR Ser Ln Rev & Ref Bds Ser 2008B Con				\$1,393,975.83			\$1,393,975.83		\$0.00
7799366	HCTR Ser Ln Rev & Ref Bds Ser 2008B Con (MF)	\$1,416,214.20	\$953.42					\$1,393,975.83	\$1,393,975.83	\$23,191.79
7709372	HC Toll Rd Ser Lien Rev Bonds Ser 2009A Con				\$1,020,378.93			\$1,020,378.93		\$0.00
7799372	HC Toll Rd Ser Lien Rev Bonds Ser 2009A Con (MF)	\$1,087,985.16	\$729.36					\$1,020,378.93	\$1,020,378.93	\$48,376.89
	Total Harris County	\$37,386,037.07	\$103,886,702.87	\$789,962.78	\$163,647,202.36	\$0.00	\$3,120,042.98	\$203,709,122.65	\$140,387,261.76	\$37,097,362.81
	HARRIS COUNTY FLOOD									
4444087	FC Central Disbursement (Funds Swept to Flood Control District Acct)			\$0.00			\$191,543.33			-\$191,543.33
7709224	H.C. Flood Control District	\$0.00	\$80,741.89					\$94,396.20		\$178,137.89
7799224	H.C. Flood Control District (MF)	\$84,389.17	\$7.03					\$94,396.20		\$0.00

DETAIL OF CHANGES IN COUNTY FUNDS UNAUDITED AND UNRECONCILED AS OF OCTOBER 2017

(PROOF OF CASH AT AMEGY BANK)

Account #	Account Name	Beginning Balances	Receipts Interest	Disbursements	ACH/Wire Disbursements	Outstanding Checks Pending	Outstanding Checks Ending	ZBA Adjustments	ZBA Adjustments	Ending Balance
			+	-	-		-	+	-	
	Total Flood Control	\$94,399.17	\$90,748.71	\$0.00	\$0.00	\$0.00	\$131,643.33	\$94,399.20	\$94,399.20	\$43,694.85
	Total Amegy Bank	\$37,482,426.24	\$103,647,461.88	\$789,982.78	\$103,647,202.38	\$0.00	\$3,281,606.32	\$203,600,618.78	\$140,481,647.96	\$37,140,877.16

DETAIL OF CHANGES IN COUNTY FUNDS UNAUDITED AND UNRECONCILED AS OF OCTOBER 2017

(PROOF OF CASH AT CADENCE BANK)

Account #	Account Name	Beginning Balance	Deposits/Credits	Disbursements	ACH/Wire Disbursements	Outstanding Checks Beginning	Outstanding Checks Ending	MIMF Adjustments	MIMF Adjustments	Ending Balance
4200031159	Central Disbursement (Funds Swept to General Concentration Acct.)									
			+	-	-			+	-	
420004046	Juvenile Probation Board	\$178,092.47	\$9,095,799.92		\$3,110,099.78			\$2,038,452.36	\$7,994,159.14	\$750,095.89
420004046	Juvenile Probation Board (CM)	\$3,026,357.27						\$7,994,159.14	\$2,038,452.36	\$8,991,064.05
420004046	(Funds Swept to General Concentration Acct.)			\$998,546.86	\$10,105,075.02	\$41,014.74		\$11,104,221.96		-\$41,014.74
4200016036	Payroll									
	(Funds Swept to General Concentration Acct.)			\$8,820.41	\$55,767,989.62		\$5,798.54	\$55,767,910.03		-\$8,798.84
4200028041	Fee Officer									
	(Funds Swept to General Concentration Acct.)			\$5,850,654.92	\$4,136.36	\$4,593,503.73		\$5,855,091.26		-\$4,593,503.73
4200028060	Harris County Jury Fund									
	(Funds Swept to General Concentration Acct.)			\$44,286.00	\$166.07	\$99,632.00		\$44,464.07		-\$99,632.00
4200018267	HC Community Supervision	\$900,061.64	\$9,617,682.06		\$4,089,641.93			\$3,495,063.36	\$5,024,071.76	\$500,063.70
4200018267	HC Community Supervision (CM)	\$1,977,095.38						\$8,024,071.76	\$3,495,063.36	\$3,506,103.77
4200018267	(Funds Swept to General Concentration Acct.)			\$82,161.59	\$9,090,533.84	\$42,274.70		\$9,112,715.43		-\$42,274.70
4200034973	HC Payroll Special Ddb									
	(Funds Swept to General Concentration Acct.)			\$238,346.17	\$323,742.19	\$882.02		\$782,098.36		-\$882.02
4200008029	General Concentration	\$28,178,978.98	\$344,629,027.33		\$389,439,109.48			\$239,615,405.69	\$197,254,832.69	\$29,727,469.83
4200008029	General Concentration (CM)	\$916,139,401.63						\$197,254,832.69	\$239,615,405.69	\$73,778,828.63
4200032324	HC Sheriff Federal Forfeited Assets	\$290,620.82	\$3,362.16		-\$754.25			\$4,115.38		\$290,031.85
4200032324	HC Sheriff Federal Forfeited Assets (CM)	\$1,014,609.85								\$1,014,728.23
4200063439	HC Fire Marshal State Forfeited Assets	\$284.83	\$0.04							\$286.87
4200063439	HC Fire Marshal State Forfeited Assets Chp. 18									\$80,653.89
4200014035	Harris County Juvenile Supervision Fees	\$190,831.91	\$20,448.24		\$507.88					\$164,092.33
4200045368	Affordable Housing Funds	\$1.77			\$6,508.71					\$1.77

DETAIL OF CHANGES IN COUNTY FUNDS UNAUDITED AND UNRECONCILED AS OF OCTOBER 2017

(PROOF OF CASH AT CADENCE BANK)

Account #	Account Name	Beginning Balance	Deposits/Credits	Disbursements	ACH/Wire Disbursements	Outstanding Checks Beginning	Outstanding Checks Ending	MIME Adjustments	MIME Adjustments	Ending Balance
4200025395	Care for Elders Program	\$25,514.02	\$3.31		\$1,282.93					\$25,264.40
4200060015	HC Gen Oblig Comm Paper	\$3,185,066.86	\$5,448.43		\$425,454.17					\$2,765,061.12
4200060031	HC Unfinited Rd \$Ref Ser 2009B-Project Fund	\$4,660,248.20	\$483.72		\$3,351,973.66					\$1,590,768.26
4200060032	HC TX Holdersmith Rd Pipeline Relocation Cost Share	\$43,483.08	\$5.54							\$43,488.62
4200060064	HC Worker's Comp	\$500,081.84	\$1,003,331.25		\$1,332,821.33			\$458,788.38	\$13,824.10	\$816,248.82
4200060064	HC Worker's Comp- CM	\$2,388,485.30						\$13,824.10	\$458,788.38	\$1,913,321.04
4200048082	HC Public Improvement Contingency	\$15,001,849.32	\$8,921,777.68		\$8,216,402.32			\$8,230,107.29	\$8,935,421.20	\$16,001,910.97
420048082	HC Public Improvement Contingency (CM)	\$21,244,035.87						\$8,935,421.20	\$8,230,107.29	\$23,949,648.88
4200056099	HC Metro Street Improvement	\$250,030.82	\$3,481.85		\$40,305.56			\$40,868.00	\$4,143.28	\$250,031.86
420056099	HC Metro Street Improvement (CM)	\$909,887.38						\$4,143.28	\$40,868.00	\$869,782.66
4200028225	HC Tax & Revenue Cert. Of Oblig.	\$100,813.80	\$12.84		\$22.43					\$100,804.21
4200038323	HC Road & Relicensing Series 98	\$3,778.89	\$0.48		\$0.93					\$3,778.84
4200048330	HC VISA/Mastercard Pict Program	\$0.00	\$5,597,175.23		\$5,597,175.23					\$0.00
4200078402	HC Attorney SPU Fund State	\$280,030.82	\$9,338.01		\$87,244.14			\$87,840.78	\$9,733.83	\$280,031.86
420078402	HC Attorney SPU Fund State (CM)	\$480,007.66						\$9,733.83	\$87,840.78	\$410,190.48
4200048408	HC Attorney SPU Fund	\$746,410.42	\$34,888.87		\$174,587.48					\$806,711.81
4200028407	District Attorney Federal Forfeited	\$8,404.32	\$64.55							\$8,468.77
4200038414	District Attorney Federal Forfeited US Justice	\$249,618.68	\$268.06		\$1,873.71					\$249,207.81
4200048421	District Attorney State Forfeited	\$500,081.84	\$251,058.75		\$101,888.93			\$86,317.78	\$209,635.84	\$806,815.30
420048421	District Attorney State Forfeited (CM)	\$5,019,660.99						\$209,635.84	\$86,317.78	\$5,162,978.26
4200078428	District Attorney Hot Checks Fees	\$280,038.82	\$8,824.18		\$15,820.58			\$18,515.44	\$8,518.00	\$280,031.88
420078428	District Attorney Hot Checks Fees(CM)	\$847,811.00						\$8,518.00	\$18,515.44	\$840,813.64

DETAIL OF CHANGES IN COUNTY FUNDS UNAUDITED AND UNRECONCILED AS OF OCTOBER 2017

(PROOF OF CASH AT CADENCE BANK)

Account #	Account Name	Beginning Balance	Deposit/Credits	Disbursements	ACH/Wire Disbursements	Outstanding Checks	Outstanding Checks Ending	MMF Adjustments	MMF Adjustments	Ending Balance	
4200019372	HCITRA Sr Lien Rev Bonds, Series 2009A Construction	\$0.00	\$1,000,020.55							\$1,000,020.55	
	Total Harris County	\$435,271,984.24	\$432,409,367.08	\$82,207,610.39	\$753,647,490.41	\$0.00	\$18,485,922.77	\$712,024,837.64	\$600,206,817.01	\$228,832,981.21	
	HARRIS COUNTY FLOOD										
4200104871	FC Central Disbursement (Funds Swept to Flood Control District Acct.)			\$7,140,460.07	\$9,106,772.75		\$4,735,654.86	\$16,246,238.82		-\$4,735,654.86	
4200000224	H.C. Flood Control District	\$2,000,246.88	\$30,824,211.22		\$28,522,539.35			\$27,837,856.94	\$30,139,520.56	\$2,000,254.80	
429600224	H.C. Flood Control District (CM)	\$ 14,864,774.71						\$30,139,520.59	\$27,837,856.94	\$16,864,438.36	
4200010280	HCFG Commercial Paper	\$3,769,611.52	\$475.57		\$158,034.36					\$3,612,052.73	
4200050336	HCFG Tax Ref Bds Ser 04 Project Fund	\$1,590,614.06	\$184.91		\$232,599.43					\$1,258,220.34	
4200030336	HCFG Tax Ref Bds, Ser 2010A DS	\$4,486,083.14	\$18.47		\$4,465,126.00					\$996.61	
4200000364	HCFG Imp Bonds Ser 2007 Project Fund	\$977,366.64	\$123.65		\$8,318.40					\$969,161.89	
4200040376	HCFG Army Corps of Engineers Sims Bayou	\$29,340.87	\$3.23							\$29,344.10	
4200060386	HCFG Clear Creek Escrow Account	\$902.64	\$0.06							\$902.70	
4200060399	HCFG Tax Ref Bonds, Ser 2008A DIS	\$9,779,448.75	\$40.82		\$9,773,325.00					\$9,162.57	
4200060434	HCFG Tax Ref Bonds, Ser 2008C Debt Service	\$4,786,367.57	\$19.77		\$4,764,609.38					\$1,477.96	
4200010438	HCFG Debt Service Funds	\$2,254,987.89	\$2,597.13		\$1,990,025.00					\$297,123.82	
4200060440	HCFG - Tax Ref Bonds Taxable Investment	\$16,944,054.39	\$69.96		\$16,984,804.25					\$1,322.10	
4200060442	HCFG - District Contract Tax Ref Bd. 2014A - DS	\$1,484,314.88	\$6.08		\$1,455,025.00					\$696.74	
4200030446	HCFG - District Contract Tax Ref Bd Ser 2015B - DS	\$701,980.53	\$2.99		\$701,075.00					\$978.52	
	Total Flood Control	\$63,339,127.67	\$30,827,764.04	\$7,140,460.07	\$78,132,142.92	\$0.00	\$4,735,654.86	\$74,223,618.38	\$67,877,377.53	\$20,403,864.88	

DETAIL OF CHANGES IN COUNTY FUNDS UNAUDITED AND UNRECONCILED AS OF OCTOBER 2017

(PROOF OF CASH AT CADENCE BANK)

Account #	Beginning Balance	Deposits/Credits	Disbursements	ACH/Wire Disbursements	Outstanding Checks Beginning	Outstanding Checks Ending	MIMF Adjustments	MIMF Adjustments	Ending Balance
		+	-	-		-	+	-	
Account Name	Beginning Balance		Disbursements	Disbursements	Beginning	Ending	Adjustments	Adjustments	Balance
Total Cadence Bank	\$489,809,811.81	\$443,234,121.82	\$89,247,878.48	\$831,879,833.13	\$0.00	\$21,221,578.83	\$786,248,484.18	\$868,183,184.64	\$248,238,848.79

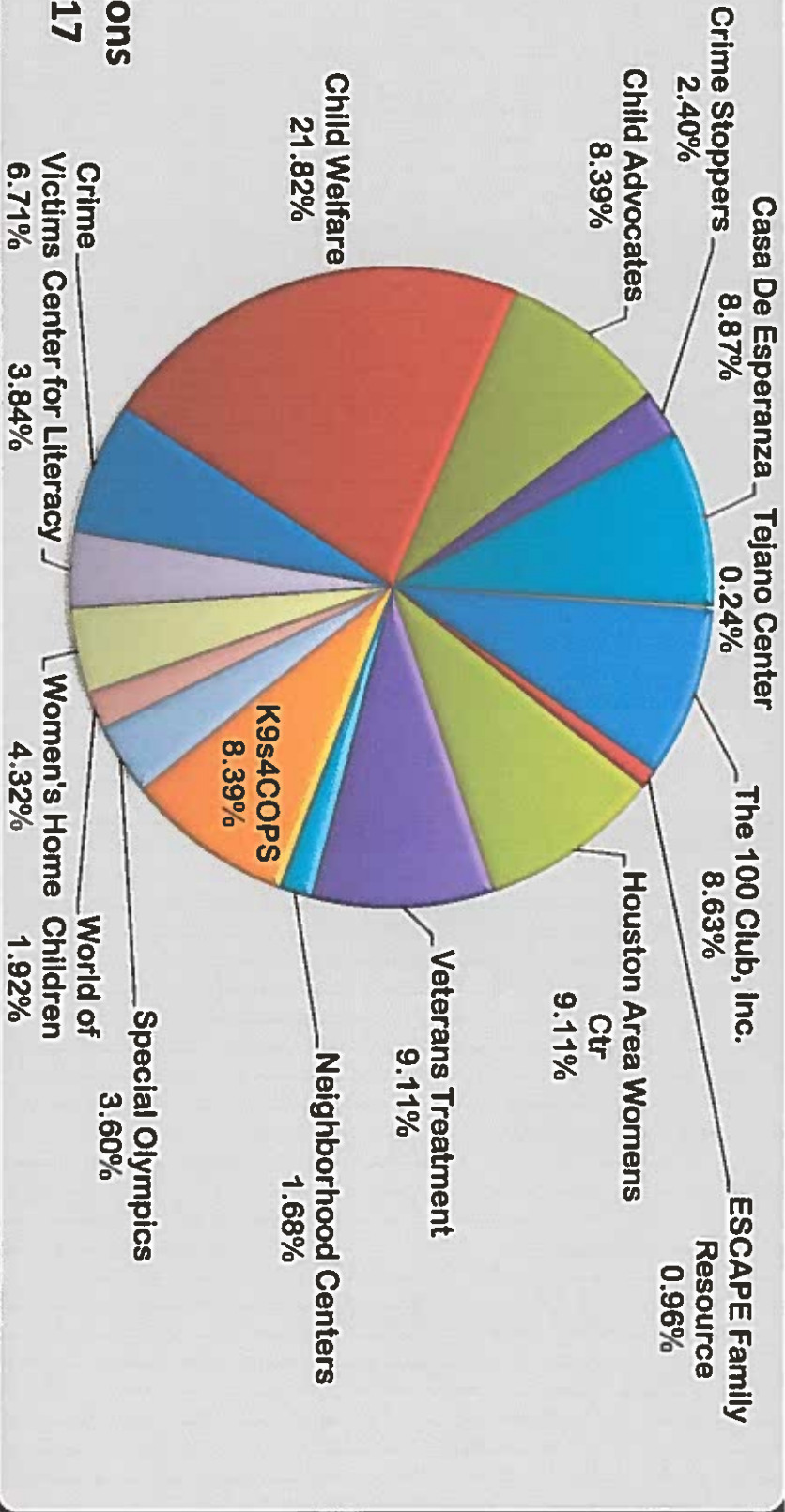
MONTHLY ELECTRONIC ACTIVITY REPORT

OCTOBER 1-31, 2017

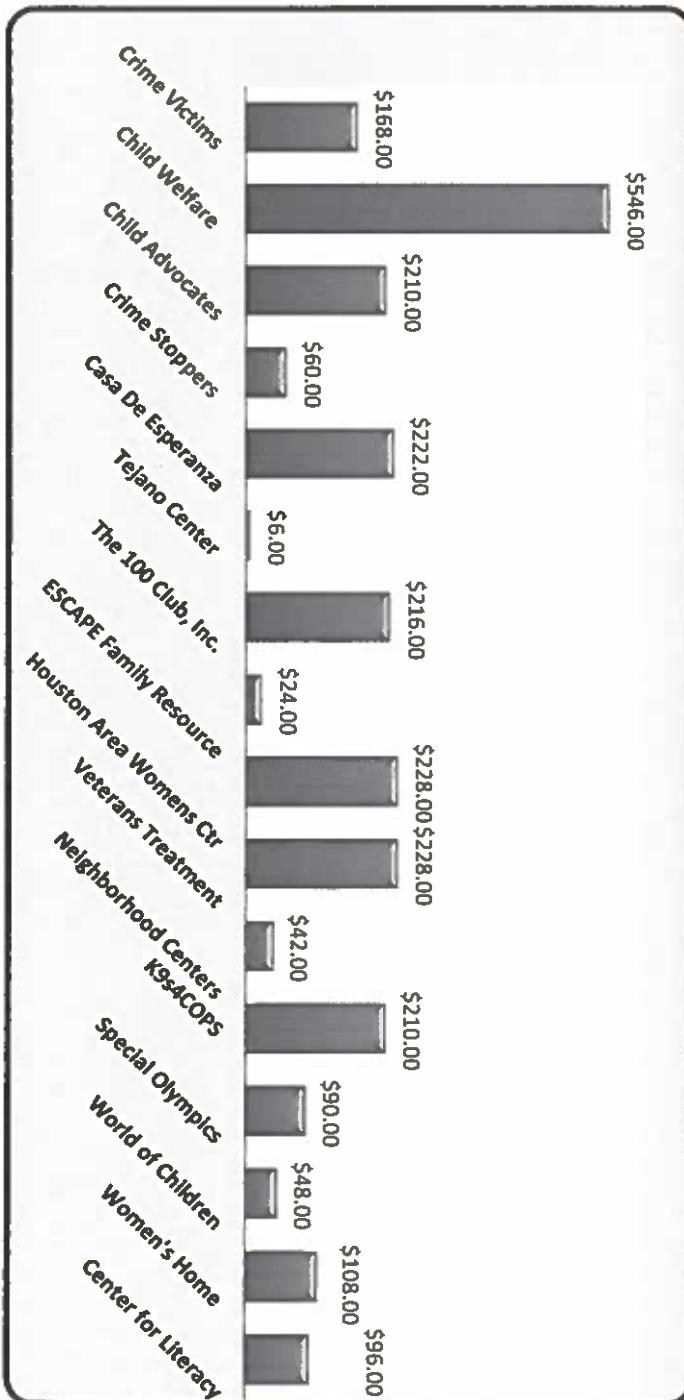
DATE	EFT / COUNTY	AMOUNT	EFT PORT	AMOUNT	ACH PORT	AMOUNT	ACH COUNTY	AMOUNT	ACH COUNTY	TAX OFFICE	AMOUNT	EFTPS FLOOD AND COUNTY	AMOUNT	EFTPS/ PORT	AMOUNT
10/2/2017			39	\$199,127,914.09	1	\$480,619.09								4	\$595,704.00
10/3/2017							2	\$36.58		78	\$1,310,466.50				
10/4/2017	2	\$3,004.00													
10/5/2017	8	\$4,344,955.66			3	\$578,883.16			4	\$2,384,154.55	94	\$232,159.70			
10/6/2017	12	\$1,823,975.66								3	\$55,990.10				
10/9/2017												3	\$11,070,090.56	2	\$436,907.91
10/10/2017	9	\$222,516.82		2	\$1,275,888.85										
10/11/2017	15	\$4,162,804.23					6	\$854.77		36	\$457,871.00				
10/12/2017	6	\$4,894,368.94			3	\$993,749.21	28	\$9,632,045.62							
10/13/2017					5	\$5,716,546.28	2	\$18,250,271.03		10	\$45,960.71				
10/16/2017	5	\$1,394,754.68		2	\$32,558.24									2	\$562,121.58
10/17/2017	6	\$15,003,946.73		2	\$446,449.68										
10/18/2017	8	\$2,293,912.06		1	\$400,000.00										
10/19/2017	4	\$2,963,952.30		3	\$31,723.17										
10/20/2017	6	\$12,189,014.91				4	\$563,951.12		5	\$2,073,886.81					
10/23/2017	4	\$3,904,105.60		1	\$670.94							3	\$10,297,754.91	2	\$420,054.62
10/24/2017	13	\$1,293,168.27		1	\$455,816.43				6	\$8,294.00					
10/25/2017	4	\$3,680,917.97							6	\$937.17					
10/26/2017	11	\$12,343,073.71				3	\$1,022,426.13		25	\$14,035,306.15					
10/27/2017	33	\$20,833,036.54				2	\$449,856.67			3	\$1,325,168.95				
10/30/2017	2	\$367,574.00							2	\$1,953.00				2	\$542,451.70
10/31/2017	4	\$4,468,720.10		6	\$15,849,853.93			2	\$38,462.23			1	\$124,133.82		
TOTAL	191	\$286,326,716.27	19	\$18,973,560.33	29	\$9,426,864.22	88	\$46,386,819.68	227	\$4,718,020.88	7	\$21,491,979.29	12	\$2,657,239.81	

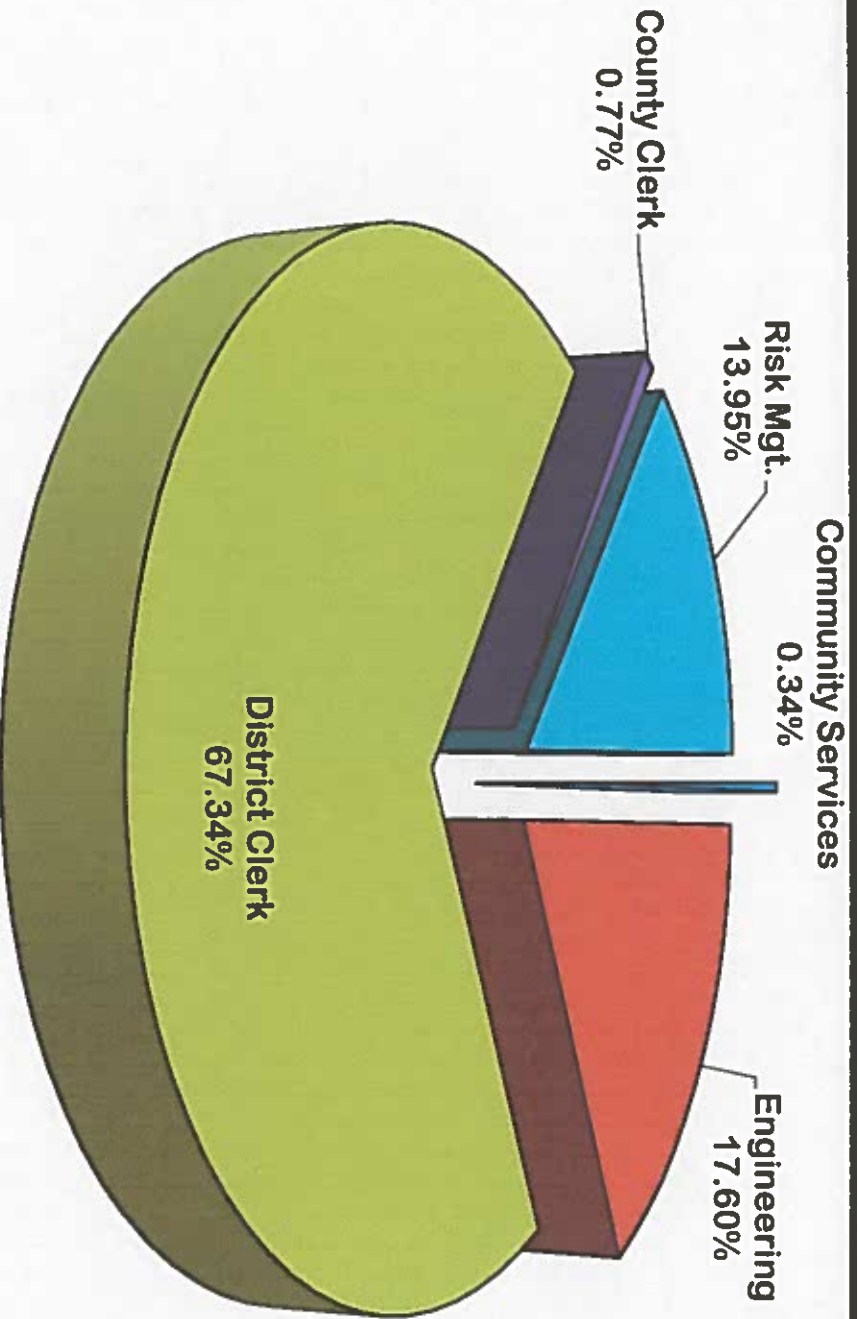
GRAND TOTAL	ITEMS	DOLLAR AMT.
***	Bank and	\$571.00
..	County Holiday	\$398,879,180.48
..	Bank Holiday	
	County Holiday	

Juror Donations October 2017



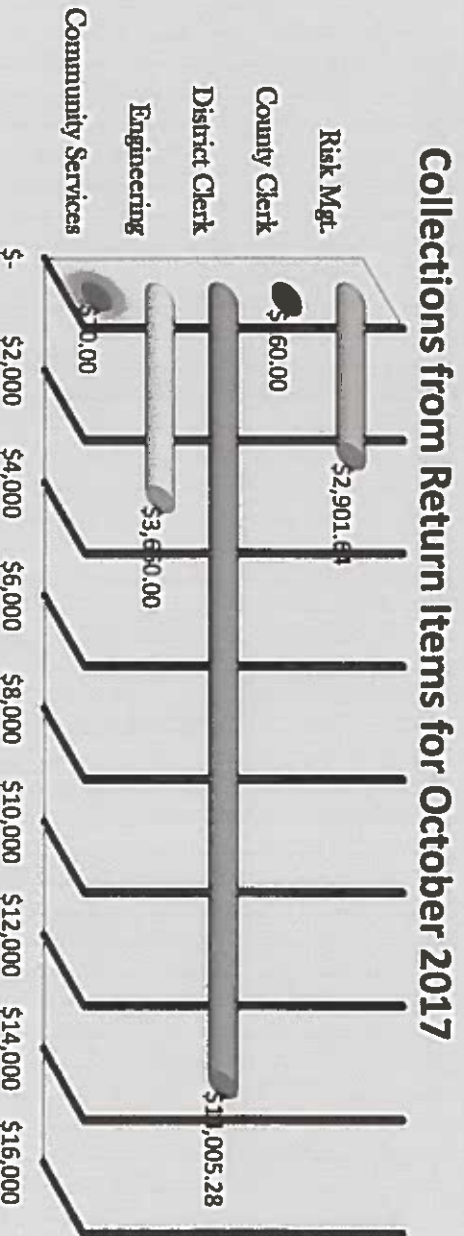
Crime Victims	\$	168.00
Child Welfare	\$	546.00
Child Advocates	\$	210.00
Crime Stoppers	\$	60.00
Casa De Esperanza	\$	222.00
Tejano Center	\$	6.00
The 100 Club, Inc.	\$	216.00
ESCAPE Family Resource	\$	24.00
Houston Area Womens Cir	\$	228.00
Veterans Treatment	\$	228.00
Neighborhood Centers	\$	42.00
K9s4COPS	\$	210.00
Special Olympics	\$	90.00
World of Children	\$	48.00
Women's Home	\$	108.00
Center for Literacy	\$	96.00
Total	\$	2,502.00

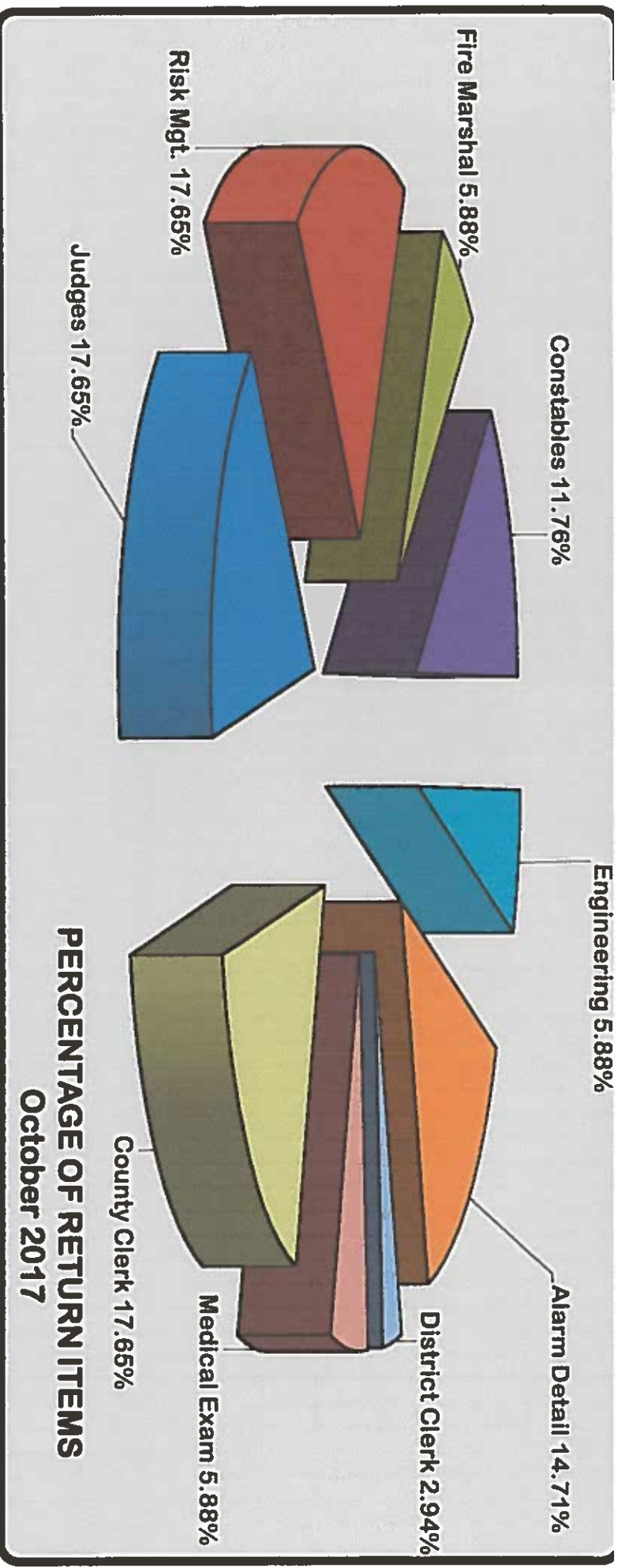




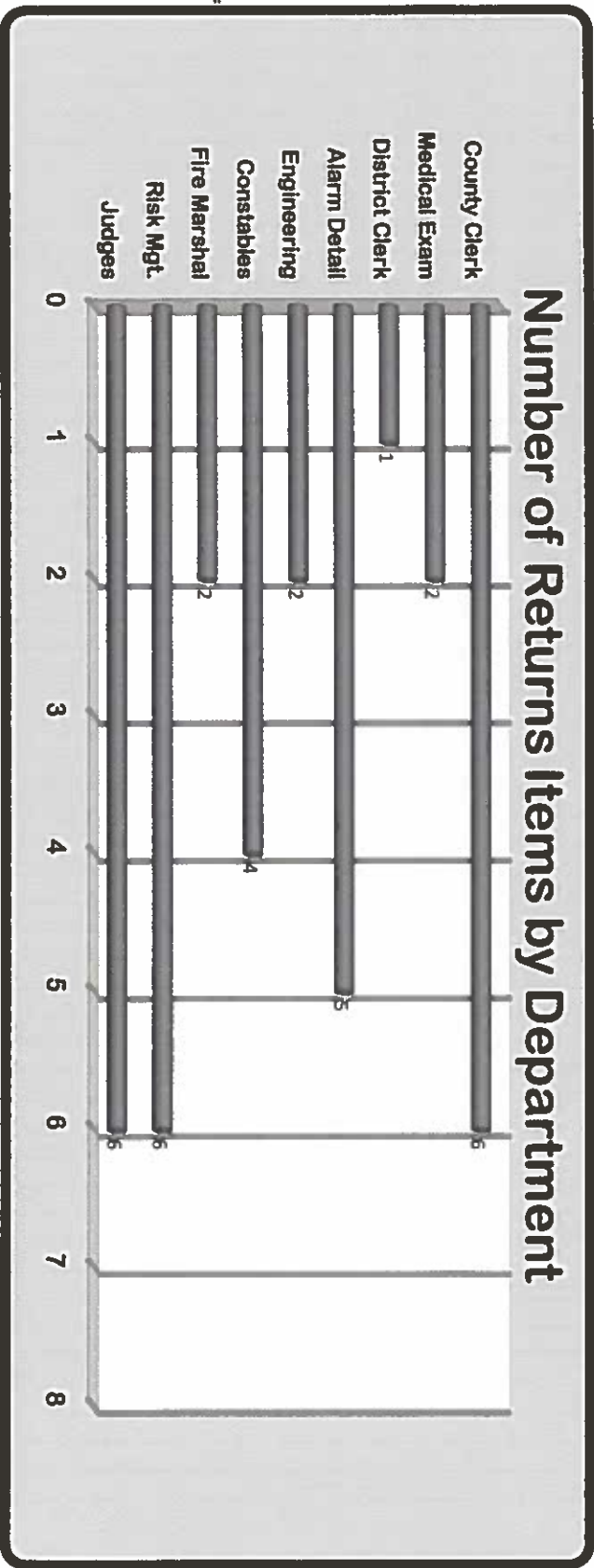
Collections for October 2017

Community Services	\$	70.00
Engineering	\$	3,660.00
District Clerk	\$	14,005.28
County Clerk	\$	160.00
Risk Mgt.	\$	2,901.64
Total	\$	20,796.92





Judges	6
Risk Mgt.	6
Fire Marshal	2
Constables	4
Engineering	2
Alarm Detail	5
District Clerk	1
Medical Exam	2
County Clerk	6
TOTAL	34



The attached Fund Financial Statements and Schedule of Debt detail the debts due to and owed by the County. These schedules are excerpts from the Auditor's Monthly Financial Statements.

HARRIS COUNTY, TEXAS
SCHEDULE OF DEBT - COMMERCIAL PAPER AND BONDED DEBT - ALL FUNDS
October 31, 2017

	Stated Rate	Outstanding Balances
Toll Road Debt:		
Toll Road Bonds	3.500 - 8.000	\$ 1,877,845,000
Unamortized Premium (Discount) Net		186,976,760
Accrued Interest		16,096,400
Total Toll Road Bonds Payable		2,080,918,160
Flood Control Debt:		
Flood Control Bonds	3.000 - 6.000	564,325,000
Unamortized Premiums		42,296,048
Total Flood Control Bonds Payable and Commercial Paper		606,621,048
Other Bonds Payable:		
Road Bonds	3.000 - 6.000	749,235,000
Permanent Improvement	3.000 - 6.000	729,375,000
General Obligation, Revenue Refunding 2002	5.000 - 5.860	28,849,370
Tax & Subordinate Lien, Revenue Refunding Bonds	4.000 - 5.000	179,025,000
Unamortized Premiums - Road		89,724,068
Unamortized Premiums - Permanent Improvement		60,912,760
Unamortized Premiums - General Obligation		22,605,684
Accrued Interest on Capital Appreciation Bonds - General Obligation		39,552,484
Total Other Bonds Payable		1,899,279,366
Other Commercial Paper Payable:		
Commercial Paper Payable - Series A-1		30,451,000
Commercial Paper Payable - Series B		3,455,000
Commercial Paper Payable - Series C		2,650,000
Commercial Paper Payable - Series D		74,396,000
Total Other Commercial Paper Payable		110,952,000
Total Bonds Payable and Commercial Paper		4,697,770,574
Other Long-Term Liabilities:		
Obligation Under Capital Lease		7,262,176
Loan Payable		16,509,671
OPEB Obligation		613,989,534
Net Pension Liability		306,046,823
Pollution Remediation Obligation		4,396,332
Total Other Long-Term Liabilities		948,204,536
Total Debt		\$ 5,645,975,110

**HARRIS COUNTY, TEXAS
BALANCE SHEET
GOVERNMENTAL FUNDS
OCTOBER 31, 2017**

	General Fund	Public Contingency Fund	Mobility Fund	General Debt Service Funds	Total General Fund Group	Nonmajor Governmental Funds	Total Governmental Funds
ASSETS							
Cash and investments							
Cash and cash equivalents	\$ 185,045,305	\$ 49,143,201	\$ 343,809,733	\$ -	\$ 577,998,239	\$ 497,395,791	\$ 1,075,394,030
Investments	-	60,173,722	-	-	60,173,722	63,807,638	123,981,360
Receivables							
Taxes, net	20,502,464	-	-	-	20,502,464	2,379,823	22,882,287
Accounts	6,236,606	-	262,111	-	6,498,717	38,199,348	44,698,065
Capital leases	228,300	-	-	-	228,300	-	228,300
Other	8,882,225	-	-	-	8,882,225	-	8,882,225
Due from other funds	4,959	1,411,630	-	-	1,416,589	22,265,637	31,147,862
Prepays and other assets	5,000	-	-	-	5,000	1,647,281	3,063,870
Inventory	2,444,159	-	-	-	2,444,159	-	2,444,159
Restricted cash and cash equivalents	-	-	-	18,333,396	-	-	-
Advances to other funds	140,000	-	-	-	140,000	3,011,852	21,345,248
Notes receivable	1,019,554	-	-	-	1,019,554	7,469,079	7,609,079
Total assets	<u>\$ 224,508,572</u>	<u>\$ 110,728,551</u>	<u>\$ 344,071,844</u>	<u>\$ 18,333,396</u>	<u>\$ 697,642,365</u>	<u>\$ 636,345,448</u>	<u>\$ 1,333,987,813</u>
LIABILITIES							
Vouchers payable	\$ 11,963,808	\$ 1,160,377	\$ 559,719	\$ -	\$ 13,683,904	\$ 2,475,583	\$ 16,159,487
Retainage payable	407,160	750,742	3,194,203	-	4,352,105	12,204,914	16,557,019
Due to other funds	25,237	-	72,000	-	97,237	1,838,574	1,935,811
Due to other governmental units	-	-	-	-	-	13,138	13,138
Customer deposits	123,661	-	-	-	123,661	-	123,661
Advances from other funds	-	-	-	-	-	327,500	327,500
Unearned revenue	227,808	-	-	-	227,808	23,165,684	23,393,492
Total liabilities	<u>12,747,674</u>	<u>1,911,119</u>	<u>3,825,922</u>	<u>-</u>	<u>18,484,715</u>	<u>40,025,393</u>	<u>58,510,108</u>
DEFERRED INFLOWS OF RESOURCES							
Unavailable revenues - property taxes	20,502,464	-	-	-	20,502,464	2,379,825	22,882,289
Unavailable revenues - other	8,870,966	-	-	-	8,870,966	-	8,870,966
Total deferred inflows of resources	<u>29,373,430</u>	<u>-</u>	<u>-</u>	<u>-</u>	<u>29,373,430</u>	<u>2,379,825</u>	<u>31,753,255</u>
FUND BALANCES							
Nonspendable	7,939,959	-	-	-	7,939,959	557,500	8,497,459
Restricted	1,699,274	-	340,245,922	18,333,396	160,278,592	465,349,809	825,628,401
Committed	-	-	-	-	-	98,677,440	98,677,440
Assigned	113,103,570	-	-	-	113,103,570	-	113,103,570
Unassigned	59,644,665	108,817,434	-	-	168,462,099	29,355,481	197,817,580
Total fund balances	<u>182,387,468</u>	<u>108,817,434</u>	<u>340,245,922</u>	<u>18,333,396</u>	<u>649,784,220</u>	<u>593,940,230</u>	<u>1,243,724,450</u>
Total liabilities, deferred inflows of resources, and fund balances	<u>\$ 224,508,572</u>	<u>\$ 110,728,551</u>	<u>\$ 344,071,844</u>	<u>\$ 18,333,396</u>	<u>\$ 697,642,365</u>	<u>\$ 636,345,448</u>	<u>\$ 1,333,987,813</u>

* Government funds are stated on a "current financial resources" measurement focus

HARRIS COUNTY, TEXAS
STATEMENT OF NET POSITION
PROPRIETARY FUNDS
October 31, 2017

	Enterprise Funds			Internal Service Funds
	Toll Road	Nonmajor Enterprise Funds	Total	
ASSETS				
Current assets:				
Cash and cash equivalents	\$ 145,219,596	\$ 24,412,799	\$ 169,632,395	\$ 89,108,885
Investments	703,698,758	-	703,698,758	14,380,707
Receivables, net	20,167,463	928,454	21,095,917	4,049,360
Other receivables	31,886,381	-	31,886,381	3,167,958
Due from other funds	170,212	-	170,212	282,609
Due from other units	-	-	-	1,713
Prepays and other assets	218,608	-	218,608	899,745
Inventories	6,119,936	-	6,119,936	2,737,939
Restricted cash and cash equivalents	141,945,950	-	141,945,950	-
Restricted investments	159,365,718	-	159,365,718	-
Total current assets	1,208,792,622	25,341,253	1,234,133,875	114,628,916
Noncurrent assets:				
Notes receivable	53,069	-	53,069	-
Investments, held as collateral by others	18,779,000	-	18,779,000	-
Capital assets:				
Land and construction in progress	969,632,145	3,963,598	973,595,743	259,000
Intangible asset	199,428,750	-	199,428,750	-
Other capital assets, net of depreciation	1,257,883,132	14,443,727	1,272,326,859	25,294,534
Total noncurrent assets	2,445,776,096	18,407,325	2,464,183,421	25,553,534
Total assets	3,654,568,718	43,748,578	3,698,317,296	140,182,450
DEFERRED OUTFLOWS OF RESOURCES				
Deferred charge on refunding	74,849,432	-	74,849,432	-
Accumulated decrease in fair value of hedging derivatives	44,684,612	-	44,684,612	-
Total deferred outflows of resources	119,534,044	-	119,534,044	-
LIABILITIES				
Current liabilities				
Vouchers payable	5,881,935	-	5,881,935	668,852
Retainage payable	11,734,704	-	11,734,704	-
Customer deposits and other	196,427	-	196,427	-
Due to other funds	291,046	36,369	327,415	26,749
Estimated outstanding claims	-	-	-	14,045,103
Incurred but not reported claims	-	-	-	35,397,533
Due to other units	28,530,926	-	28,530,926	-
Unearned revenue	70,190,832	1,785,828	71,976,660	131,533
Current portion of long-term liabilities	16,096,400	-	16,096,400	-
Total current liabilities	132,922,270	1,822,197	134,744,467	50,269,770
Noncurrent liabilities				
Noncurrent portion of long-term liabilities	2,064,821,760	-	2,064,821,760	-
Total noncurrent liabilities	2,064,821,760	-	2,064,821,760	-
Total liabilities	2,197,744,030	1,822,197	2,199,566,227	50,269,770
DEFERRED INFLOWS OF RESOURCES				
Accumulated decrease in fair value of hedging derivatives	50,960,815	-	50,960,815	-
Total deferred inflows of resources	50,960,815	-	50,960,815	-
NET POSITION				
Net investment in capital assets	448,017,537	18,407,325	466,424,862	25,553,534
Restricted for:				
Capital projects	8,409,890	-	8,409,890	-
Debt service	317,408,068	-	317,408,068	-
Toll road	751,562,422	-	751,562,422	-
Unrestricted	-	23,519,056	23,519,056	64,359,146
Total net position	\$ 1,525,397,917	\$ 41,926,381	\$ 1,567,324,298	\$ 89,912,680

* The County has pledged \$8.9 Million to Citibank and \$9.8 Million to JP Morgan from two FNMA notes with a combined par value of \$51 Million under the terms of the swap agreements related to the Toll Road Authority 2012A&B bonds and a portion of the Senior Loan Revenue Refunding 2007B bonds (see page 41 for additional details)

