



HARRIS COUNTY

Treasurer's Office

MONTHLY REPORT

NOVEMBER 2017

Monthly Report
Of The
Harris County Treasurer
For the Month Ended
November, 2017



Orlando Sanchez
County Treasurer

DETAIL OF CHANGES IN COUNTY FUNDS UNAUDITED AND UNRECONCILED AS OF NOVEMBER 2017

(PROOF OF CASH AT AMEGY BANK)

Account #	Account Name	Beginning Balance	Receipts Interest	Disbursements	ACH/Wire	Outstanding Checks Beginning	Outstanding Checks Ending	ZBA Adjustments	ZBA Adjustments	Ending Balance
44403159	Central Disbursement (Funds Swept to General Concentration Acct.)		+	\$65,761.47	\$49.06		\$264,398.07	\$65,610.53	+	-\$284,394.67
7704046	Juvenile Probation Board (Funds Swept to General Concentration Acct.)			\$0.00	\$0.00		\$0.00	\$0.00		\$0.00
7709036	Payroll (Funds Swept to General Concentration Acct.)			\$0.00	\$0.00		\$16,236.82	\$0.00		-\$16,236.82
7709043	Fee Officer (Funds Swept to General Concentration Acct.)			\$3,170.08	\$0.00		\$2,533,466.36	\$3,170.09		-\$2,533,446.36
7709050	Harris County Jury Fund (Funds Swept to General Concentration Acct.)			\$366.00	\$12.00		\$178,634.00	\$368.00		-\$178,634.00
7709267	HC Community Supervision (Funds Swept to General Concentration Acct.)	\$16,192.53			\$16,192.53					\$0.00
7709267	HC Community Supervision (Funds Swept to General Concentration Acct.)	\$4,803,104.64	\$2,621.73	\$0.00	\$0.00		\$625.50			-\$625.50
7709279	HC Payroll Special Diab (Funds Swept to General Concentration Acct.)			\$0.00	\$0.00		\$1,660.34			-\$1,660.34
7709029	General Concentration	\$0.00	\$1,353,563.33		\$3,542,482.15			\$3,491,712.55	\$1,302,793.73	\$0.00
7709029	General Concentration (MF)		\$2,621.73					\$1,302,793.73	\$3,491,712.55	\$2,617,007.56
7703234	HC Sheriff Federal Forfeited Assets	\$0.00	\$2,533.05		\$2,533.05					\$0.00
7709330	HC VISA/Mastercard Pilot Program	\$2,000.00	\$339,541.68		\$339,541.68					\$2,000.00
7709414	District Attorney Federal Forfeited US Justice	\$0.00	\$24,813.36		\$24,813.36					\$0.00
7709695	HC Toll Sr Lien Rev Bds Ser 2009C Construct	\$0.00			\$604.87			\$604.87		\$0.00
7709695	HC Toll Sr Lien Rev Bds Ser 2009C Construct - (MF)	\$804.77	\$0.10							\$0.00
7709016	HC Toll Road Master/VISA (Sweep to 7709037)	\$760.00								\$760.00
7709037	HC Toll Road Revenue	\$0.00	\$309,030.92	\$	\$34,322,356.24			\$34,322,356.24	\$309,030.92	\$0.00

DETAIL OF CHANGES IN COUNTY FUNDS UNAUDITED AND UNRECONCILED AS OF NOVEMBER 2017

(PROOF OF CASH AT AMEGY BANK)

Account #	Account Name	Beginning Balance	Receipts Interest	Disbursements	ACHWire Disbursements	Outstanding Checks Beginning	Outstanding Checks Ending	ZBA Adjustments	ZBA Adjustments	Ending Balance
7799037	HC Toll Road Revenue (MF)	\$35,209,209.55	\$8,935.41	-	-	-	-	\$309,030.92	\$34,322,355.24	\$1,199,819.64
7799058	HC Toll Road Renewal & Replacement	\$0.00			\$70,549.01			\$70,549.01		\$0.00
7799058	HC Toll Road Renewal & Replacement(MF)	\$70,549.07	\$8.94						\$70,549.01	\$0.00
7799260	HC Toll Road Ser 02 Construction	\$0.00			\$44,342.28			\$44,342.28		\$0.00
7799260	HC Toll Road Ser 02 Construction (MF)	\$44,336.86	\$5.62						\$44,342.28	\$0.00
7799365	HCTR Ser Ln Rev & Ref Bds Ser 2008B Con	\$0.00			\$23,194.73			\$23,194.73		\$0.00
7799365	HCTR Ser Ln Rev & Ref Bds Ser 2008B Con (MF)	\$23,191.79	\$2.94						\$23,194.73	\$0.00
7799372	HC Toll Rd Ser Lien Rev Bonds Ser 2009A Con	\$0.00			\$48,321.72			\$48,321.72		\$0.00
7799372	HC Toll Rd Ser Lien Rev Bonds Ser 2009A Con (MF)	\$48,315.59	\$6.13						\$48,321.72	\$0.00
	Total Harris County	\$40,217,446.60	\$2,039,283.21	\$69,317.66	\$38,437,192.68	\$0.00	\$1,012,417.69	\$39,682,484.67	\$39,613,106.06	\$607,196.50
	HARRIS COUNTY FLOOD									
444404927	FC Central Disbursement									
	(Funds Swept to Flood Control District Acct.)			\$14,826.11	\$0.00			\$14,826.11		\$0.00
7799224	H.C. Flood Control District	\$175,137.89	\$35,459.30		\$14,826.11					\$194,970.67
	Total Flood Control	\$175,137.89	\$35,488.30	\$14,826.11	\$14,826.11	\$0.00	\$0.00	\$14,826.11	\$0.00	\$196,970.07
	Total Amegy Bank	\$40,392,633.48	\$2,074,721.51	\$83,943.67	\$38,451,618.79	\$0.00	\$1,012,417.69	\$39,697,110.78	\$39,613,106.06	\$1,003,129.67

DETAIL OF CHANGES IN COUNTY FUNDS UNAUDITED AND UNRECONCILED AS OF NOVEMBER 2017

(PROOF OF CASH AT CADENCE BANK)

Account #	Account Name	Beginning Balance	Deposits/Credits	Disbursements	ACH/Wire Disbursements	Outstanding Checks Beginning	Outstanding Checks Ending	MMF Adjustments	MMF Adjustments	Ending Balance
			+	-	-	-	-	+	-	
4200025395	Care for Elders Program	\$25,264.40	\$2.89		\$1,810.82					\$23,446.77
4200068015	HC Gen Oblig Comm Paper	\$2,765,061.21	\$985,774.30		\$100,601.48					\$3,630,234.02
4200068031	HC Unlimited Rd \$Ref Ser 2006B-Project Fund	\$1,506,798.26	\$156.39		\$480,507.00					\$1,028,417.65
4200056032	HC TX Holder/leith Rd Pipeline Relocation Cost Share	\$45,488.82	\$638,631.88		\$638,778.00					\$340,321.80
4200068084	HC Worker's Comp	\$818,748.82	\$831,287.53		\$487,183.94			\$82,021.88	\$561,789.65	\$800,061.84
4286808084	HC Worker's Comp- C.M	\$1,813,321.04						\$82,021.88	\$82,021.88	\$2,383,068.81
4200048082	HC Public Improvement Contingency	\$15,001,910.97	\$8,241,123.29		\$5,987,783.51			\$5,895,224.47	\$8,148,025.90	\$15,001,849.32
428648082	HC Public Improvement Contingency (CM)	\$23,949,949.88						\$8,148,025.90	\$5,895,224.47	\$24,203,351.31
4200056099	HC Metro Street Improvement	\$260,031.85	\$30.82		\$141,022.28			\$737.23	\$737.23	\$260,030.82
428658099	HC Metro Street Improvement (CM)	\$889,782.88						\$737.23	\$141,727.66	\$728,772.22
4200028225	HC Tax & Revenue Cert. Of Oblig.	\$100,804.21	\$12.43							\$100,816.64
4200038323	HC Road & Refunding Series 96	\$3,778.84	\$0.47							\$3,777.01
4200048330	HC VISA/Mastercard Pilot Program	\$0.00	\$5,271,753.42		\$5,271,753.42					\$0.00
4200078402	HC Attorney SPU Fund State	\$280,031.85	\$30.82		\$148,338.34			\$378.05	\$378.05	\$280,030.82
428678402	HC Attorney SPU Fund State (CM)	\$410,180.49						\$378.05	\$148,685.14	\$260,884.00
4200048405	HC Attorney SPU Fund	\$606,711.81	\$73.34		\$23,680.00					\$683,128.09
4200028407	District Attorney Federal Forfeited	\$5,488.77	\$1.04							\$8,489.81
4200038414	District Attorney Federal Forfeited US Justice	\$248,207.81	\$24,856.39							\$373,064.20
4200048421	District Attorney State Forfeited	\$808,816.30	\$275,575.78		\$55,339.09			\$58,301.29	\$284,291.64	\$800,061.84
428648421	District Attorney State Forfeited (CM)	\$3,162,978.28						\$284,291.64	\$58,301.29	\$6,508,968.00
4200078428	District Attorney Hat Checks Fees	\$260,031.85	\$103.53		\$8,908.82			\$7,571.61	\$768.25	\$280,030.82
428678428	District Attorney Hat Checks Fees(CM)	\$840,813.64						\$768.25	\$7,571.61	\$854,108.28

DETAIL OF CHANGES IN COUNTY FUNDS UNAUDITED AND UNRECONCILED AS OF NOVEMBER 2017

(PROOF OF CASH AT CADENCE BANK)

Account #	Account Name	Beginning Balance	Deposits/Credits	Disbursements	ACHWire Disbursements	Outstanding Checks Beginning	Outstanding Checks Ending	MMF Adjustments	MMF Adjustments	Ending Balance
4200028738	HC Fee Officer Cash Bond	\$3,050,661.35	\$397,600.00	\$284,071.05						\$3,154,990.30
4200048777	HC Obligation & Rev Series 2002 D/S	\$4,075,237.57	\$4,500,816.93							\$8,577,054.50
4200048785	Metro General Mobility Program	\$2,000,318.49	\$4,000,308.22	\$2,630,804.56				\$2,932,828.56	\$4,002,342.49	\$2,500,308.22
429648765	Metro General Mobility Program (CM)	\$4,465,090.10						\$2,932,828.56		\$5,554,604.03
4200048801	Harris County Constitutional Debt Service Funds	\$9,645,927.45	\$2,051,976.59							\$8,697,004.04
4200088854	HC Go and Rev Certificate Oblig Ser 2002 Construction	\$2,111,524.27	\$1,000,348.63							\$3,111,872.90
4200088870	HC Tx Rd Debt Service Funds	\$2,701,973.52	\$1,175,949.66							\$3,877,923.18
4200088890	HC Commercial Paper Series A-1	\$9,235,040.15	\$1,001,514.33	\$1,315,159.93						\$8,922,394.55
4200088891	HC Commercial Paper Series B	\$227,505.42	\$709,029.27	\$680,849.27						\$246,685.42
4200048892	HC Commercial Paper Series C	\$147,035.93	\$2,469,330.17	\$2,541,398.03						\$73,968.07
4200038893	HC Gen Oblig Comm Paper Series D	\$17,064,689.91	\$28,350,976.35	\$4,439,841.36						\$40,975,794.86
4200088898	HC Tax & Sub Lien Rev Ref Bonds Ser 2012A D/S	\$1,964,386.86	\$305.70							\$1,964,692.56
4200078899	HC Perm Improv and Ref Bond Ser 2015A Project	\$10,828.10	\$1.31							\$10,829.41
4200018945	HC Unlimited Tax Ref - Project Fund	\$2,859,857.32	\$347.21	\$80,549.85						\$2,779,654.68
4200039016	HCTRA Mastercard/Visa	\$0.00	\$67,739,920.38	\$67,739,920.38						\$0.00
4200089037	HCTRA Revenue Account	\$5,007,968.35	\$178,433,870.48	\$41,082,331.12				\$21,820,265.81	\$156,939,308.39	\$5,048,895.14
429689037	HCTRA Sweep Account	\$19,871,814.99						\$21,820,265.81		\$154,981,657.65
4200029056	HCTRA Renewal and Replacement	\$1,500,020.96	\$4,117,821.44	\$270,259.72				\$4,117,657.47		\$1,500,184.93
429629058	HCTRA Renewal and Replacement - (CM)	\$1,854,343.47						\$4,117,657.47	\$270,259.72	\$5,891,741.22
4200069250	HCTRA Sr Lien Rev & Ref Bonds Series 2002 Construction	\$2,100,043.16	\$44,605.38							\$2,144,648.53
4200009365	HCTRA Sr Lien Rev & Ref Bonds Series 2008B Con	\$1,300,026.71	\$23,350.89	\$8,232.79						\$1,315,160.61

DETAIL OF CHANGES IN COUNTY FUNDS UNAUDITED AND UNRECONCILED AS OF NOVEMBER 2017

(PROOF OF CASH AT CADENCE BANK)

Account #	Account Name	Beginning Balances	Deposits/Credits	Disbursements	ACH/Wire Disbursements	Outstanding Checks Beginning	Outstanding Checks Ending	MMF Adjustments	MMF Adjustments	Ending Balance
4200019372	HCTRA Sr Lien Rev Bonds, Series 2009A Construction	\$1,000,020.53	\$48,443.66		\$88,059.90					\$962,404.31
	Total Harris County	\$274,742,062.17	\$668,724,708.31	\$42,422,760.26	\$493,138,862.77	\$0.00	\$11,994,848.59	\$998,867,170.32	\$514,463,973.96	\$309,031,333.04
	HARRIS COUNTY FLOOD									
42000104927	FC Central Disbursement (Funds Swept to Flood Control District Acct.)			\$5,225,786.06	\$4,379,302.21		\$1,084,483.27	\$9,605,080.27		-\$1,084,483.27
4200000224	H.C. Flood Control District	\$2,000,264.80	\$45,989,224.89		\$12,868,033.52			\$7,089,350.99	\$40,090,550.58	\$2,000,248.68
429800224	H.C. Flood Control District (CM)	\$ 16,868,438.36						\$40,090,550.58	\$7,089,350.99	\$49,867,637.88
4200010280	HCFC Commercial Paper	\$3,612,092.73	\$440.40		\$78,840.50					\$3,532,662.63
4200060336	HCFC Tax Ref Bds Ser 04 Project Fund	\$1,356,220.34	\$167.44		\$225.00					\$1,356,162.78
4200030338	HCFC Tax Ref Bds, Ser 2010A DS	\$986.61	\$0.12							\$986.73
4200000364	HCFC Imp Bonds Ser 2007 Project Fund	\$969,181.09	\$119.48		\$57.00					\$969,233.57
4200040378	HCFC Army Corps of Engineers Sims Bayou	\$26,344.10	\$3.12							\$26,347.22
4200050385	HCFC Clear Creek Escrow Account	\$692.70	\$0.06							\$692.76
4200090399	HCFC Tax Ref Bonds, Ser 2008A D/S	\$5,182.67	\$0.64							\$5,183.21
4200060434	HCFC Tax Ref Bonds, Ser 2008C Debt Service	\$1,477.98	\$0.18							\$1,478.14
4200010439	HCFC Debt Service Funds	\$287,123.82	\$69,714.83							\$356,838.45
4200060440	HCFC - Tax Ref Bonds Taxable Investment	\$1,322.10	\$0.16							\$1,322.26
4200060442	HCFC - District Contract Tax Ref Bd. 2014A - DS	\$694.47	\$0.07							\$694.54
4200030448	HCFC - District Contract Tax Ref Bd Ser 2015B - DS	\$878.52	\$0.11							\$878.63
	Total Flood Control	\$25,139,621.17	\$46,039,671.30	\$5,225,786.06	\$17,427,488.23	\$0.00	\$1,084,483.27	\$66,784,961.84	\$47,179,901.67	\$57,046,663.18

DETAIL OF CHANGES IN COUNTY FUNDS UNAUDITED AND UNRECONCILED AS OF NOVEMBER 2017

(PROOF OF CASH AT CADENCE BANK)

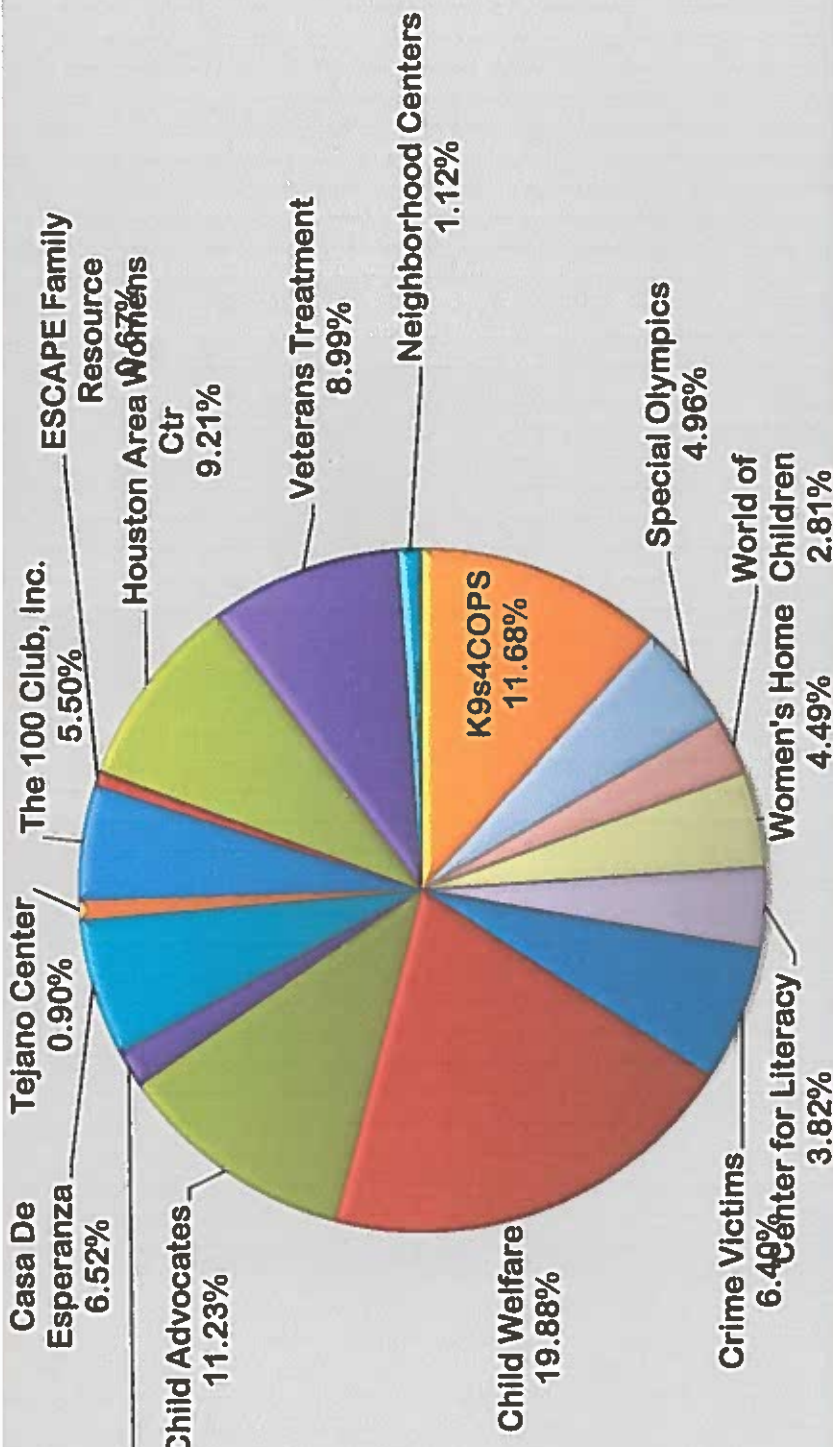
Account #	Beginning Balance	Deposits/Credits	Disbursements	ACH/Wire Disbursements	Outstanding Checks Beginning	Outstanding Checks Ending	MMF Adjustments	MMF Adjustments	Ending Balance
		+	-	-	-	-	+	-	
Total Cadence Bank	\$299,881,833.34	\$614,784,378.61	\$47,848,508.32	\$510,564,121.00	\$0.00	\$12,679,331.85	\$755,882,132.16	\$661,833,875.43	\$-366,077,046.22

MONTHLY ELECTRONIC ACTIVITY REPORT

NOVEMBER 1-30, 2017

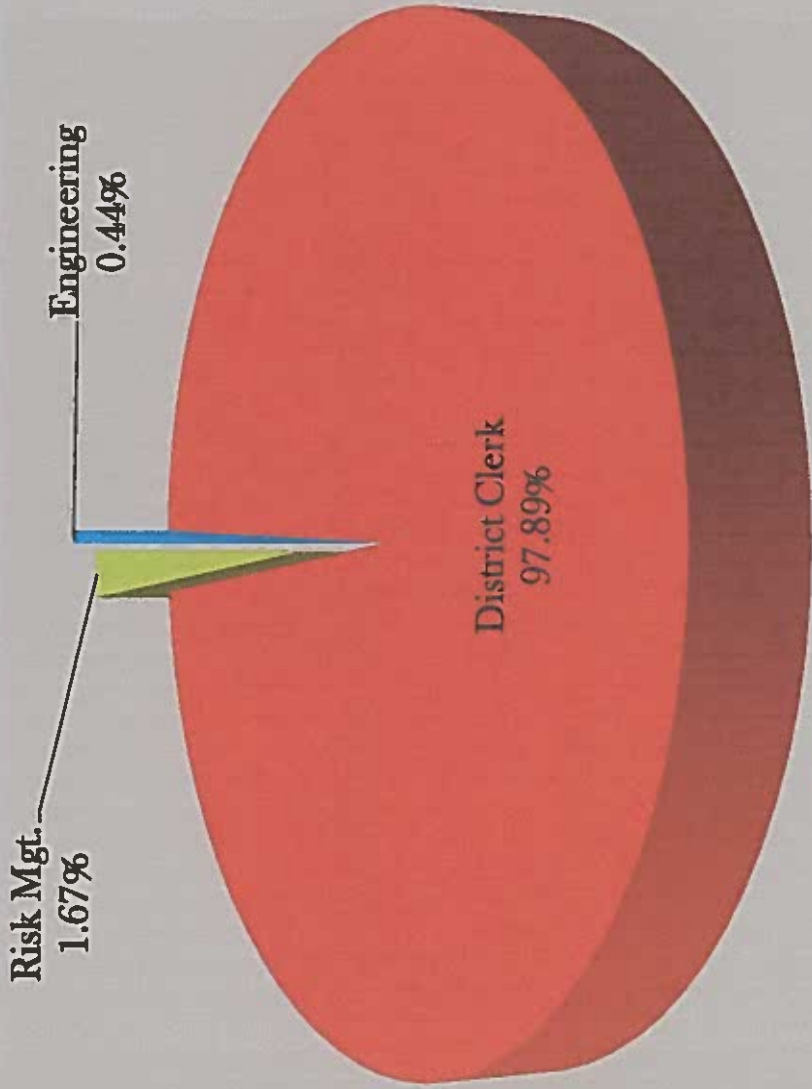
EFT / COUNTY	AMOUNT	EFT PORT	ACH PORT	AMOUNT	ACH COUNTY	AMOUNT	TAX OFFICE	ACH	AMOUNT	EFTPS FLOOD CSCD COUNTY	AMOUNT	EFTPS/PORT	AMOUNT
11/1/2017	\$20,174,333.29	1		\$8,051.75	2	\$3,030,512.22							
11/2/2017	\$6,420,479.79	1	3	\$755,000.00		\$584,013.94							
11/3/2017	\$1,958,149.14	2		\$8,053,000.00	4	\$2,339,029.58	3		\$1,919,265.80				
11/6/2017	\$11,597.28				2	\$1,500.29				3	\$10,184,543.31	2	\$466,173.83
11/7/2017	\$1,712,430.53	3		\$482,893.34			83		\$1,599,051.39				
11/8/2017	\$5,545,024.00	1	2	\$1,878.20	6	\$920.56	3		\$1,597,852.28				
11/9/2017	\$1,947,154.12		2			\$1,023,674.71	3		\$1,455,962.28				
11/10/2017													
11/13/2017	\$369,041.50	2		\$6,513,000.00			169		\$3,600,094.09			2	\$543,301.28
11/14/2017	\$21,010,594.98	1	3	\$490,709.56	10	\$56,201.57	36		\$517,245.00				
11/15/2017	\$17,332,363.65	1		\$674,649.59	8	\$17,004,914.64	89		\$8,582,827.86				
11/16/2017	\$30,742,928.75		5	\$3,758,323.09	34	\$26,282,157.86	3		\$3,844,025.32				
11/17/2017	\$2,307,513.00		1	\$3,193.80	6	\$2,072,734.09							
11/20/2017	\$6,000,743.00	2		\$10,000,000.00			95		\$11,206,366.46	3	\$10,159,657.07	2	\$426,787.75
11/21/2017	\$5,913,966.52		6	\$4,599,109.57			3		\$1,727,264.41	1	\$12,770.92		
11/22/2017	\$4,126,423.30		2	\$510,636.82			3		\$1,379,376.78				
11/23/2017													
11/24/2017													
11/27/2017	\$741,940.94	1		\$495,582.73	7	\$1,784.49	97		\$14,389,186.58			2	\$508,932.93
11/28/2017	\$14,729,659.51							106	\$69,846,258.94				
11/29/2017	\$1,990,999.59		5	\$677,222.37									
11/30/2017	\$40,046,138.69	6		\$14,500,340.53	2	\$359,434.26			\$107,456.79	1			
TOTAL	\$193,081,382.88	21	\$41,975,105.70	\$14,418,579.30	81	\$51,129,189.58	693	\$121,684,777.19	\$20,484,426.08	8	\$1,947,206.79	8	\$1,947,206.79

GRAND TOTAL	ITEMS 1008	DOLLAR AMT.
***	Bank and County Holiday	\$434,680,688.21
*	County Holiday	
**	Bank Holiday	



Juror Donations November 2017

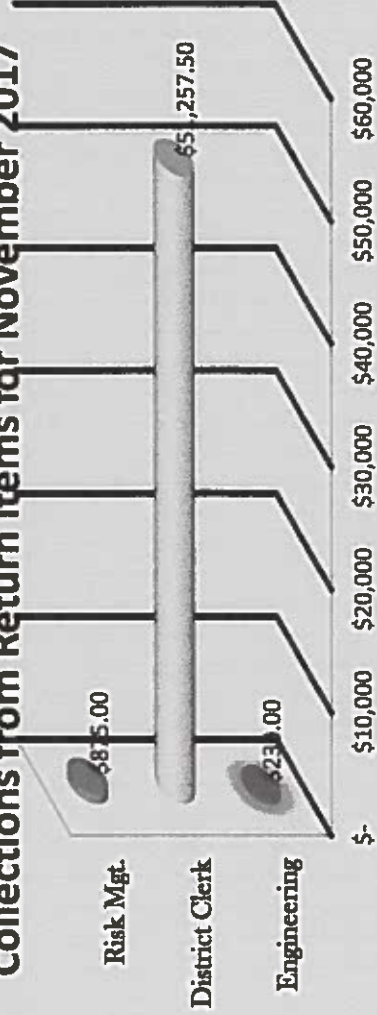
Crime Victims	\$ 342.00	Child Welfare	\$1,062.00
Child Welfare	\$ 600.00	Child Advocates	\$ 96.00
Child Advocates	\$ 96.00	Crime Stoppers	\$ 348.00
Crime Stoppers	\$ 348.00	Casa De Esperanza	\$ 48.00
Casa De Esperanza	\$ 48.00	Tejano Center	\$ 294.00
Tejano Center	\$ 294.00	The 100 Club, Inc.	\$ 624.00
The 100 Club, Inc.	\$ 624.00	ESCAPE Family Resource	\$ 265.00
ESCAPE Family Resource	\$ 265.00	Houston Area Womens Ctr	\$ 150.00
Houston Area Womens Ctr	\$ 150.00	Veterans Treatment	\$ 240.00
Veterans Treatment	\$ 240.00	Neighborhood Centers	\$ 204.00
Neighborhood Centers	\$ 204.00	K9s4COPS	\$ 5,341.00
K9s4COPS	\$ 5,341.00	Special Olympics	
Special Olympics		World of Children	
World of Children		Women's Home	
Women's Home		Center for Literacy	
Center for Literacy		Total	\$ 5,341.00



Collections for November 2017


Engineering	\$	230.00
District Clerk	\$	51,257.50
Risk Mgt.	\$	875.00
Total	\$	52,362.50

Collections from Return Items for November 2017

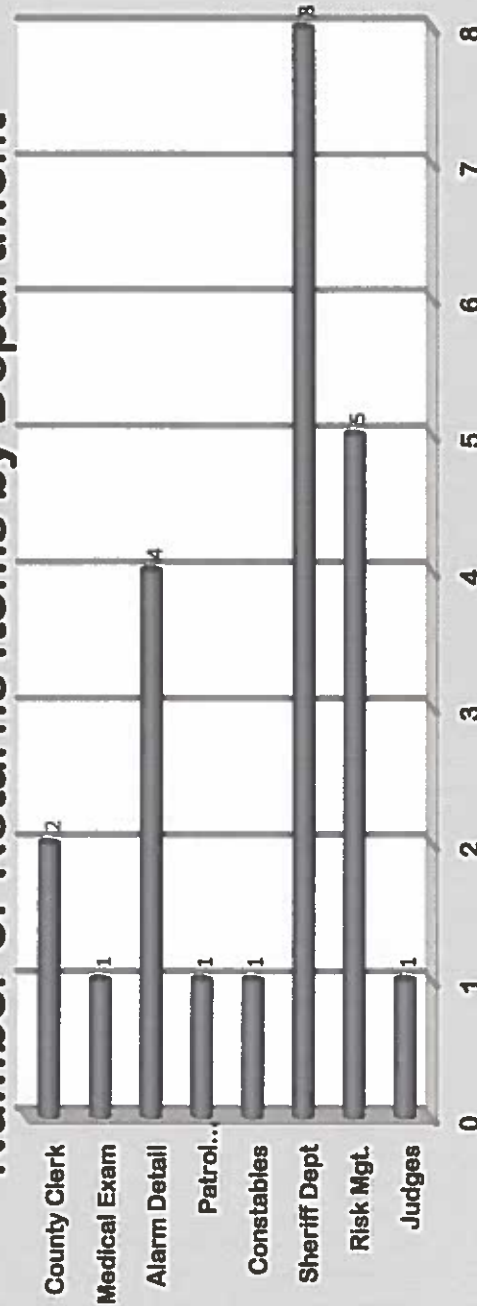


PERCENTAGE OF RETURN ITEMS

November 2017



Number of Returns Items by Department



Judges	1
Risk Mgt.	5
Sheriff Dept	8
Constables	1
Patrol Services	1
Alarm Detail	4
Medical Exam	1
County Clerk	2
TOTAL	23

The attached Fund Financial Statements and Schedule of Debt detail the debts due to and owed by the County. These schedules are excerpts from the Auditor's Monthly Financial Statements.

HARRIS COUNTY, TEXAS
SCHEDULE OF DEBT - COMMERCIAL PAPER AND BONDED DEBT - ALL FUNDS
November 30, 2017

	Stated Rate	Outstanding Balances
Toll Road Debt:		
Toll Road Bonds	3.500 - 8.000	\$ 1,877,845,000
Unamortized Premium (Discount) Net		185,649,725
Accrued Interest		22,534,959
Total Toll Road Bonds Payable		2,086,029,684
 Flood Control Debt:		
Flood Control Bonds	3.000 - 6.000	564,325,000
Unamortized Premiums		41,941,016
Total Flood Control Bonds Payable and Commercial Paper		606,266,016
 Other Bonds Payable:		
Road Bonds	3.000 - 6.000	749,235,000
Permanent Improvement	3.000 - 6.000	729,375,000
General Obligation, Revenue Refunding 2002	5.000 - 5.860	28,849,370
Tax & Subordinate Lien, Revenue Refunding Bonds	4.000 - 5.000	179,025,000
Unamortized Premiums - Road		88,727,109
Unamortized Premiums - Permanent Improvement		60,078,969
Unamortized Premiums - General Obligation		22,386,083
Accrued Interest on Capital Appreciation Bonds - General Obligation		39,873,563
Total Other Bonds Payable		1,897,550,094
 Other Commercial Paper Payable:		
Commercial Paper Payable - Series A-1		31,451,000
Commercial Paper Payable - Series B		4,155,000
Commercial Paper Payable - Series C		4,650,000
Commercial Paper Payable - Series D		100,296,000
Total Other Commercial Paper Payable		140,552,000
 Total Bonds Payable and Commercial Paper		
		4,730,397,794
 Other Long-Term Liabilities:		
Obligation Under Capital Lease		7,262,176
Loan Payable		16,509,671
OPEB Obligation		613,989,534
Net Pension Liability		306,046,823
Pollution Remediation Obligation		4,396,332
Total Other Long-Term Liabilities		948,204,536
 Total Debt		
		\$ 5,678,602,330

HARRIS COUNTY, TEXAS
STATEMENT OF NET POSITION
PROPRIETARY FUNDS
November 30, 2017

	<u>Enterprise Funds</u>			<u>Internal Service Funds</u>
	<u>Toll Road</u>	<u>Nonmajor Enterprise Funds</u>	<u>Total</u>	
ASSETS				
Current assets:				
Cash and cash equivalents	\$ 248,877,565	\$ 24,133,715	\$ 273,011,280	\$ 92,214,152
Investments	767,719,561	-	767,719,561	14,380,707
Receivables, net	25,296,946	1,563,164	26,860,110	3,914,436
Other receivables	39,328,885	-	39,328,885	3,169,859
Due from other funds	2,417,310	-	2,417,310	324,243
Prepays and other assets	215,323	-	215,323	899,745
Inventories	6,119,936	-	6,119,936	2,938,468
Restricted cash and cash equivalents	140,814,049	-	140,814,049	-
Restricted investments	41,634,722	-	41,634,722	-
Total current assets	1,272,424,297	25,696,879	1,298,121,176	117,841,610
Noncurrent assets:				
Notes receivable	53,069	-	53,069	-
Investments, held as collateral by others	18,779,000	-	18,779,000	-
Capital assets:				
Land and construction in progress	984,458,678	3,963,597	988,422,275	259,000
Intangible asset	199,428,750	-	199,428,750	-
Other capital assets, net of depreciation	1,250,056,055	14,354,170	1,264,410,225	25,209,128
Total noncurrent assets	2,452,775,552	18,317,767	2,471,093,319	25,468,128
Total assets	3,725,199,849	44,014,646	3,769,214,495	143,309,738
DEFERRED OUTFLOWS OF RESOURCES				
Deferred charge on refunding	74,468,754	-	74,468,754	-
Accumulated decrease in fair value of hedging derivatives	44,684,612	-	44,684,612	-
Total deferred outflows of resources	119,153,366	-	119,153,366	-
LIABILITIES				
Current liabilities:				
Vouchers payable	20,273,130	21,788	20,294,918	1,262,993
Retainage payable	12,281,428	-	12,281,428	-
Customer deposits and other	196,532	-	196,532	-
Due to other funds	-	36,439	36,439	27,020
Estimated outstanding claims	-	-	-	13,868,763
Incurred but not reported claims	-	-	-	35,775,900
Due to other units	36,285,274	-	36,285,274	-
Unearned revenue	71,900,149	1,785,828	73,685,977	133,533
Current portion of long-term liabilities	22,534,959	-	22,534,959	-
Total current liabilities	163,471,472	1,844,055	165,315,527	51,068,209
Noncurrent liabilities:				
Noncurrent portion of long-term liabilities	2,063,494,725	-	2,063,494,725	-
Total noncurrent liabilities	2,063,494,725	-	2,063,494,725	-
Total liabilities	2,226,966,197	1,844,055	2,228,810,252	51,068,209
DEFERRED INFLOWS OF RESOURCES				
Accumulated decrease in fair value of hedging derivatives	50,960,815	-	50,960,815	-
Total deferred inflows of resources	50,960,815	-	50,960,815	-
NET POSITION				
Net investment in capital assets	447,111,477	18,317,767	465,429,244	25,468,128
Restricted for:				
Capital projects	6,271,848	-	6,271,848	-
Debt service	323,291,497	-	323,291,497	-
Toll road	789,751,381	-	789,751,381	-
Unrestricted	-	23,852,824	23,852,824	66,773,401
Total net position	\$ 1,566,426,203	\$ 42,170,591	\$ 1,608,596,794	\$ 92,241,529

* The County has pledged \$8.9 Million to Citibank and \$9.8 Million to JP Morgan from two FNMA notes with a combined par value of \$51 Million, under the terms of the swap agreements related to the Toll Road Authority 2012A&B bonds and a portion of the Senior Lien Revenue Refunding 2007B bonds. (see page 41 for additional details)

**HARRIS COUNTY, TEXAS
BALANCE SHEET
GOVERNMENTAL FUNDS
NOVEMBER 30, 2017**

	General Fund	Public Contingency Fund	Mobility Fund	General Debt Service Funds	Total General Fund Group	Nonmajor Governmental Funds	Total Governmental Funds
ASSETS							
Cash and investments:							
Cash and cash equivalents	\$ 106,956,638	\$ 49,227,926	\$ 330,726,022	\$ -	\$ 486,910,586	\$ 524,427,659	\$ 1,011,338,245
Investments	-	55,203,394	-	-	55,203,394	63,807,638	119,011,032
Receivables:							
Taxes, net	1,656,506,998	-	-	-	1,656,506,998	200,419,072	1,856,926,070
Accounts	6,551,727	-	262,111	-	6,813,838	34,369,081	41,182,919
Capital leases	228,300	-	-	-	228,300	-	228,300
Other	8,878,475	-	-	-	8,878,475	22,266,326	31,144,801
Due from other funds	-	1,561,471	-	-	1,561,471	956,635	2,518,106
Prepays and other assets	5,000	-	-	-	5,000	-	5,000
Inventory	2,444,159	-	-	-	2,444,159	-	2,444,159
Restricted cash and cash equivalents	-	-	-	25,810,509	25,810,509	4,290,451	30,100,960
Advances to other funds	140,000	-	-	-	140,000	7,469,080	7,609,080
Notes receivable	996,098	-	-	-	996,098	168,999	1,165,097
Total assets	\$ 1,782,707,395	\$ 105,992,791	\$ 330,988,133	\$ 25,810,509	\$ 2,245,498,828	\$ 858,174,941	\$ 3,103,673,769
LIABILITIES							
Vouchers payable	\$ 18,849,916	\$ 2,092,983	\$ 2,509,986	\$ -	\$ 23,452,885	\$ 23,215,562	\$ 46,668,447
Accrued payroll and compensated absences	13,484	-	-	-	13,484	-	13,484
Retainage payable	540,192	761,047	3,453,742	-	4,754,981	12,424,807	17,179,788
Due to other funds	184	-	-	-	184	373,009	373,193
Due to other governmental units	-	-	-	-	-	13,136	13,136
Customer deposits	500,101	-	-	-	500,101	-	500,101
Advances from other funds	-	-	-	-	-	327,500	327,500
Unearned revenue	227,808	-	-	-	227,808	23,180,685	23,408,493
Total liabilities	20,131,685	2,854,030	5,963,728	-	28,949,443	59,534,699	88,484,142
DEFERRED INFLOWS OF RESOURCES							
Unavailable revenues - property taxes	1,656,506,998	-	-	-	1,656,506,998	200,419,072	1,856,926,070
Unavailable revenues - other	8,870,966	-	-	-	8,870,966	-	8,870,966
Total deferred inflows of resources	1,665,377,964	-	-	-	1,665,377,964	200,419,072	1,865,797,036
FUND BALANCES							
Nonspendable	2,584,159	-	-	-	2,584,159	557,500	3,141,659
Restricted	1,699,274	-	325,024,405	25,810,509	352,534,188	456,071,198	808,605,386
Committed	-	-	-	-	-	96,480,799	96,480,799
Assigned	27,414,385	-	-	-	27,414,385	-	27,414,385
Unassigned	65,499,928	103,138,761	-	-	168,638,689	45,111,673	213,750,362
Total fund balances	97,197,746	103,138,761	325,024,405	25,810,509	551,171,421	598,221,170	1,149,392,591
Total liabilities, deferred inflows of resources, and fund balances	\$ 1,782,707,395	\$ 105,992,791	\$ 330,988,133	\$ 25,810,509	\$ 2,245,498,828	\$ 858,174,941	\$ 3,103,673,769

